



**DEPARTMENT OF THE AIR FORCE
AIR FORCE HISTORICAL RESEARCH AGENCY
MAXWELL AIR FORCE BASE, ALABAMA**

3 Feb 1999

HQ AFHRA/RSA
600 Chennault Circle
Maxwell AFB AL 36112-6424

Ms Rozetta T. Moore
AFCAA/FMR
1111 Jefferson Davis Highway, Ste 403
Arlington VA 22202

Dear Ms Moore

Thank you for your request regarding USAF Statistical Digests. We reviewed these documents from FY1964 through FY1980 and verified that they can be declassified in IAW EO 12958. The volumes up to FY1964 were already declassified. You can use this letter as authority to declassified the USAF Statistical Digests from 1945 through 1980, inclusive.

Copies of these documents are available for purchase from this Agency on 16mm microfilm, as follows:

DATES	ROLL
1945-FY1948	A1082
FY1950-53	K1057
FY1954-56	K1058
FY1957-59	K1059
FY1960-63	K1060

If you wish to order any microfilm, please let us know.

Copies may also be available from the Air Force History Support Office, Bolling AFB DC. Please let us know if we can be of further assistance.

Sincerely

ARCHIE DiFANTE
Archivist
Safe Paper Office





UNITED STATES AIR FORCE STATISTICAL DIGEST

FISCAL YEAR 1968

TWENTY THIRD EDITION

This material contains information affecting the national defense of the United States within the meaning of the Espionage Laws (Title 18, U.S.C., sections 793 and 794), the transmission or revelation of which in any manner to any unauthorized person is prohibited by law.

Retain or destroy this copy in accordance with AFR 205-1. Do not return.

**DOWNGRADED AT 12 YEAR INTERVALS;
NOT AUTOMATICALLY DECLASSIFIED
DOD DIR. 5200.10**

PREPARED BY
DATA SERVICES CENTER
DIRECTORATE OF DATA AUTOMATION
COMPTROLLER OF THE AIR FORCE
HEADQUARTERS, USAF
WASHINGTON, D. C. 20330



AIR FORCE REGULATION
NO. 171-8

DEPARTMENT OF THE AIR FORCE
Washington, 30 September 1968

Automatic Data Processing Systems and Procedures

UNITED STATES AIR FORCE STATISTICAL DIGEST

This regulation establishes the United States Air Force Statistical Digest as the reference book of USAF official statistics for each fiscal year. It describes the digest's contents and sources of material, and assigns related responsibilities.

[See summary of revised, deleted, or added material below signature element]

1. Contents of the Digest. The digest contains summaries of Air Force statistics on forces, operations, materiel, personnel, training, medical services, finance, security and law enforcement, facilities, transportation, Military Assistance Program (MAP), and related studies and historical events.

2. Source of Material. Most of the data for the digest are obtained by the Data Services Center (AFADS), Directorate of Data Automation, Comptroller of the Air Force, HQ USAF, from USAF world-wide statistical reporting system. This material is or may be augmented with material furnished by Air Staff offices, HQ USAF field extensions, the USAF Historical Division Liaison Office (AFCHO), major commands (MAJCOM), and separate operating agencies.

3. Responsibilities:

a. HQ USAF (AFADS):

(1) Is assigned the primary responsibility for publication of the digest.

(2) Prepares an annual letter of instructions to provide contributors with schedules of submission dates and other pertinent information.

(3) Collects properly prepared statistical data from contributing offices.

(4) Compiles data from directorate statistical reports.

(5) Reviews and acts upon contributors' and users' recommendations for additions, deletions, and changes in data or statistical format; and coordinates these recommendations with Air Force

correlative activities.

(6) Reviews, edits, organizes, and consolidates the statistical data for publication in the digest.

(7) Submits final draft to AFDASDC for review and printing.

b. Other Air Staff Offices, HQ USAF Field Extensions, MAJCOM, Separate Operating Agencies, and AFCHO. These offices will contribute historical and significant statistical material for the digest by:

(1) Compiling and preparing statistical and editorially correct summaries which adequately cover the pertinent subject matter area in accordance with the annual instructions issued by AFADS.

(2) Coordinating digest material with Air Force correlative activities.

(3) Reviewing the latest issue of the digest and recommending changes for future editions.

c. AFCHO (Only): In addition to the above, AFCHO will furnish, in summary form, the lineage of MAJCOMS and separate operating agencies, and will submit a Chronology of Historical Events, RCS: HAF-D47, covering significant historical material during the fiscal year, as prescribed by annual letter from AFADS.

4. Maintaining Security Classification. Each contributing activity will indicate the proper security classification and the appropriate downgrading and declassification group number (as prescribed in AFRs 205-1 and 205-2) of all digest material submitted for publication. Further, the contributor will notify HQ USAF (AFADSAC), Wash DC 20330, immediately as to any change in

This regulation supersedes AFR 171-8, 29 October 1965.

OPR: AFADSAC

DISTRIBUTION: M

the security classification or in the downgrading and declassification group numbers which affect

previously published digest material.

BY ORDER OF THE SECRETARY OF THE AIR FORCE

OFFICIAL

J. P. McCONNELL, *General, USAF*
Chief of Staff

JOHN F. RASH, *Colonel, USAF*
Director of Administrative Services

→ Summary of Revised, Deleted, or Added Material ←

This revision contains the report title and Reports Control Symbol for material to be provided by the USAF Historical Division Liaison Office (para 3c) and change in abbreviation for major command (MAJCOM) (para 2).

F O R E W O R D

THIS IS THE TWENTY-THIRD EDITION OF THE USAF STATISTICAL DIGEST. IN ADDITION TO THE USUAL STATISTICAL SUMMARIES, MATERIAL REFLECTING USAF ACTIVITIES IN SOUTHEAST ASIA (SEA) HAVE BEEN INCLUDED AND MAY BE FOUND IN VARIOUS SECTIONS.

PART I, AIR FORCE UNITS AND CAPABILITIES, INCLUDES DATA ON USAF AIRCRAFT POSSESSED AND COMBAT READY, AIRCREWS FORMED AND COMBAT READY, AND SQUADRONS LOCATED IN SEA.

PART II, FLIGHT OPERATIONS, CONTAINS INFORMATION ON AVERAGE NUMBER OF AIRCRAFT, COMBAT AND COMBAT SUPPORT FLYING HOURS AND UTILIZATION RATES AS WELL AS THE NUMBER OF SORTIES FOR EACH OPERATIONAL AND SUPPORT BASE IN SEA. DATA ON AIRCRAFT, INDICATING COMMAND OF POSSESSION IS ALSO SHOWN.

PART III, SAFETY, INCLUDES DATA ON MAJOR AND MINOR AIRCRAFT FLIGHT ACCIDENTS IN SEA.

PART IV, MATERIEL, UNDER WAR READINESS MATERIEL, INCLUDES DATA ON AIR FORCE ORDNANCE EXPENDITURES IN SEA.

PART VII, MILITARY ASSISTANCE PROGRAM, CONTAINS INFORMATION ON MILITARY ASSISTANCE (FWMAF/MASF/SOA) PROGRAM AND MILITARY APPROPRIATION SERVICE-FUNDED PROGRAM FORMAL TRAINING ACCOMPLISHMENT BY TYPE OF TRAINING.

PART VIII, MILITARY PERSONNEL, REFLECTS DATA ON USAF OFFICERS AND AIRMAN CASUALTY INFORMATION IN SEA. MILITARY STRENGTH IN SEA MAY BE FOUND IN THE TABLE ON DUTY LOCATION OVERSEAS.

PART IX, CIVILIAN PERSONNEL, REFLECTS DATA ON THE EMPLOYED STRENGTH OF CIVILIAN PERSONNEL IN SEA.

PART X, MEDICAL, CONTAINS INFORMATION ON ADMISSION RATES FOR MAJOR ILLNESS GROUPS IN SEA. SOURCES FOR THE DATA CONTAINED HEREIN ARE THE PUBLISHED AND UNPUBLISHED RECORDS OF THE DATA SERVICES CENTER, EXCEPT WHERE OTHERWISE NOTED IN THE SOURCE INDICATED AT THE END OF EACH TABLE. SOME OF THE TABLES PUBLISHED IN THE FY 1967 ISSUE HAVE BEEN DELETED WHILE OTHERS HAVE BEEN COMBINED OR REVISED IN ORDER TO PRESENT MORE MEANINGFUL STATISTICAL DATA.

CORRESPONDENCE RELATIVE TO THE CONTENT OF THIS DOCUMENT, AS WELL AS SUGGESTIONS FOR FUTURE EDITIONS, SHOULD BE ADDRESSED TO HEADQUARTERS, USAF (AFADSLD), WASHINGTON, D. C. 20330.

TABLE OF CONTENTS

AIR FORCE REGULATION 171-8	II - III
FOREWORD	IV
TABLE OF CONTENTS	V - XIII
HISTORICAL LINEAGE OF USAF MAJOR AIR COMMANDS AND SEPARATE OPERATING AGENCIES	XIV - XV
DEPARTMENT OF DEFENSE CHART	XVI
OFFICE OF THE SECRETARY OF THE AIR FORCE	XVII
SECRETARY OF DEFENSE AND EXECUTIVES AND COMMANDERS OF THE USAF DURING FY 1968	XVIII - XIX
CONTINENTAL USAF INSTALLATIONS MAP	XX
OVERSEAS USAF INSTALLATIONS MAPS	XXI - XXIV
CHRONOLOGY OF UNITED STATES AIR FORCE MAJOR EVENTS - FY 1968	XXV - XXXIV

PART I - AIR FORCE UNITS AND CAPABILITIES

AIR FORCE UNITS AND CAPABILITIES	1 - 36
INTRODUCTION AND DEFINITIONS	1
Table 1 - Active USAF Organizations By Major Air Command And Separate Operating Agency, World-wide - 30 Jun 1968	2
Table 2 - USAF Combat Forces By Kind Of Unit, World-wide, At End Of Quarter - FY 1968	3
Table 3 - USAF Combat Forces By Kind Of Unit, By Geographical Area, World-wide, At End Of Month - FY 1968	4 - 17
Table 4 - USAF Combat Forces By Kind Of Unit, By Command Of Assignment, World-wide, At End Of Quarter - FY 1968	18 - 20
Table 5 - USAF Combat Forces, Readiness Status Of Aircraft And Aircrews In Selected Kinds Of Units, By Weapons System, At End Of Quarter - FY 1968	21 - 27
Table 6 - USAF Combat Forces, Readiness Status Of Missiles, By Weapons System, At End Of Quarter - FY 1968	28 - 29
Table 7 - Readiness Ratings Of USAF Combat Forces By Kind Of Unit, Semiannually - FY 1968	30 - 31
Table 8 - USAF Combat Forces, Readiness Status Of Aircraft And Aircrews In Southeast Asia By Weapons System, At End Of Quarter - FY 1968	32 - 36

PART II - FLIGHT OPERATIONS

FLIGHT OPERATIONS	37 - 103
INTRODUCTION AND DEFINITIONS	37 - 38
Table 9 - USAF Flight Operations By Type Of Activity, World-wide, By Quarter - FY 1968	39
Table 10 - USAF Flight Operations Of Active Aircraft By Mission And Design Of Aircraft, World-wide, By Quarter - FY 1968	40 - 49
Table 11 - Southeast Asia Operational Data By Mission, Design, Series Within Bases, Quarterly - FY 1968	50 - 81
Table 12 - Southeast Asia Operational Data Summary By Mission, Design, Series Indicating Command, Quarterly - FY 1968	82 - 103

PART III - SAFETY

AIRCRAFT ACCIDENTS	105 - 118
INTRODUCTION AND DEFINITIONS	105
Table 13 - USAF Aircraft Flight Accidents, Fatalities, And Aircraft Destroyed, By Command, World-wide - FY 1968	106
Table 14 - USAF Aircraft Flight Accidents, Fatalities, And Aircraft Destroyed, By Mission, By Command, World-wide - FY 1968	107 - 109
Table 15 - USAF Aircraft Flight Accidents (Major And Fatal), Fatalities And Aircraft Destroyed, By Mission And Design Aircraft, World-wide - FY 1968	110 - 111
Table 16 - Major Aircraft Flight Accidents, By Mission And Design Aircraft, By Cause Factor, World-wide, - FY 1968	112 - 113

TABLE OF CONTENTS (Continued)

PART III - SAFETY (Continued)

Table 17 - Major Aircraft Flight Accidents, By Mission And Design Aircraft, By Phase Of Operation, World-wide, - FY 1968	114 - 115
Table 18 - Personnel Fatalities And Injuries In Aircraft Accidents, By Mission And Design Aircraft, World-wide, - FY 1968	116 - 117
Table 19 - Southeast Asia Aircraft Flight Accidents - FY 1968 And FY 1967	118
 GROUND ACCIDENTS	 119 - 130
INTRODUCTION AND DEFINITIONS	119
INJURIES	120 - 123
Table 20 - Military Personnel Disabling And Non-Disabling Injury Experience By Command World-wide - FY 1968	120
Table 21 - On-Duty Military Personnel Disabling Injury Experience By Command, World-wide - FY 1968	121
Table 22 - Off-Duty Military Personnel Disabling Injury Experience By Command, World-wide - FY 1968	122
Table 23 - On-Duty Civilian Personnel Disabling And Non-Disabling Injury Experience By Command, World-wide - FY 1968	123
 COSTS	 124 - 125
Table 24 - USAF Motor Vehicle Ground Accident Experience And Cost By Command, World-wide - FY 1968	124
Table 25 - Ground Accident Cost Analyses By Command, World-wide - FY 1968	125
 LOSSES AND COSTS	 126 - 130
Table 26 - Military Personnel Disabling Injury Losses And Costs Resulting From USAF Motor Vehicle Accidents, By Command, World-wide - FY 1968	126
Table 27 - On-Duty Civilian Personnel Disabling Injury Losses And Costs Resulting From USAF Motor Vehicle Accidents By Command, World-wide - FY 1968	127
Table 28 - Military Personnel Disabling Injury Losses And Costs Resulting From Private Motor Vehicle Accidents By Command, World-wide - FY 1968	128
Table 29 - Military Personnel Disabling Injury Losses And Costs Resulting From All Other (Non-Vehicular) Accidents By Command, World-wide - FY 1968	129
Table 30 - On-Duty Civilian Personnel Disabling Injury Losses And Costs Resulting From All Other (Non-Vehicular) Accidents By Command, World-wide - FY 1968	130

PART IV - MATERIEL

AIRCRAFT AND MISSILES	131 - 187
INTRODUCTION AND DEFINITIONS	131
Table 31 - USAF Aircraft Acceptances Of Models In Production, By Manufacturer, By Recipient By Month - FY 1968	132 - 134
Table 32 - USAF Guided Missile, Air To Air Missile, And Target Drone Acceptances By Manufacturer, By Month - FY 1968	135
Table 33 - USAF Aircraft Procurement Programs By Fiscal Year Funding - FY 1966 And Prior Through FY 1968	136 - 137
Table 34 - USAF Guided Missile, Air To Air Missile, And Target Drone Procurement Programs, By Fiscal Year Funding - FY 1968 And Prior	138
Table 35 - Functional Distribution Of USAF Aircraft By Mission, World-wide, At End Of Quarter - FY 1968	139 - 140
Table 36 - Functional Distribution Of USAF Aircraft By Mission, Design, And Selected Series, World-wide - 30 Jun 1968	141 - 146
Table 37 - Functional Distribution Of USAF Missiles By Mission, Design, And Series, World-wide, By Quarter - FY 1968	147 - 149
Table 38 - Functional Distribution Of USAF Aircraft At End Of Quarter, And Hours Flown During Quarter, By Command, World-wide - FY 1968	150 - 152

TABLE OF CONTENTS (Continued)

<u>PART IV - MATERIEL (Continued)</u>	
Table 39 - Age (In Months) Distribution Of USAF Aircraft By Mission, Design, And Series, World-wide - 30 Jun 1968	153 - 158
Table 40 - Age (In Months) Distribution Of USAF Missiles, By Mission, And Design, World-wide - 30 Jun 1968	159
Table 41 - Age (In Months) Distribution Of USAF Drones, By Mission, And Design, World-wide - 30 Jun 1968	159
Table 42 - USAF And Component Aircraft Gains And Losses By Mission, Design, And Series, World-wide, Semiannually - FY 1968	160 - 183
Table 43 - USAF Missile And Drone Gains And Losses By Mission, Design, And Series World-wide, Semiannually - FY 1968	184 - 187
 PROPULSION UNITS	 188 - 200
INTRODUCTION AND DEFINITIONS	188
Table 44 - USAF Propulsion Unit Acceptances By Type And Recipient - FY 1968	189
Table 45 - USAF Propulsion Unit Acceptances Of Models In Production By Manufacturer, By Month - FY 1968	190 - 191
Table 46 - USAF Propulsion Units By Account, By Major Type, By Status, World-wide, - 30 Jun 1968	192 - 193
Table 47 - USAF Propulsion Units By Major Type, By Model, By Status, World-wide, - 30 Jun 1968 .	194
Table 48 - USAF Propulsion Units By Account, By Type, By Status, World-wide, - 30 Jun 1968 . . .	195 - 200
 VEHICLES	 201 - 203
INTRODUCTION AND DEFINITIONS	201
Table 49 - USAF Vehicles By Design And Application, In Use And In Storage, World-wide, - 30 Jun 1968	202
Table 50 - USAF Commercial Design Vehicles In Use, By Area, World-wide - 30 Jun 1968	203
 WAR READINESS MATERIEL	 204 - 207
INTRODUCTION AND DEFINITIONS	204
Table 51 - Prestockage And Per Cent Of Requirements Of War Readiness Of War Readiness Materiel (WRM) For Selected Items, World-wide, 25 Dec 1967 And 25 Jun 1968	205
Table 52 - USAF Inventory Of Ammunition Items, World-wide (Including VAMP/LAMP) - 30 Jun 1968 . . .	206
Table 53 - SEA - Air Force Ordnance Expenditures, By Type - FY 1966 Through FY 1968	207
 AIR FORCE EQUIPMENT MANAGEMENT SYSTEM (AFEMS)	 208 - 209
INTRODUCTION AND DEFINITIONS	208
Table 54 - Monetary Value Of USAF Equipment Authorized And In Use In Place By Command World-wide - 15 Oct 1967 And 15 Apr 1968	209
 MACHINE TOOLS	 210 - 211
INTRODUCTION AND DEFINITIONS	210
Table 55 - USAF Owned Metalworking Machinery In Use, By Type And Location, - 30 Jun 1968	211
 STATUS OF THE USAF STRATEGIC AND CRITICAL MATERIALS STOCKPIILING PROGRAM	 212 - 213
INTRODUCTION	212
Table 56 - Status Of The USAF Strategic And Critical Materials Stockpiling Program By Depot, By Material, By Depot, - 31 Dec 1968	213

TABLE OF CONTENTS (Continued)

PART IV - MATERIEL (Continued)

SURPLUS AND EXCESS MATERIEL	214 - 215
INTRODUCTION AND DEFINITIONS	214
Table 57 - Excess And Surplus Personal Property Processed By The USAF World-wide - FY 1968	215

PART V - TRANSPORTATION

TRANSPORTATION	217 - 230
INTRODUCTION AND DEFINITIONS	217
Table 58 - Military Airlift Command (MAC) Selected Transport Operations Of The Single Manager Operating Agency By User - FY 1968	218
Table 59 - Military Airlift Command (MAC) Selected Transport Operations Of The Single Manager Operating Agency By Activity - FY 1968	218
Table 60 - Military Airlift Command Airlift Service, Industrial Fund Aircraft And Flying Hour Data - FY 1968	219
Table 61 - Military Airlift Command (MAC) Cost Of Commercial Airlift Procured For Single Manager Operating Agency, By Contractor - FY 1968	220
Table 62 - Statement Of Revenue And Costs - Military Airlift Command USAF Industrial Fund - FY 1968	221
Table 63 - Movement Of USAF Sponsored Passengers Via Ocean Transportation, By Direction Of Passenger Lift And Accommodations - World-wide - FY 1968	222
Table 64 - Movement Of USAF Sponsored Passengers Via Ocean Transportation, By Accommodation And Category Of Passengers, World-wide - FY 1968	222
Table 65 - Movement Of USAF Sponsored Passengers Via Ocean Transportation To And From Continental US By Source, Destination, And Accommodation - FY 1968	223 - 224
Table 66 - Movement Of USAF Sponsored Dry Cargo Via Ocean Transportation By Direction Of Lift And By Commodity, World-wide - FY 1968	225
Table 67 - Movement Of USAF Sponsored Dry Cargo Via Ocean Transportation Outbound From Continental US By Source And Destination, By Commodity - World-wide - FY 1968	226 - 227
Table 68 - Movement Of USAF Sponsored Dry Cargo Via Ocean Transportation Inbound To Continental US By Source And Destination, By Commodity, World-wide - FY 1968	228 - 229
Table 69 - Movement Of USAF Bulk Petroleum Via Ocean Transportation By Area, World-wide, - FY 1968	230
Table 70 - Movement Of USAF Bulk Petroleum Via Ocean Transportation By Type Of Product World-wide - FY 1968	230

PART VI - INSTALLATIONS

INSTALLATIONS	231 - 238
INTRODUCTION AND DEFINITIONS	231 - 232
Table 71 - Active Installations, World-wide - 30 Jun 1968	233
Table 72 - Progress Of USAF Military Construction Program, World-wide - FY 1968	234
Table 73 - Air Force Real Property Data - World-wide - FY 1968	235
Table 74 - Cost To US Government Of Military Real Property Controlled By Department Of The Air Force, World-wide - 30 Jun 1968	235
Table 75 - Military Real Property Acreage Controlled And Located At Department Of The Air Force Installations, World-wide - 30 Jun 1968	236
Table 76 - Government Cost Of Land Controlled By Department Of The Air Force, World-wide, 30 Jun 1968	236
Table 77 - Maintenance And Operation Cost Of USAF Real Property By Command World-wide - FY 1968	237
Table 78 - USAF Storage Space, Utilization, And Occupancy, Depot Only - 30 Jun 1968	238

TABLE OF CONTENTS (Continued)

PART VII - MILITARY ASSISTANCE PROGRAM (MAP)

MILITARY ASSISTANCE PROGRAM (MAP)	239 - 258
INTRODUCTION AND DEFINITIONS	239
Table 79 - Military Assistance Grant Aid Program Supported Aircraft Inventory By Status, By Mission, Design, And Series Of Aircraft, World-wide, At End Of Quarter - FY 1968	240
Table 80 - Military Assistance Grant Aid Program Supported Aircraft Inventory By Status, By Mission, Design, And Series Of Aircraft, By Country, World-wide, At End Of Quarter - FY 1968	241 - 244
Table 81 - Military Assistance Grant Aid Program Aircraft Attrition, By Mission, Design, And Series Of Aircraft, World-wide - FY 1968	245
Table 82 - Military Assistance Grant Aid Program Aircraft Hours Flown By Mission, Design And Series Of Aircraft, World-wide, By Quarter - FY 1968	246
Table 83 - Military Assistance Grant Aid Program Aircraft Hours Flown By Mission, Design And Series Of Aircraft, By Country, World-wide, By Quarter - FY 1968	247 - 249
Table 84 - Military Assistance Grant Aid Program Aircraft Deliveries By Mission, Design, And Series Of Aircraft, World-wide, By Quarter - FY 1968	250
Table 85 - Military Assistance Grant Aid Program Aircraft Deliveries By Recipient Country, By Mission, Design, And Series Of Aircraft, World-wide, By Quarter - FY 1968	251 - 252
Table 86 - Aircraft Deliveries To Eligible Foreign Countries Under Foreign Military Sales, World-wide - FY 1950 Through FY 1968	253
Table 87 - Military Assistance Grant Aid Program, Formal Training Accomplishment By Type Of Training, By Recipient Country, World-wide - FY 1950 Through FY 1968	254 - 255
Table 88 - Military Assistance (FWMAF/MASF/SOA) Program Aircraft Inventory And Flying Hours By Mission Design, And Series Of Aircraft - FY 1968	256
Table 89 - Military Assistance (FWMAF/MASF/SOA) Program Deliveries And Attrition By Mission Design And Series Of Aircraft - 1968	257
Table 90 - Military Appropriation Service-Funded Program Formal Training Accomplishment By Type Of Training, By Recipient Country - FY 1965 Through FY 1968	258

PART VIII - MILITARY PERSONNEL

MILITARY PERSONNEL	259 - 310
DEFINITIONS	259 - 260
STRENGTH	261 - 282
Table 91 - Duty Location Strength By State, In The United States, At End Of Quarter - FY 1968	261 - 262
Table 92 - Duty Location Strength By Country, Overseas, At End Of Quarter - FY 1968	263 - 264
Table 93 - Military Strength Of Officers By Grade In Which Serving, By Command - 30 Jun 1968	265
Table 94 - USAF Regular And Reserve General Officers By Grade In Which Serving, World-wide, At End Of Quarter - FY 1968	266
Table 95 - USAF Regular General Officers By Permanent Grade, By Grade In Which Serving, World-wide, At End Of Quarter - FY 1968	266
Table 96 - Airmen By Grade In Which Serving, By Command, World-wide - 30 Jun 1968	267
Table 97 - USAF Officers By Grade In Which Serving, By Age, World-wide, Annually - FY 1968	268
Table 98 - Average Age Of USAF Officers By Grade In Which Serving, World-wide - FY 1958 Through FY 1968	269
Table 99 - USAF Military Personnel By Type, By Personnel Identity, By Command, World-wide, At End Of Quarter - FY 1968	270 - 276
Table 100 - USAF Military Personnel By Grade In Which Serving, By Component, World-wide, At End Of Quarter - FY 1968	277 - 279
Table 101 - USAF Regular Commissioned Officers By Grade In Which Serving, By Control Branch, World-wide, - FY 1968	280
Table 102 - USAF Female Personnel By Type, By Grade In Which Serving, World-wide - 30 Jun 1968	281
Table 103 - USAF Military Personnel Suggestion Program Awards By Command, World-wide - FY 1968	282
PERSONNEL BY AERONAUTICAL STATUS	283 - 286
Table 104 - USAF Officers By Aeronautical Rating, On Flying Status, By Grade In Which Serving, World-wide, At End Of Quarter - FY 1968	283
Table 105 - USAF Officers By Aeronautical Status, World-wide, At End Of Quarter - FY 1968	284
Table 106 - USAF Officers By Aeronautical Rating, On Flying Status, By Command, World-wide, - FY 1968	285
Table 107 - USAF Officers On Flying Status By Aeronautical Rating, By Age, World-wide, Semi-annually - 31 Dec 1967 And 30 Jun 1968	286

TABLE OF CONTENTS (Continued)

PART VIII - MILITARY PERSONNEL (Continued)

SPECIALTIES AND SKILL LEVEL	287 - 290
Table 108 - Assigned USAF Officers By Occupational Field Based On Duty Specialty, World-wide, Annually - 30 Jun 1968	287
Table 109 - Authorized And Assigned Permanent Party Airmen By Control AF Speciality Within Career Field, By Skill Level, World-wide, Semiannually 31 Dec 1967 And 30 Jun 1968	288 - 290
PROMOTIONS	291 - 292
Table 110 - Regular USAF Officers Selected For Permanent Promotions, World-wide - FY 1968	291
Table 111 - Temporary Promotions Of USAF Officers To General Officers By Grade To Which Promoted, World-wide - FY 1968	291
Table 112 - USAF Officers Selected For Temporary Promotions, World-wide - FY 1968	291
Table 113 - Promotions Of Top Six Grade Airmen By Fiscal Year - FY 1964 Through FY 1968	292
GAINS, LOSSES, AND STATUS CHANGE	293 - 300
Table 114 - Gains, And Losses Of USAF Officers To The Active Military Strength, World-wide - FY 1968	293 - 294
Table 115 - Gains, Losses And Status Changes Of Airmen To USAF Active Military Strength, World-wide - FY 1968	295 - 297
Table 116 - Gains And Losses Of USAF Officers By Grade, World-wide, By Quarter - FY 1968	298
Table 117 - Gains And Losses Of Airmen By Grade, World-wide, By Quarter - FY 1968	299
Table 118 - Losses Of USAF Officers, By Aeronautical Status, By Age Group World-wide - FY 1968	300
ENLISTMENTS AND REENLISTMENTS	301 - 303
Table 119 - Enlistments And Reenlistments By Grade, By Sex, World-wide - FY 1968	301
Table 120 - Enlistments And Reenlistments By Term Of Enlistment, By Sex, World-wide - FY 1968	301
Table 121 - Enlistments By Educational Level, World-wide, By Quarter - FY 1968	302
Table 122 - Non-Prior Service Enlistments By Armed Forces Qualification Test (AFQT) Mental Category, By Quarter - FY 1968	303
RETIREMENTS	304
Table 123 - USAF Retired Military Personnel By Pay Grade, By Type Of Retirement, By Component, Inventory - 30 Jun 1968	304
DISTRIBUTION OF USAF REGULAR AND NON-REGULAR LINE AND OTHER THAN LINE COMMISSIONED OFFICERS	305 - 306
Table 124 - Distribution Of USAF Regular (Male And Female) Line And Other Than Line Commissioned Officers By Permanent Grade And Temporary Grade In Which Serving - 30 Jun 1968	305
Table 125 - Distribution Of USAF Non-Regular (Male And Female) Line And Other Than Line Commissioned Officers By Permanent Grade And Temporary Grade In Which Serving - As Of 30 Jun 1968	306
OFFICER AND AIRMAN DEATHS	307 - 309
Table 126 - Non-Battle Deaths Of USAF Officers By Aeronautical Rating, By Grade In Which Serving At Time Of Death, World-wide, Semiannually - FY 1968	307
Table 127 - Non-Battle Deaths Of USAF Officers And Airmen By Grade In Which Serving At Time Of Death, World-wide, Semiannually - FY 1968	307
Table 128 - Non-Battle Deaths Of USAF Officers By Age Group, By Grade In Which Serving At Time Of Death, World-wide, Semiannually - FY 1968	308
Table 129 - Non-Battle Deaths Of Airmen By Age Group, By Grade In Which Serving At Time Of Death, World-wide, Semiannually - FY 1968	308
Table 130 - Non-Battle Deaths Of USAF Officers By Age Group, By Causative Agent, World-wide Semiannually - FY 1968	309
Table 131 - Non-Battle Deaths Of Airmen By Age Group, By Causative Agent, World-wide Semiannually - FY 1968	309

TABLE OF CONTENTS (Continued)

PART VIII - MILITARY PERSONNEL (Continued)

SOUTHEAST ASIA	310
Table 132 - Southeast Asia Battle Deaths Of USAF Officers By Aeronautical Rating, By Grade In Which Serving At Time Of Death, Semiannually - FY 1968	310
Table 133 - Southeast Asia Battle Deaths Of USAF Officers And Airmen By Grade In Which Serving At Time Of Death, Semiannually - FY 1968	310

PART IX - CIVILIAN PERSONNEL

CIVILIAN PERSONNEL	311 - 331
INTRODUCTION AND DEFINITIONS	311 - 313
Table 134 - USAF Civilian Employees, World-wide, At End Of Quarter - FY 1968	314
Table 135 - Civilian Employees By Duty Location Within Continental US, At End Of Quarter - FY 1968	314
Table 136 - Civilian Employees By Duty Location Outside Continental US, At End Of Quarter - FY 1968	315
Table 137 - Civilian Employees By Category, By Grade, World-wide, At End Of Quarter - FY 1968	316
Table 138 - Civilian Employees By Type Of Appointment, By Employee Group, World-wide, At End Of Quarter - FY 1968	317
Table 139 - WAE (When Actually Employed) Employees And Presidential Appointees, World-wide, At End Of Quarter - FY 1968	318
Table 140 - Departmental Civilian Employees By Type Of Employee, By Employee Group At End Of Quarter - FY 1968	318
Table 141 - Civilian Employees With Veterans Preference, By Preference Points, Within Major Air Commands, World-wide, At End Of Quarter - FY 1968	319
Table 142 - Civilian Employees By Sex, By Location, World-wide, At End Of Quarter - FY 1968	320 - 322
Table 143 - Civilian Employees By Citizenship Or NonCitizenship Status, By Command Overseas, At End Of Quarter - FY 1968	323 - 325
Table 144 - Departmental Civilian Employees By Type Of Service, At End Of Quarter - FY 1968	326
Table 145 - Departmental Civilian Employees With Veterans Preference, By Preference Points, At End Of Quarter - FY 1968	326
Table 146 - Physically Impaired Civilian Employees, World-wide 30 Jun 1963 Through 30 Jun 1967 And By Type Of Physical Impairment World-wide 30 Jun 1968	327
Table 147 - Accessions Of USAF Civilian Employees By Type, World-wide, By Quarter - FY 1968	328
Table 148 - Separations Of USAF Civilian Employees By Type, World-wide, By Quarter - FY 1968	329
Table 149 - Air Force Aid Society Summaries, For Military Units, World-wide - FY 1968	330
Table 150 - Summary Of USAF Civilian Retirement Fund Transactions For The Calendar Year Ended 31 Dec 1967	330
Table 151 - Employed Strength Of Civilian Personnel In Southeast Asia (SEA), At End Of Quarter - FY 1967 And FY 1968	331

PART X - MEDICAL

MEDICAL	333 - 339
DEFINITIONS	333
Table 152 - Selected Data Concerning Medical Care Provided At Fixed Air Force Medical Facilities World-wide - FY 1964 - 1968	334 - 335
Table 153 - Admission Rates For Major Illness Groups, By Month, Air Force Personnel, FY 1964-1968	336 - 337
Table 154 - Noneffective Ratios For All Causes, By Month, Air Force Personnel, World-wide, - FY 1964-1968	338
Table 155 - Hospitalized Ratios For All Causes, By Month, Air Force Personnel, World-wide - FY 1964-1968	338
Table 156 - Number Of Individuals Completing Physiological Training According To Phase Of Training - FY 1964-1968	339

TABLE OF CONTENTS (Continued)

PART XI - SECURITY AND DISCIPLINE

SECURITY AND MILITARY POLICE	341 - 349
INTRODUCTION AND DEFINITIONS	341 - 342
Table 157 - Security Police Activities, World-wide, By Quarter - FY 1968	343 - 348
Table 158 - Personnel Released From Correctional Custody Serving Under Unit Commander Or Security Police Personnel - FY 1966 Through FY 1968	349
Table 159 - USAF Military Personnel Absent Without Leave, World-wide, By Quarter - FY 1966 Through FY 1968	349
OFFICE OF SPECIAL INVESTIGATIONS	350 - 355
DEFINITIONS	350 - 351
Table 160 - Special Investigations Conducted By The Office Of Special Investigations (OSI), World-wide - FY 1968	352 - 355
JUDGE ADVOCATE GENERAL	356 - 359
INTRODUCTION AND DEFINITIONS	356
Table 161 - Rates For USAF Personnel Tried By Courts-Martial And For Non-Judicial Punishment Under Article 15, World-wide, By Quarter - FY 1968	357
Table 162 - USAF Personnel Tried By Courts-Martial And Non-Judicial Punishment Under Article 15, By Command, World-wide, By Quarter - FY 1968	358 - 359

PART XII - COMPONENTS - AF RESERVE AND OFFICER TRAINING CORPS

INTRODUCTION AND DEFINITIONS	361 - 363
AF RESERVE	364 - 365
Table 163 - AF Reserve Officers By Reserve Section, FY 1968 By Quarter	364
Table 164 - Functional Distribution Of Air Force Reserve Aircraft As Of 30 Jun 1968 And Hours Flown During FY 1968	365
Table 165 - Age (In Months) Distribution Of Air Force Reserve Aircraft By Mission, Design, And Series, Continental US - 30 Jun 1968	365
AIR NATIONAL GUARD	366 - 372
Table 166 - Air National Guard Personnel Grade And Age Analysis - 30 Jun 1968	366
Table 167 - Authorized And Assigned Air National Guard Personnel In Federally Recognized Units By State And The US Possession Of Puerto Rico - 30 Jun 1968	367 - 368
Table 168 - Air National Guard Training By Type, United States And Possessions, By Quarter - FY 1968	368
Table 169 - Functional Distribution Of Air National Guard Aircraft By Mission And Design World- wide - 30 Jun 1968	369 - 370
Table 170 - Age (In Months) Distribution Of Air National Guard Aircraft By Mission, Design, And Series, World-wide - 30 Jun 1968	371
Table 171 - Hours Flown By Air National Guard Aircraft By Mission And Design Aircraft, World- wide, By Quarter - FY 1968	372
RESERVE OFFICER TRAINING CORPS	373 - 377
Table 172 - AF Reserve Officer Training Corps (AFROTC) Cadet Enrollment By Institution, By Year Of Course, By State Or US Possession - FY 1968	373 - 377

TABLE OF CONTENTS (Continued)

PART XIII - FISCAL

FISCAL 379 - 403

INTRODUCTION AND DEFINITIONS 379

Table 173 - Department Of The Air Force Status Of Gross Unliquidated Obligations - Beginning And End Of FY 1968 380 - 381

Table 174 - Department Of The Air Force Amounts Available For Obligation During FY 1968 Reflecting New Obligation Authority And The Application Of Prior Year Unobligated Balances 382

Table 175 - Department Of The Air Force Gross Expenditures And Amounts Available For Expenditures - During FY 1968 383

Table 176 - Department Of The Air Force Funds Available For Obligation In FY 1968 With Actual Obligations - During FY 1968 384 - 386

Table 177 - Department Of The Air Force Gross Expenditures Against FY 1968 Program - During FY 1968 387 - 388

Table 178 - Department Of The Air Force Gross Expenditures Against FY 1967 Program - During FY 1968 389 - 391

Table 179 - Department Of The Air Force Gross Expenditures Against FY 1966 Program - During FY 1968 392 - 394

Table 180 - Department Of The Air Force Gross Expenditures Against FY 1965 Program - During FY 1968 395 - 396

Table 181 - Department Of The Air Force Gross Expenditures Against FY 1964 Program - During FY 1968 397 - 398

Table 182 - Department Of The Air Force Gross Expenditures Against FY 1963 Program - During FY 1968 398 - 399

Table 183 - Department Of The Air Force Gross Expenditures Against FY 1962 Program - During FY 1968 400

Table 184 - Department Of The Air Force Gross Expenditures Against FY 1961 Program - During FY 1968 401

Table 185 - Department Of The Air Force Gross Expenditures Against FY 1960 Program - During FY 1968 402

Table 186 - Department Of The Air Force Gross Expenditures Against "L" And "M" Accounts And Combined Year Accounts - During FY 1968 403

HISTORICAL LINEAGE OF USAF MAJOR AIR COMMANDS AND SEPARATE OPERATING AGENCIES

AERONAUTICAL CHART AND INFORMATION CENTER (ACIC)

Established as Aeronautical Chart Service and assigned to Air Transport Command, 13 March 1946; reassigned to Strategic Air Command, 21 May 1947; reassigned to Air Materiel Command, 1 March 1950; redesignated USAF Aeronautical Chart and Information Service, 1 February 1951; reassigned to Military Air Transport Service, 11 May 1952; redesignated USAF Aeronautical Chart and Information Center, 1 August 1952; redesignated Aeronautical Chart and Information Center, 20 September 1954; relieved from assignment to Military Air Transport Service and made a separate operating agency, 1 July 1960.

AEROSPACE DEFENSE COMMAND (ADC)

Established, 21 March 1946; activated as a major air command, 27 March 1946; reassigned, as an operational air command, to Continental Air Command, 1 December 1948; discontinued, 1 July 1950; reestablished as a major air command, 1 January 1951; and redesignated Aerospace Defense Command, 1 January 1968.

AIR FORCE ACCOUNTING AND FINANCE CENTER (AF AFC)

Established as Air Force Finance Division and organized as a separate operating agency, 1 January 1951; redesignated Air Force Accounting and Finance Division, 1 September 1957; and redesignated Air Force Accounting and Finance Center, 1 July 1959.

AIR FORCE COMMUNICATIONS SERVICE (AFCS)

Constituted as Army Airways Communications System Wing, 13 April 1943; activated as part of Flight Control Command, 26 April 1943; reassigned directly to Army Air Forces, 14 July 1943; redesignated Army Airways Communications System, 26 April 1944; redesignated Air Communications Service, and reassigned to Air Transport Command, 13 March 1946; redesignated Airways and Air Communications Service, 11 September 1946; reassigned to Military Air Transport Service, 1 June 1948; relieved from assignment to Military Air Transport Service, elevated to a major air command, and redesignated Air Force Communications Service, 1 July 1961.

AIR FORCE DATA SYSTEMS DESIGN CENTER (AFDSDC)

Constituted as Air Force Data Systems Design Center and organized as a separate operating agency, 26 October 1967.

AIR FORCE LOGISTICS COMMAND (AFLC)

Established as Army Air Forces Materiel and Services, 14 July 1944; organized as a major air command, 17 July 1944; redesignated Army Air Forces Air Technical Service Command, 31 August 1944; redesignated Air Technical Service Command, 1 July 1945; redesignated Air Materiel Command, 9 March 1946; and redesignated Air Force Logistics Command, 1 April 1961.

AIR FORCE SYSTEMS COMMAND (AFSC)

Established as Research and Development Command, 23 January 1950; organized as a major air command, 1 February 1950; redesignated Air Research and Development Command, 16 September 1950; and redesignated Air Force Systems Command, 1 April 1961.

AIR TRAINING COMMAND (ATC)

Established as a major Air Command under designation Air Corps Flying Training Command, 23 January 1942; redesignated Army Air Forces Flying Training Command, March 1942; redesignated Army Air Forces Training Command, 31 July 1943; and redesignated Air Training Command, 1 July 1946.

AIR UNIVERSITY (AU)

Established as Air Service School, 1920; redesignated Air Service Field Officers' School, 10 February 1921; redesignated Air Service Tactical School, 8 November 1922; redesignated Air Corps Tactical School, 18 August 1926; discontinued, 9 October 1942; reestablished as Army Air Forces School of Applied Tactics, and assigned to Army Air Forces Center, 16 October 1943; redesignated Army Air Forces School, 1 June 1945; reassigned directly to Army Air Forces and given status of major air command, 29 November 1945; and redesignated Air University, 12 March 1946.

ALASKAN AIR COMMAND (AAC)

Constituted as Alaskan Air Force, 28 December 1941; activated as a major air command, 15 January 1942; redesignated Eleventh Air Force, 5 February 1942; and redesignated Alaskan Air Command, 18 December 1945.

CONTINENTAL AIR COMMAND (CAC)

Established and organized as a major air command, 1 December 1948.

HEADQUARTERS COMMAND USAF (USAF HQCOMD)

Established as Bolling Field Command, and organized as a major air command, 15 December 1946; redesignated Headquarters Command, United States Air Force, 17 March 1948.

MILITARY AIRLIFT COMMAND (MAC)

Established as Military Air Transport Service, and organized as a major air command, 1 June 1948; redesignated Military Airlift Command, 1 January 1966.

OFFICE OF AEROSPACE RESEARCH (OAR)

Constituted as Air Force Research Division, and activated as part of Air Research and Development Command, 28 December 1959; organized, 15 January 1960; relieved from assignment to Air Research and Development Command, redesignated Office of Aerospace Research, and made a separate operating agency, 1 April 1961.

HISTORICAL LINEAGE OF USAF MAJOR AIR COMMANDS AND SEPARATE OPERATING AGENCIES (CONTINUED)

PACIFIC AIR FORCES (PACAF)

Constituted as Far East Air Forces, 31 July 1944; activated as a major air command, 3 August 1944; redesignated Pacific Air Command, US Army, 6 December 1945; redesignated Far East Air Forces, 1 January 1947; and redesignated Pacific Air Forces, 1 July 1957.

STRATEGIC AIR COMMAND (SAC)

Constituted as Continental Air Forces, 13 December 1944; activated as a major air command, 15 December 1944; redesignated Strategic Air Command, 21 March 1946.

TACTICAL AIR COMMAND (TAC)

Established and activated as a major air command, 21 March 1946; reassigned, as an operational air command, to Continental Air Command, 1 December 1948; made an operational and administrative command under Continental Air Command, 20 September 1950; returned to status of major air command, 1 December 1950.

USAF ACADEMY (USAFA)

Established, 27 July 1954; activated as a separate operating agency, 14 August 1954.

US AIR FORCES IN EUROPE (USAFE)

Constituted as Eighth Air Force, 19 January 1942; activated as a major air command, 28 January 1942; redesignated United States Strategic Air Forces in Europe, 22 February 1944; and redesignated United States Air Forces in Europe, 7 August 1945.

USAF SECURITY SERVICE (USAFSS)

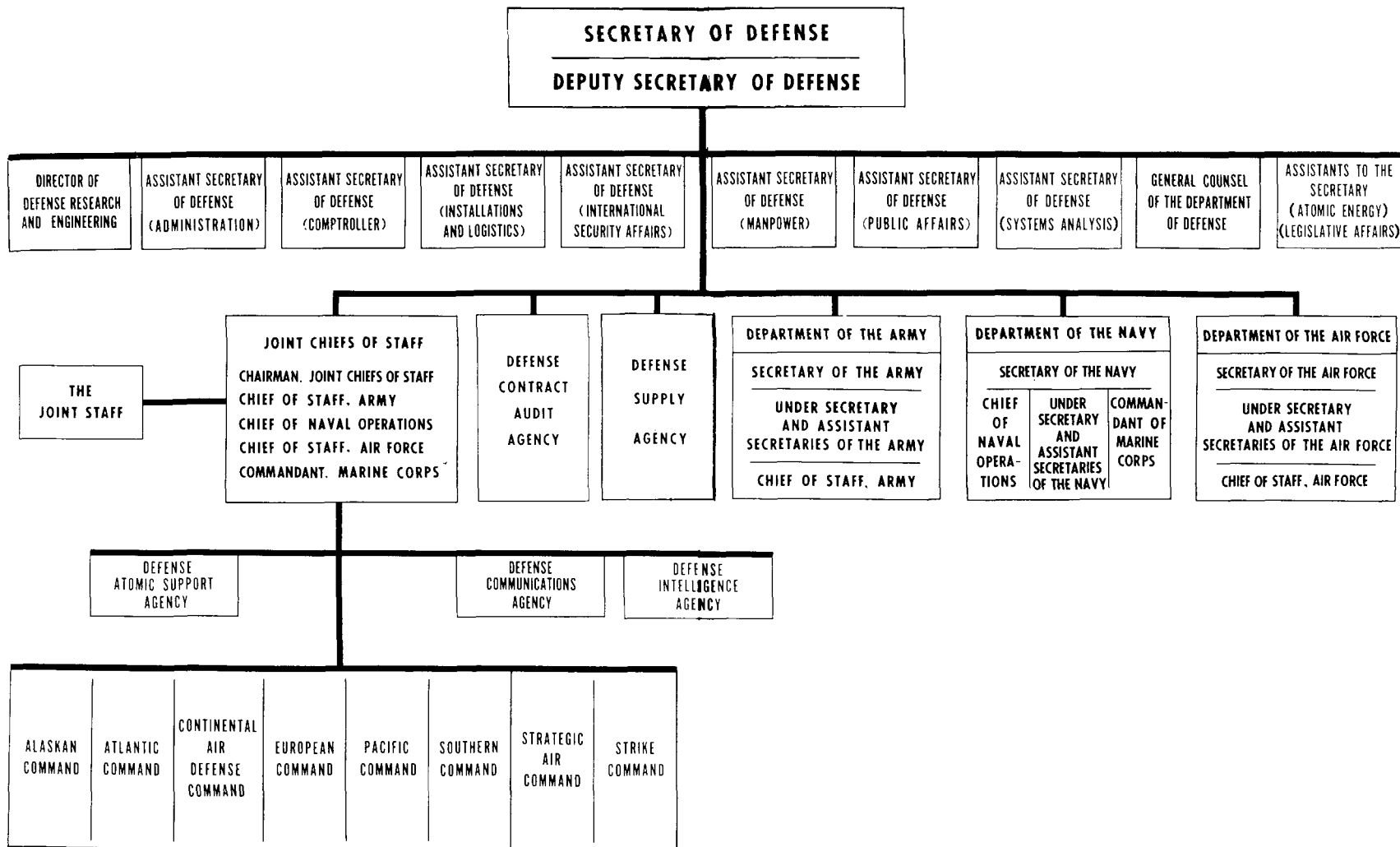
Established, 20 October 1948; organized as a major air command, 26 October 1948.

UNITED STATES AIR FORCES SOUTHERN COMMAND (USAFSO)

Constituted as Panama Canal Air Force, 19 October 1940; activated as a major air command, 20 November 1940; redesignated Caribbean Air Force, 5 August 1941; redesignated Sixth Air Force, 5 February 1942; redesignated Caribbean Air Command, 31 July 1946; and redesignated United States Air Forces Southern Command, 8 July 1963.

Source: USAF Historical Division

DEPARTMENT OF DEFENSE

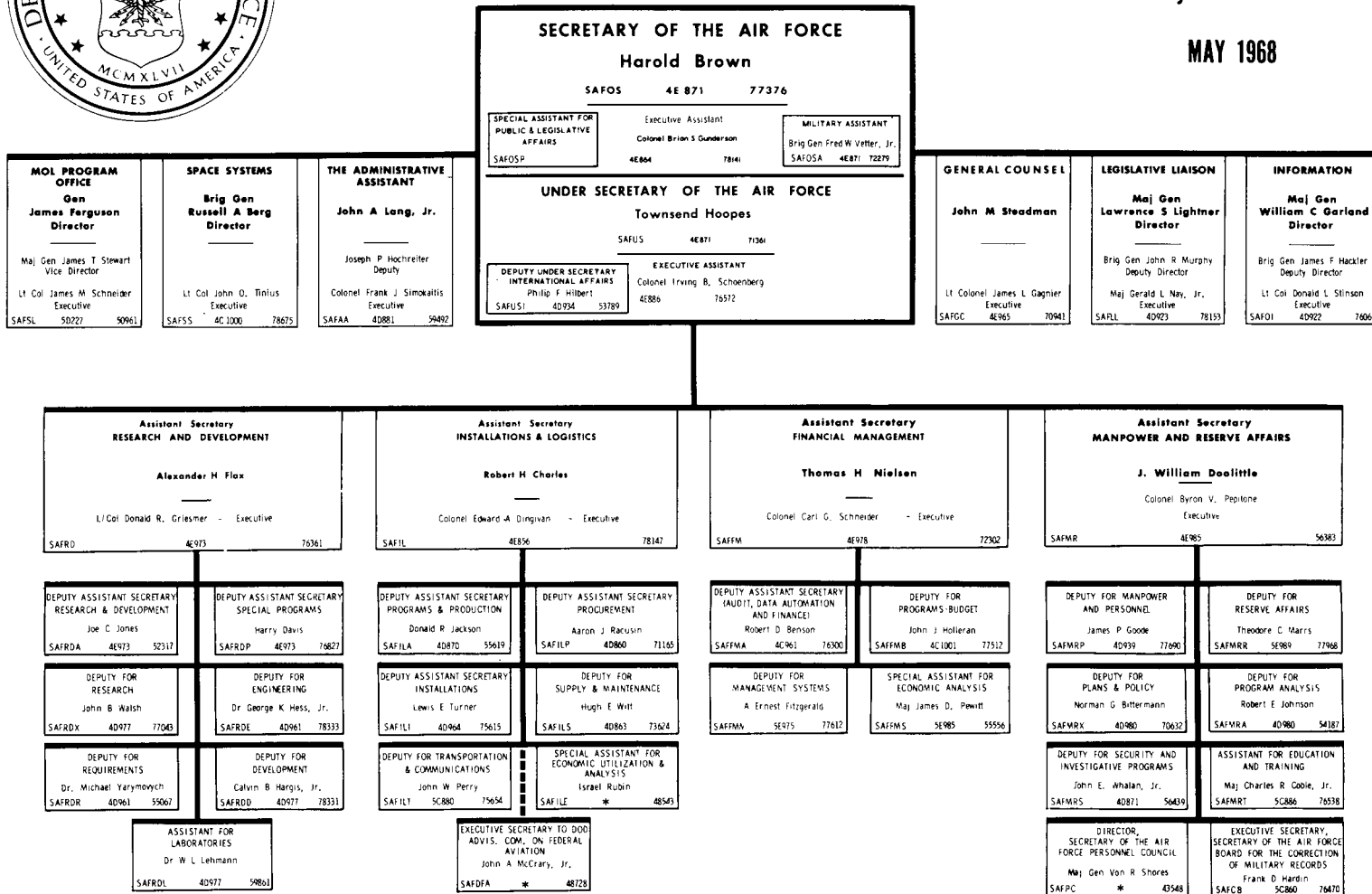


WHEN PERTAINING TO MARINE CORPS MATTERS



Office of the
Secretary of the Air Force

MAY 1968



* 1111-19th St. N., Arlington, Va.

* 1400 N. Uhle St., Arlington, Va.

SECRETARY OF DEFENSE AND EXECUTIVES AND COMMANDERS OF THE UNITED STATES AIR FORCE
DURING FY 1968 (CONTINUED)

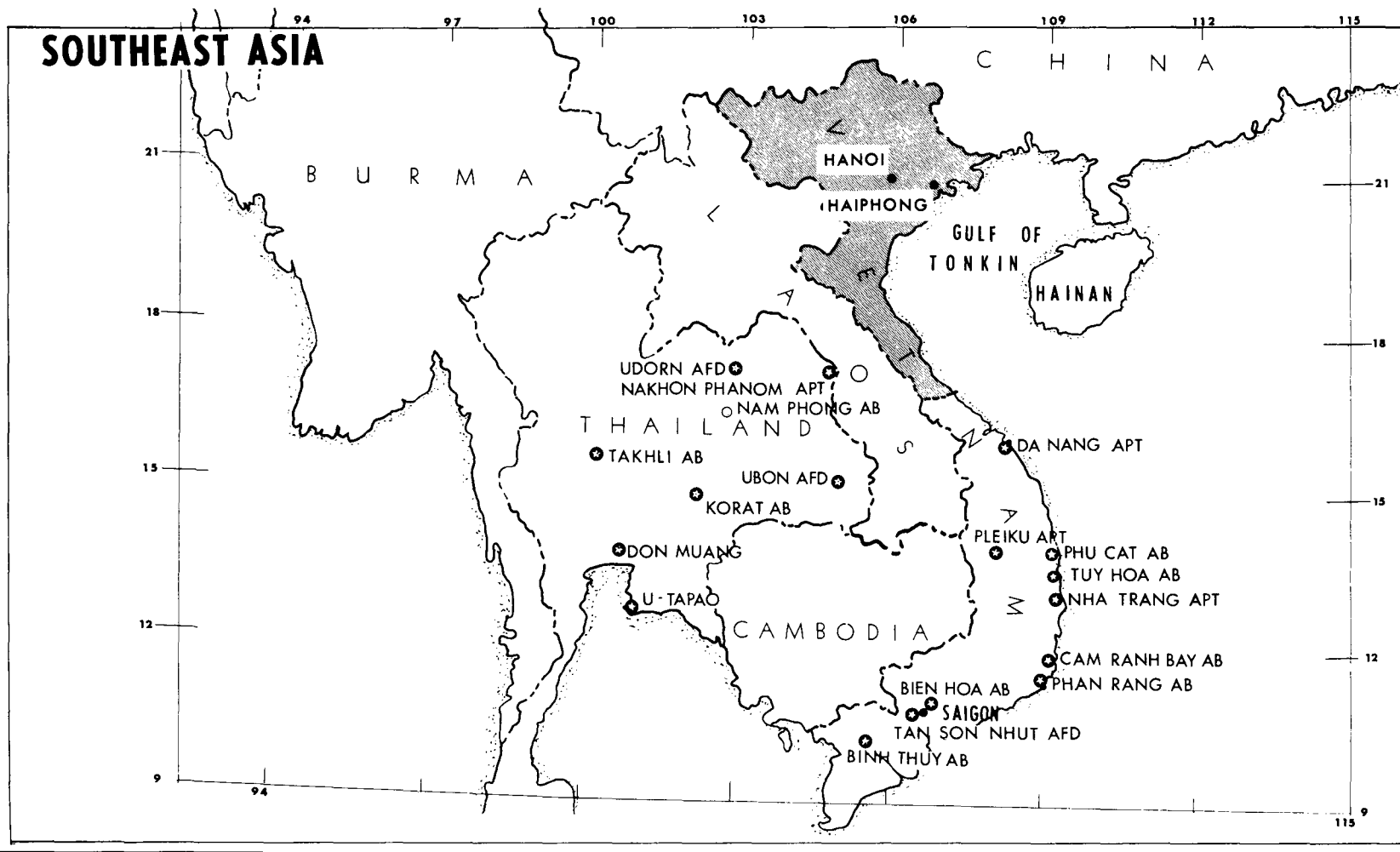
		<u>TENURE</u>	
		<u>From</u>	<u>To</u>
CHIEF OF STAFF (Continued)			
Deputy Chief of Staff, Programs and Resources	Lt Gen Jack J. Catton	1 Aug 1967	-
	Lt Gen Robert J. Friedman	19 Feb 1965	31 Jul 1967
Deputy Chief of Staff, Plans and Operations	Lt Gen Glen W. Martin	1 Feb 1967	-
Deputy Chief of Staff, Research and Development	Lt Gen Joseph R. Holzapple	1 Sep 1966	-
Deputy Chief of Staff, Systems and Logistics	Lt Gen Robert G. Ruegg	1 Aug 1967	-
	Lt Gen Thomas P. Gerrity	1 Jul 1962	31 Jul 1967
MAJOR COMMANDS			
Aeronautical Chart and Information Center (ACIC)	Col Albert J. McChristy, Jr.	1 May 1967	-
Aerospace Defense Command (ADC) <u>c/</u>	Lt Gen Arthur C. Agan	1 Aug 1967	-
	Lt Gen Herbert B. Thatcher	1 Aug 1963	31 Jul 1967
Air Force Accounting and Finance Center (AF AFC)	Col James O. Gross	1 Jan 1968	-
	Brig Gen Thomas P. Corwin	Mar 1963	31 Dec 1967
Air Force Communications Service (AFCS)	Maj Gen Robert W. Paulson	15 Jul 1967	-
	Maj Gen Richard P. Klocko	1 Nov 1965	2 Jul 1967
Air Force Data Systems Design Center (AFDSDC) <u>d/</u>	Col Vernon R. Turner	26 Oct 1967	-
Air Force Logistics Command (AFLC)	Gen Jack G. Merrell	29 Mar 1968	-
	Gen Thomas P. Gerrity	1 Aug 1967	24 Feb 1968
	Gen Kenneth B. Hobson	1 Aug 1965	31 Jul 1967
Air Force Systems Command (AFSC)	Gen James Ferguson	1 Sep 1966	-
Air Training Command (ATC)	Lt Gen Sam Maddux, Jr.	1 Jul 1966	-
Air University (AU)	Lt Gen John W. Carpenter, III	1 Aug 1965	-
Alaskan Air Command (AAC)	Maj Gen Thomas E. Moore	15 Nov 1966	-
Continental Air Command (CAC)	Lt Gen Henry Viccellio	1 Aug 1966	-
Headquarters Command, USAF (Hq Comd, USAF)	Maj Gen Milton B. Adams	1 Dec 1967	30 Jun 1968
	Maj Gen Rollen H. Anthis	10 Jan 1966	30 Nov 1967
Military Airlift Command (MAC)	Gen Howell M. Estes, Jr.	19 Jul 1964	-
Office of Aerospace Research (OAR)	Brig Gen Leo A. Kiley	15 Jan 1968	-
	Maj Gen Ernest A. Pinson	15 Oct 1965	31 Oct 1967
Pacific Air Forces (PACAF)	Gen John D. Ryan	1 Feb 1967	-
Strategic Air Command (SAC)	Gen Joseph J. Nazzaro	1 Feb 1967	-
Tactical Air Command (TAC)	Gen Gabriel P. Disosway	1 Aug 1965	-
USAF Academy (USAFA)	Lt Gen Thomas S. Moorman	1 Jul 1965	-
US Air Forces in Europe (USAFE) <u>e/</u>	Gen Maurice A. Preston	1 Aug 1966	-
USAF Security Service (USAFSS)	Maj Gen Louis E. Coria	1 Nov 1965	-
USAF Southern Command (USAFSO)	Maj Gen Kenneth O. Sanborn	15 Jun 1968	-
	Maj Gen Reginald J. Clizbe	8 Aug 1966	14 Jun 1968

a/ Effective 11 Jan 1968 (formerly Deputy Under Secretary, Manpower); b/ Effective 1 Jan 1968 (formerly Assistant Chief of Staff, Reserve Forces); c/ Effective 1 Jan 1968 (formerly Air Defense Command); and d/ Organized as a separate operating agency, 26 Oct 1967.

Source: Assistant for General Officers Matters, Deputy Chief of Staff Personnel, and Data Applications Division, Data Services Center, Comptroller of the Air Force.

SECRETARY OF DEFENSE AND EXECUTIVES AND COMMANDERS OF THE UNITED STATES AIR FORCE
DURING FY 1968

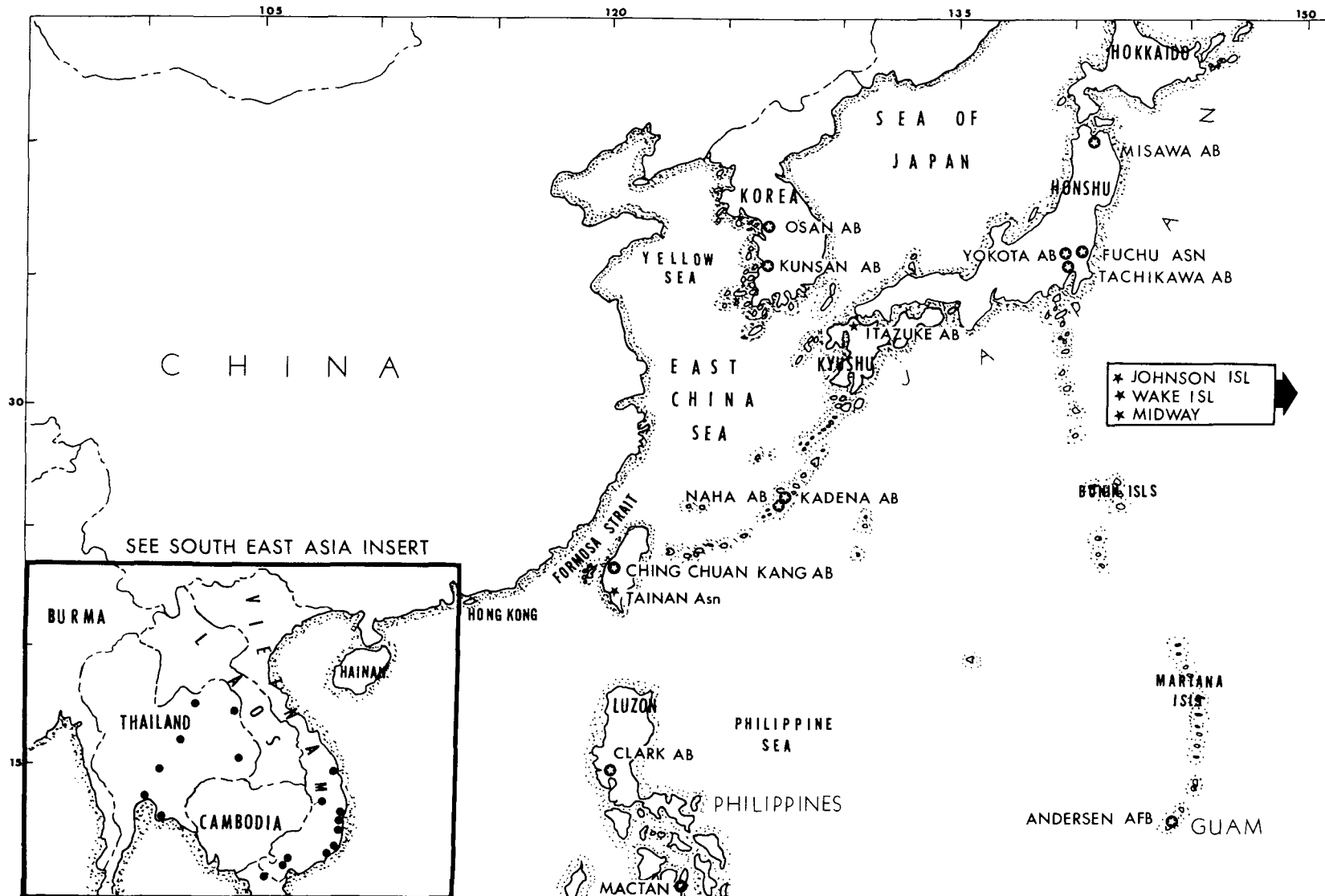
		<u>TENURE</u>
		<u>From</u> <u>To</u>
SECRETARY OF DEFENSE	HON CLARK M. CLIFFORD HON ROBERT S. McNAMARA	1 Mar 1968 - 21 Jan 1961 - 29 Feb 1968
SECRETARY OF THE AIR FORCE	HON HAROLD BROWN	30 Sep 1965 -
Under Secretary of the Air Force	Hon Townsend Hoopes Hon Norman S. Paul	2 Oct 1967 - 1 Oct 1965 - 30 Sep 1967
General Counsel	Hon John M. Steadman Hon J. William Doolittle	9 Apr 1968 - 6 Nov 1966 - 8 Apr 1968
Administrative Assistant	Hon John A. Lang, Jr.	17 Feb 1964
Legislative Liaison	Maj Gen Lawrence S. Lightner	1 Sep 1966 -
Information	Maj Gen William C. Garland	1 Jun 1967 -
Space Systems	Brig Gen Russell A. Berg	Feb 1967 -
Manned Orbiting Laboratory Program	Gen James Ferguson	1 Sep 1966 -
Assistant Secretary, Research and Development	Dr. Alexander H. Flax	8 Jul 1963 -
Assistant Secretary, Installations and Logistics	Hon Robert H. Charles	29 Nov 1963 -
Assistant Secretary, Financial Management	Hon Thomas H. Nielsen Hon Leonard Marks, Jr.	1 Jan 1968 - 8 Jul 1964 - 31 Dec 1967
Assistant Secretary, Manpower and Reserve Affairs ^{a/}	Hon J. William Doolittle Dr. Eugene T. Ferraro	9 Apr 1968 - 6 Jun 1966 - Dec 1967
CHIEF OF STAFF	GEN JOHN P. McCONNELL	1 Feb 1965 -
Vice Chief of Staff	Gen Bruce K. Holloway	1 Aug 1966 -
Assistant Vice Chief of Staff	Lt Gen Hewitt T. Whelless	19 Feb 1965 -
The Judge Advocate General	Maj Gen Robert W. Manss	1 Oct 1964 -
The Inspector General	Lt Gen Joseph H. Moore Lt. Gen T. R. Milton	1 Aug 1967 - 17 Feb 1967 - 31 Jul 1967
Chief of Operations Analysis	Mr. Ross S. Thackeray	18 May 1967 -
USAF Scientific Advisory Board	Dr. H. G. Stever	11 Jan 1962 -
Chief of Chaplains	Maj Gen Edwin R. Chess	1 Aug 1966 -
Surgeon General	Lt. Gen Kenneth E. Pletcher Lt. Gen Richard L. Bohannon	1 Dec 1967 - 1 Dec 1963 - 30 Nov 1967
Office of Air Force Reserve ^{b/}	Maj Gen Tom E. Marchbanks Maj Gen Richard S. Abbey	16 Feb 1968 - 1 Nov 1966 - 31 Dec 1967
Assistant Chief of Staff, Intelligence	Maj Gen Jack E. Thomas	15 Mar 1963 -
Assistant Chief of Staff, Studies and Analysis	Maj Gen H. A. Davis	12 Jul 1965 -
Comptroller of the Air Force	Lt Gen Theodore R. Milton Lt Gen Jack G. Merrell	1 Aug 1967 - 1 Nov 1964 - 31 Jul 1967
Deputy Chief of Staff, Personnel	Lt. Gen Horace M. Wade	1 Aug 1966 -



USAF MAJOR INSTALLATIONS OUTSIDE CONTINENTAL U.S. — AS OF 1 JULY 1968

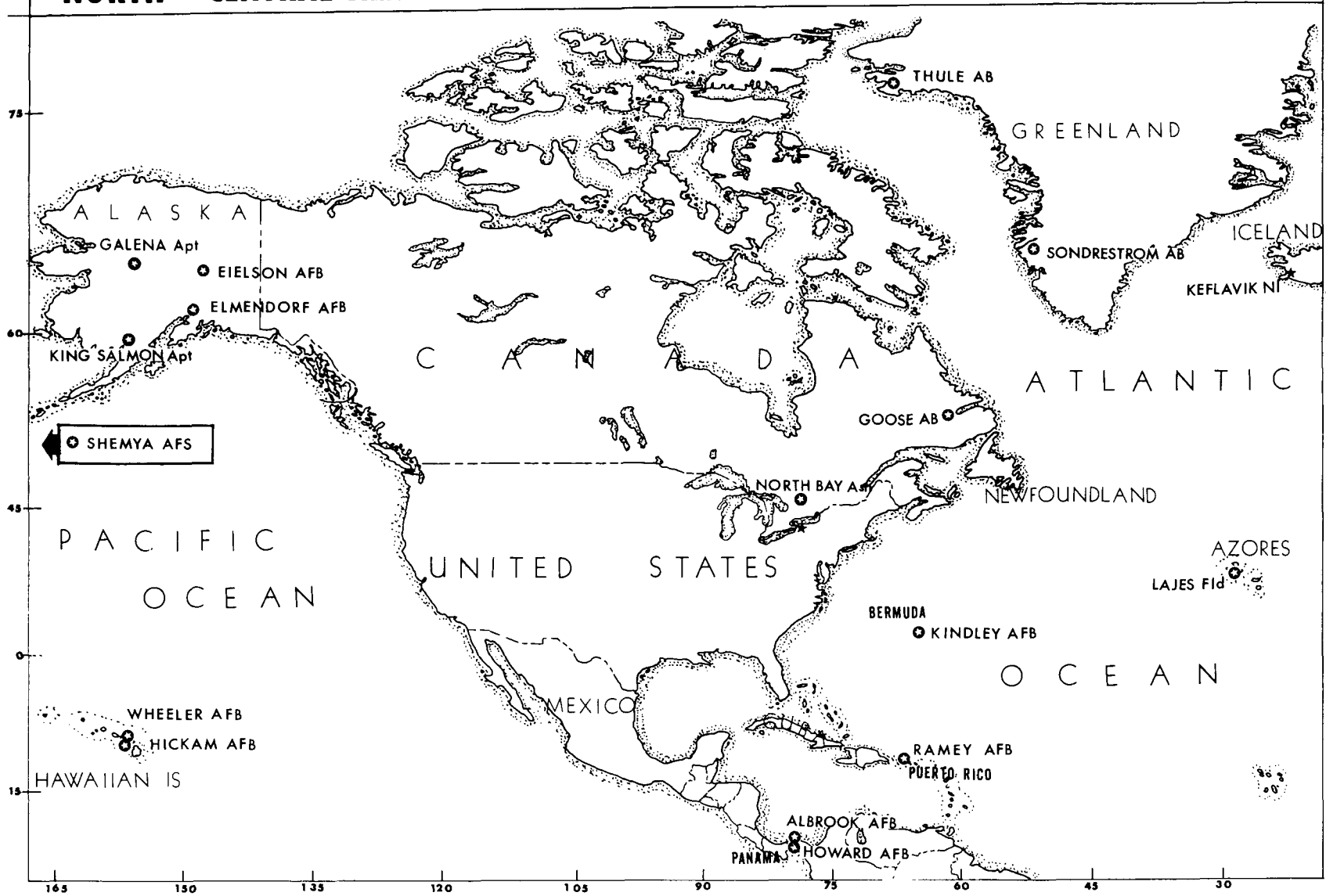
LEGEND... ● USAF ACTIVE MAJOR INSTALLATIONS ★ USAF DOB OR MAJOR ACTIVITY ○ INSTALLATIONS UNDER CONSTRUCTION
Prepared by: BASES & UNITS DIVISION DIRECTORATE OF AEROSPACE PROGRAMS, AFODC, HQs. USAF

PACIFIC AREA

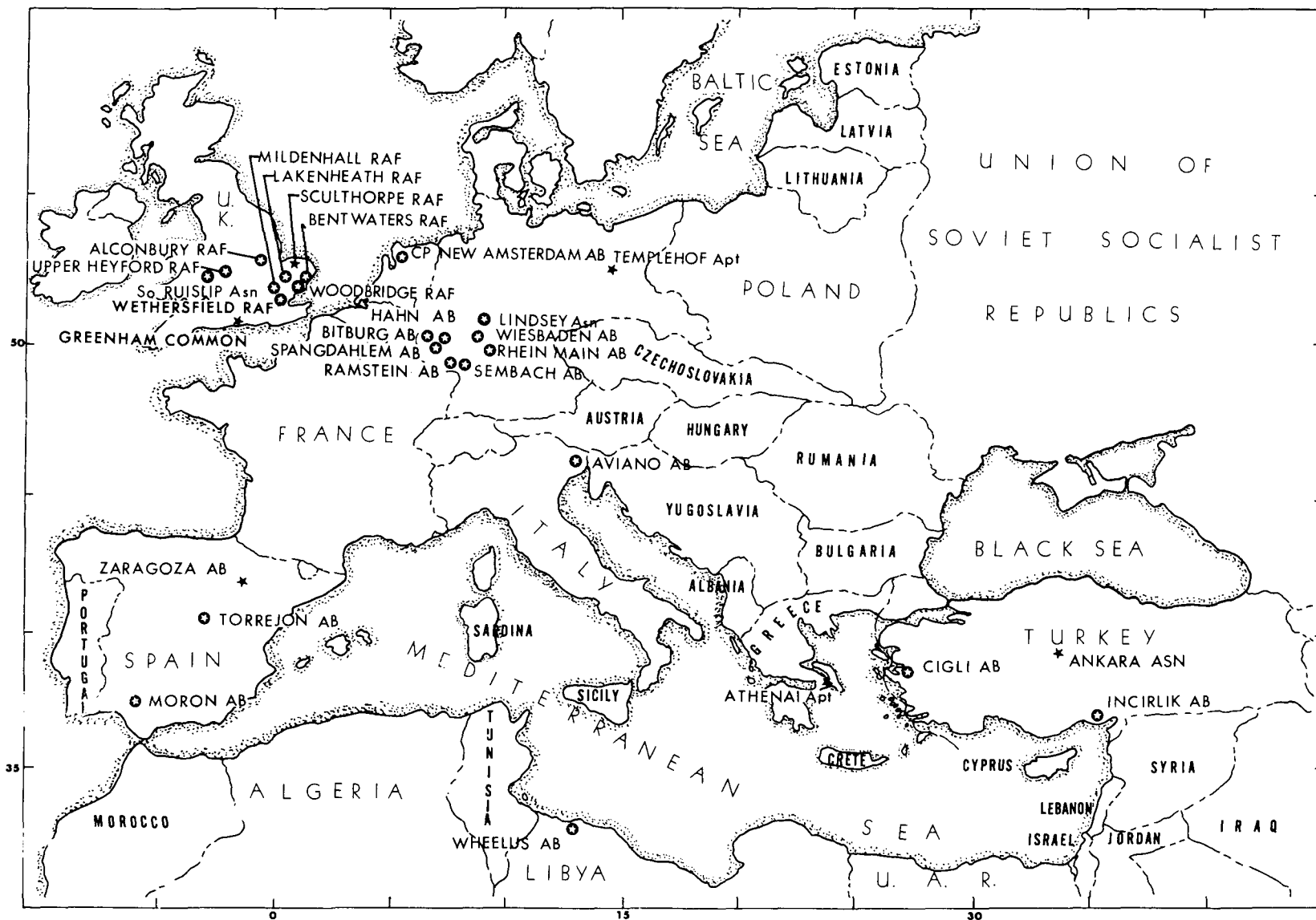


SEE SOUTH EAST ASIA INSERT

NORTH - CENTRAL AMERICA - ATLANTIC



EUROPE - AFRICA - MIDDLE EAST



CHRONOLOGY OF UNITED STATES AIR FORCE MAJOR EVENTS -- FY 1968

(Letters in parentheses indicate classification of items as follows: (S) SECRET, and (U) UNCLASSIFIED)

July 1967

The first contingent of O-2 aircraft had arrived in Vietnam by the end of the Month. To be used for forward air controller and psychological warfare missions, the twin-engine O-2's will augment, and eventually replace, the single-engine O-1 Birdog now in use. (U)

1 July 1967

An Air Force Titan III-C booster placed six satellites in orbit. Included were three communication satellites for the Initial Defense Communication Satellite System, a scientific capsule, a gravity-measuring device, and an antenna test satellite. (U)

The real estate controlled by the Alaska Communications System was transferred from the Alaskan Air Command to the Air Force Communications Service. (U)

The Air Force Communications Service assumed responsibility for the first Initial Defense Communication Satellite System terminal, located at Clark Air Base, Philippine Islands. (U)

7 July 1967

Two B-52's collided in mid-air while en route to targets over Vietnam. Five crew members and one passenger, Major General William J. Crumm, Third Air Division commander, died in the crash. (U)

9 July 1967

The United States Air Force dispatched three Tactical Air Command C-130's from Pope Air Force Base, North Carolina, to the Republic of Congo to provide logistic support to the Congolese government during the current mercenary-led rebellion. (U)

11 July 1967

The Martin Marietta Corporation officially turned over to the Air Force the X-24A (formerly SV-5F) research vehicle. The vehicle is a piloted, wingless lifting body powered by a rocket engine. (U)

15 July 1967

Major General Robert W. Paulson became Commander, Air Force Communications Service, vice Major General Richard P. Klocko who became Deputy Director of the Defense Communications Agency. (U)

19 July 1967

The Department of Defense announced a successful test which involved "tactical" communication via satellite (the LES-5 launched 1 July 1967) among airborne aircraft, a submarine, a ship, and fixed and mobile land-based terminals of the Army, Navy and Air Force. (U)

27 July 1967

The Air Force launched a flare activated radiobiological observatory satellite from Vandenberg Air Force Base, California. It is the first satellite designed to study effects of solar-flare radiation. (U)

30 July 1967

General Dynamics Corporation reported that the first development model of the FB-111A bomber successfully completed its first flight--45 minutes, including a portion at supersonic speed. (U)

1 August 1967

Lieutenant General Robert G. Ruegg became Deputy Chief of Staff, Systems and Logistics, vice Lieutenant General Thomas P. Gerrity. (U)

Lieutenant General Thomas P. Gerrity became Commander, Air Force Logistics Command, vice General Kenneth B. Hobson, retired. (U)

[REDACTED]

CHRONOLOGY OF UNITED STATES AIR FORCE MAJOR EVENTS - FY 1968 (CONTINUED)

1 August 1967 (Continued)

Lieutenant General Arthur C. Agan, Jr., became Commander, Air Defense Command, vice Lieutenant General Herbert B. Thatcher, retired. (U)

Major General Jack J. Catton became Deputy Chief of Staff for Programs and Resources, vice Lieutenant General Robert J. Friedman who became Chief of Staff, U.S. Forces, Korea and Chief of Staff, United Nations Command, Korea. (U)

Lieutenant General Joseph H. Moore became The Inspector General, Headquarters United States Air Force, vice Lieutenant General Theodore R. Milton. (U)

Lieutenant General Theodore R. Milton became Comptroller of the Air Force, vice Lieutenant General Jack G. Merrell who became Vice Commander-in-Chief, United States Air Forces in Europe. (U)

10 August 1967

Air Force Chief of Staff General John P. McConnell presented Major Bernard F. Fisher, recipient of the Medal of Honor for heroism in Vietnam, with the 1966 Cheney Award. The award is presented annually for "an act of valor, extreme fortitude, or self-sacrifice in a humanitarian interest performed in connection with aircraft." (U)

11 August 1967

The Commandant of the Warfare Systems School announced the first class in comptroller management would start in the spring of 1968 at Air University, Maxwell Air Force Base, Alabama. (U)

12 August-30 November 1967

The A-37 underwent combat evaluation in Vietnam under Operation Combat Dragon. Twenty-five A-37's flew about 5,000 combat sorties with favorable results. The A-37 is designed for close air support of ground forces and interdiction. (U)

18 August 1967

The United States Air Force Tropic Survival School was established and organized as a name activity at Albrook Air Force Base, Canal Zone, and assigned to the United States Air Forces Southern Command, effective this date. (U)

20 August 1967

The first extensive chart of the far side of the moon published. Compiled by the Aeronautical Chart and Information Center for the National Aeronautics and Space Administration, the chart was based primarily on American lunar satellite photography. (U)

31 August 1967

The Office of the Secretary of Defense announced that the Air Force had awarded a \$28.7 million contract to McDonnell-Douglas for eight C-9A twin-engine jet aircraft. Formerly designated the CX-2, the C-9A will be used for domestic aeromedical evacuation. (U)

September 1967

A radar system that can detect the presence of almost any type of storm within a radius of 200 miles became operational at Dover Air Force Base, Delaware. (U)

9 September 1967

Airman First Class Duane D. Hackney of the Aerospace Rescue and Recovery Service became the first living enlisted man to receive an Air Force Cross following his heroic efforts in the rescue of a pilot downed in the jungle of North Vietnam. (U)

12 September 1967

Operation Neutralize, an effort by Navy, Marine and Air Force aircraft to destroy North Vietnamese artillery in and about the demilitarized zone, began. The operation ended 31 October 1967 after successfully decreasing shelling of the Marine positions below the demilitarized zone. (S) (Group 3)

[REDACTED]

DOWNGRADED AT 12 YEAR INTERVALS; NOT AUTOMATICALLY DECLASSIFIED DOD DIR. 5200.10
--

[REDACTED]

CHRONOLOGY OF UNITED STATES AIR FORCE MAJOR EVENTS - FY 1968 (CONTINUED)

24-27 September 1967

Air Force reserve units airlifted 42 tons of food and supplies to Harlingen, Texas, during floods caused by Hurricane Beulah. The Tactical Air Command also participated in relief missions to the flood area. (U)

28 September 1967

Lieutenant Colonel Albert R. Howarth was presented the Mackay Trophy in a Pentagon ceremony for "courage and airmanship" when his A-26 aircraft became disabled on a combat mission in Southeast Asia. (U)

1 October 1967

Townsend W. Hoopes became Undersecretary of the Air Force, succeeding Norman S. Paul who resigned. (U)

The Advanced Logistics Systems Center was activated in the Air Force Logistics Command to create systems using a "third" generation of computers and eliminating 75 percent of the duplication in current processes. (U)

2 October 1967

The Air Force Communications Service began operation of the Apollo aircraft control center at Patrick Air Force Base, Florida. This center is designed to control Apollo tracking aircraft, as well as missile support aircraft. (U)

3 October 1967

The 351st Strategic Missile Wing, Whiteman Air Force Base, Missouri, completed modernization of its missile force. It is the first wing to convert from Minuteman I to Minuteman II missiles. (U)

Major William Knight, USAF, established an unofficial speed record by flying the X-15A-2 at speeds of 4,534 miles per hour. (U)

12 October 1967

The Federal Aviation Administration certified the all weather landing system (AWLS) for use on C-141 Star-lifter aircraft. The automated AWLS would considerably improve ability to land in all weather by bringing the transport down within 12 feet of either side of the runway center line and within 300 feet of either side of a landing point. (U)

13 October 1967

President Johnson presented the Harmon International Trophy for 1967 to Lieutenant Colonel Edwin E. Aldrin, Jr., and Captain James A. Lovell, Jr., for their Gemini 12 space flight and to Alvan S. White for his XB-70 flights at speeds exceeding Mach 3. (U)

14 October 1967

An Atlas booster was launched from Vandenberg Air Force Base, California, in the fourth and final test of the maneuvering ballistic re-entry vehicle program. (S) (Group 4)

16 October 1967

Major General William J. Crumm posthumously received the 1967 Eugene M. Zuckert Management Award for his outstanding management accomplishments while Commander, Third Air Division, Strategic Air Command. (U)

The first operationally configured production F-111A arrived at Nellis Air Force Base, Nevada, after being accepted by the Air Force earlier in the day at General Dynamics, Fort Worth, Texas, plant. (U)

19 October 1967

The Air Force changed the title of three airmen grades. All airmen in pay grade E-4 became sergeants (formerly airman first class); E-3, airman first class (formerly airman second class); and E-2, airman (formerly airman third class). (U)

22 October 1967

The AUTODIN overseas switching center at Clark Air Base, Philippine Islands, was activated. This was the first of 11 oversea terminals to become operational. (U)

[REDACTED]

DOWNGRADED AT 3 YEAR INTERVALS; DECLASSIFIED AFTER 12 YEARS. DOD DIR. 5200.10

CHRONOLOGY OF UNITED STATES AIR FORCE MAJOR EVENTS - FY 1968 (CONTINUED)

24 October 1967

United States aircraft attacked North Vietnam's largest air base, Phuc Yen, for the first time in a combined Air Force, Navy, and Marine strike. During the attack, the Air Force downed its 69th MIG aircraft. (U)

26 October 1967

The Air Force Data Systems Design Center established as a separate operating agency, placing under one command all Air Staff agencies engaged in the design of standard automated data systems. Colonel Vernon R. Turner became the first commander. (U)

1 November 1967

The Air Force Logistics Command began jet service on its logistic airlift (LOGAIR) contract service. (U)

7 November 1967

The Air Force successfully launched an advanced ballistic re-entry system (ABRES) module from Vandenberg Air Force Base, California, by Atlas-D booster. This was the 26th and last test launch of the Atlas D series of surplus boosters. Twenty-five of the 26 launched were considered successful. (S) (Group 4)

10 November 1967

An Atlas booster launched a boost glide re-entry vehicle from Vandenberg Air Force Base, California. This is the first in a series of three boost glide re-entry vehicles to be launched. (S) (Group 4)

13 November 1967

The 6511th Test Group (Air Force Systems Command) at El Centro Naval Air Facility completed the first successfully recovered single airdrop of a 50,000-pound platform load from a C-130 aircraft. A test load of concrete and steel was dropped from an altitude of 5,000 feet at an airspeed of 130 knots. (U)

15 November 1967

Major Michael J. Adams was killed when his X-15 encountered control problems and crashed while on a flight from Edwards Air Force Base, California. He posthumously received the command pilot astronaut rating for his X-15 flight to 265,000 feet. (U)

17 November-29 December 1967

Operation Eagle Thrust--the airlift of two 101st Airborne Division brigades from Fort Campbell, Kentucky to Bien Hoa, South Vietnam--got underway with deployment of an advance party. Deployment of the main body of personnel and equipment began 1 December. Overall, there were 373 C-141 and 20 C-133 sorties which transported 10,356 combat troops and more than 5,118 tons of equipment. (U)

20 November 1967

The last mission of the C-135 aircraft as an airlift transport was completed. (U)

December 1967

The first "dummy drop" of a AGM-69 short-range attack missile (SRAM) from a powered aircraft occurred this month over the Smoky Hill Bombing Range in Kansas. The unpowered test model of the SRAM was dropped from a B-52. (U)

1 December 1967

Major General Milton B. Adams became Commander, Headquarters Command, USAF, vice Major General Rollen H. Anthis who became Commander of the 17th Air Force. (U)

Major General Kenneth E. Pletcher became Surgeon General of the Air Force, vice Lieutenant General Richard L. Bohannon, retired. (U)

DOWNGRADED AT 3 YEAR INTERVALS;
DECLASSIFIED AFTER 12 YEARS.
DOD DIR. 5200.10

XXX

CHRONOLOGY OF UNITED STATES AIR FORCE MAJOR EVENTS — FY 1968 (CONTINUED)

11 January 1968

The Air Force established the position of Assistant Secretary of the Air Force for Manpower and Reserve Affairs and abolished the position of Deputy Under Secretary of the Air Force for Manpower. Dr. Eugene T. Ferraro, who occupied the former position, was named the new Acting Assistant Secretary. (U)

15 January 1968

Brigadier General Leo A. Kiley assumed command of the Office of Aerospace Research, vice Major General Ernest A. Pinson who became Commandant, Air Force Institute of Technology. (U)

Air Defense Command was redesignated Aerospace Defense Command, to describe more fully its mission. (U)

Operation Niagara I, the intelligence phase of the air operation to defend the Marine outpost at Khe Sanh, South Vietnam, began. Operation Niagara II, the defense phase, began 22 January 1968 and ended 31 March 1968. During the operation, United States air units dropped nearly 96,000 tons of ordnance. Total sorties in support of Khe Sanh: U.S. Air Force--15,772; U.S. Navy--5,436; U.S. Marine Corps--6,034. (S/NORFORN) (Group 3)

Between 21 January and 8 April 1968 the Air Force delivered 12,437 tons of supplies to the Marine outpost at Khe Sanh, South Vietnam, in 1,124 sorties. (U)

16 January 1968

United States Air Forces in Europe assisted the Italian Government in caring for the victims of a devastating earthquake which occurred in Sicily on 15 January by airlifting 107 passengers and 423,054 pounds of food, tents, blankets, medical supplies, and other required items. (U)

21 January 1968

A B-52 crashed on the ice seven miles from Thule Air Base, Greenland, killing one crewman and scattering parts of nuclear weapons. The Strategic Air Command immediately began recovery and decontamination procedures under Project Crested Ice. (U)

22 January 1968

Following the crash of a B-52 near Thule Air Base, Greenland, on the previous day, the Joint Chiefs of Staff directed that nuclear weapons not be carried on airborne alert training sorties. (S) (Group 3)

24 January 1968

Secretary of the Air Force Harold Brown presented the widow of Air Force pilot, Captain Hilliard A. Wilbanks with the 24th Medal of Honor of the Vietnam war (and the second U.S. Air Force award). Wilbanks was killed 24 February 1967 when, while flying as a forward air controller, he attacked a large hostile force with a rifle and permitted advancing South Vietnamese Rangers to withdraw from an ambush. (U)

25 January 1968

As a result of the Korean emergency, President Johnson in Executive Order 11392 recalled to active duty three wings and ten groups of the Air National Guard and two wings, five groups, and one squadron of the Air Force Reserve. (U)

28 January - 10 February 1968

Operation Combat Fox, deployment of 182 tactical aircraft from the Pacific Theater and the United States to the Republic of Korea, took place in response to the Korean emergency initiated by the capture of the USS Pueblo by North Korea. (S/NORFORN) (Group 3)

The Military Airlift Command participated in the Korean build-up by flying over 800 missions in airlifting men and cargo to Korea and Japan. (U)

31 January 1968

The Tet offensive began in South Vietnam. Many air bases were shelled while sporadic ground fighting continued through 3 February at allied installations throughout the Republic of Vietnam. (U)

DOWNGRADED AT 12 YEAR INTERVALS;
NOT AUTOMATICALLY DECLASSIFIED
DOD DIR. 5200.10

[REDACTED]

CHRONOLOGY OF UNITED STATES AIR FORCE MAJOR EVENTS - FY 1968 (CONTINUED)

1 February 1968

Major Merlyn H. Dethlefsen received from President Johnson the third Medal of Honor awarded an Air Force member for heroism in Vietnam. In a surface-to-air missile (SAM) suppression mission on 10 March 1967 against the Nguyen steel works, 50 miles north of Hanoi, Major Dethlefsen continuously pressed home attacks against the SAM complex despite air and ground attacks. (U)

3 - 6 February 1968

As part of the Air Force response to the Korean emergency, 26 B-52's and nine KC-135's deployed from the United States for Andersen Air Force Base, Guam, and Kadena Air Base, Okinawa, in Operation Port Bow. (S/NOFORN) (Group 3)

6 February 1968

The launch of a Minuteman XLGM-30F missile culminated the Minuteman II booster flight tests at the Eastern Test Range. All the launches, a total of 20, were successful. (S) (Group 4)

9 February 1968

The governments of Germany and the United States announced a decision to terminate the joint V/STOL tactical fighter program for lack of firm operational requirements. (U)

9 - 11 February 1968

In Operation College Cadence, the 318th Fighter Interceptor Squadron deployed from McChord Air Force Base, Washington, to Naha Air Base, Okinawa, in response to the Korean emergency. The aircraft were refueled by KC-135 tankers in the first overseas deployment of the F-106. (S) (Group 3)

13 February 1968

USAF Chief of Staff, General John P. McConnell, announced renaming of Bunker Hill Air Force Base, Indiana, to Grissom Air Force Base in honor of Astronaut Virgil I. Grissom (Lieutenant Colonel, U.S. Air Force) who was born in Mitchell, Indiana, and died in the Apollo fire, on 27 January 1967. The base was officially renamed 12 May 1968. (U)

14 - 26 February 1968

In Operation Bonnie Jack, the Military Airlift Command transported 3,724 Army troops and 2,274 tons of equipment from Fort Bragg, North Carolina, and 3,350 Marines and 1,196 tons of equipment from Camp Pendleton, California, to South Vietnam. The Military Airlift Command flew 258 sorties, most of them with C-141 aircraft. (U)

16 February 1968

The United States Senate confirmed Major General Tom E. Marchbanks as the first Chief, Air Force Reserve. General Marchbanks will head the Office of Air Force Reserve activated on 1 February 1968 in place of Office of the Assistant Chief of Staff for Reserve Forces. (U)

28 February 1968

The last of 284 C-141 Starlifters purchased by the Air Force from the Lockheed-Georgia Company was delivered to Tinker Air Force Base, Oklahoma. (U)

29 February 1968

The Joint Chiefs of Staff approved the deployment of six F-111A's to Takhli, Royal Thai Air Force Base, Thailand. (S) (Group 3)

2 March 1968

President Johnson attended the rollout ceremony of the C-5A, the world's largest airplane, at the Lockheed plant at Marietta, Georgia. (U)

4 March 1968

The Air Force launched the National Aeronautics and Space Administration's fifth and last orbiting geophysical observatory satellite from the Eastern Test Range in the first use of a SLV-3A (stretched Atlas) booster. (U)

[REDACTED]

DOWNGRADED AT 12 YEAR INTERVALS; NOT AUTOMATICALLY DECLASSIFIED DOD DIR. 5200.10
--

CHRONOLOGY OF UNITED STATES AIR FORCE MAJOR EVENTS — FY 1968 (CONTINUED)

8 March 1968

The Commander, U.S. Military Assistance Command, Vietnam, designated his Deputy Commander for Air Operations (Commander, Seventh Air Force) as the single manager for control of tactical air resources in South Vietnam. The directive was implemented on 10 March for emergency air support requests and air control and on 21 March for fragmentation orders. On 22 March the first fragmentation missions were flown. (S) (Group 3)

15 - 17 March 1968

Six F-111A's from the 474th Tactical Fighter Wing, Nellis Air Force Base, Nevada, deployed to Takhli, Royal Thai Air Force Base, Thailand, to participate in Combat Lancer, test evaluation of the F-111 to perform night and adverse weather radar bombing missions in a combat environment for a period of six months. (S) (Group 4)

16 March 1968

Mr. James P. Goode became acting Assistant Secretary of the Air Force for Manpower and Reserve Affairs vice Dr. Eugene T. Ferraro. (U)

20 March 1968

The Secretary of the Air Force approved plans to discontinue Headquarters, Continental Air Command, established in its place Headquarters Air Force Reserve, and establish the Air Reserve Personnel Center as a separate operating agency, all effective on or about 1 August 1968. (U)

25 March 1968

The F-111A flew its first combat mission as four (of six) aircraft of the 428th Tactical Fighter Squadron bombed bivouac and storage areas in North Vietnam. (U)

28 March 1968

The Department of Defense announced the combat loss of an F-111A aircraft with two crew members in Southeast Asia. Two more F-111A's were lost by the end of April. (U)

29 March 1968

General Jack G. Merrell became Commander, Air Force Logistics Command, vice General Thomas P. Gerrity, deceased. (U)

31 March 1968

President Johnson announced that he had ordered a halt to aerial bombardment over North Vietnamese territory above the 20th parallel, an area which included almost 90 percent of the population. (U)

The fifth Vietnam campaign, the Vietnam Air Offensive Campaign, Phase II, ended. The campaign had begun 9 March 1967. (U)

6 - 20 April 1968

Airlift units from the Military Airlift Command, the Tactical Air Command, Air National Guard, and Air Force Reserve flew 1,293 sorties in the deployment and redeployment to and from the civil disturbances in many American cities following the death of the Reverend Martin Luther King. They airlifted 31,495 troops and 1,484 tons of cargo. (U)

9 April 1968

Mr. J. William Doolittle became Assistant Secretary of the Air Force (Manpower and Reserve Affairs), relinquishing the post of General Counsel and replacing Acting Assistant James P. Goode. (U)

12 April 1968

In the second reserve callup of 1968, 2,201 Air National guardsmen in three units and 1,287 Air Force reservists in seven units were recalled for 24 months of active duty, effective 13 May 1968. (U)

DOWNGRADED AT 12 YEAR INTERVALS;
NOT AUTOMATICALLY DECLASSIFIED
DOD DIR. 5200.10

CHRONOLOGY OF UNITED STATES AIR FORCE MAJOR EVENTS - FY 1968 (CONTINUED)

25 April 1968

The first automated manpower data system, the Manpower Allocation and Accounting System, was fully implemented in 21 Air Force commands. (U)

29 April 1968

Mr. John M. Steadman became General Counsel of the Air Force vice Acting General Counsel William W. Hancock. (U)

8 May 1968

The Air Force announced a downward modification in the number of reserve units and personnel being recalled to active duty on 13 May. This reduction of 13 support units and about 1,250 men resulted because bases on which recalled tactical units were being placed had adequate numbers of support personnel already available. (U)

13 May 1968

The Department of Defense announced details of realignment actions, to begin this summer and be completed by July 1969, for the North American Air Defense Command and its component commands. Among the planned actions were elimination of the Fourteenth Air Force, three F-101 squadrons, and 20 radar squadrons, relocation of three F-106 squadrons, and closure of two bases. (U)

14 May 1968

President Johnson presented Captain Gerald O. Young with the Medal of Honor, the fourth award to an Air Force member in the Vietnam conflict, at a Pentagon ceremony. While attempting the rescue of an Army scout force his helicopter was shot down. Although badly burned, Captain Young aided others, declined air rescue when he spotted an ambush being set, and evaded the enemy for 17 hours. (U)

June 1968

Project Coronet Stallion completed this month. The Air Force participated with the Navy in training and deploying the first A-7A squadron (VA-147) to Southeast Asia. Air Force personnel served on board the USS Ranger for four combat line periods on Yankee station in the Gulf of Tonkin and for more than 30 days in the Sea of Japan. (U)

3 June 1968

Air Force Secretary Dr. Harold Brown presented General John P. McConnell, Air Force Chief of Staff, with the General Thomas D. White Space Trophy for 1967 in recognition of his "effective leadership and direction of the U.S. Air Force in the development and utilization of aerospace vehicles." (U)

13 June 1968

In the final launch of the Initial Defense Communication Satellite Project, the Air Force successfully orbited eight satellites, bringing to 24 the number of satellites currently in use with the communication system. (U)

15 June 1968

Major General Kenneth O. Sanborn became Commander, United States Air Forces Southern Command vice Major General Reginald J. Clizbe, retired. (U)

17 June 1968

The first of eight C-9 aeromedical evacuation aircraft ordered by the Military Airlift Command for airlift of patients within the United States was rolled out at the McDonnell-Douglas Corporation facility at Long Beach, California. (U)

19 June 1968

The Air Force announced that all aircrews assigned to Southeast Asia units on or after 1 July 1968 would serve a full one-year tour of duty. Previously, aircrews assigned to missions over North Vietnam were permitted to return from Southeast Asia upon completion of 100 missions, provided they were not needed for noncombat duties. (U)

CHRONOLOGY OF UNITED STATES AIR FORCE MAJOR EVENTS -- FY 1968 (CONTINUED)

21 June 1968

The first group of U.S. Marine Corps students to receive undergraduate pilot training conducted by the Air Training Command was awarded Air Force wings. (U)

25 June 1968

President Johnson nominated to the Senate General John P. McConnell to be reappointed as Chief of Staff, United States Air Force, for a period of one year beginning 1 August 1968. (U)

31 June 1968

The Lockheed C-141 Galaxy made a successful maiden flight, at Dobbins Air Force Base, Georgia. (U)
Source: USAF Historical Division Liaison Office.

AIR FORCE UNITS AND CAPABILITIES

PART I

INTRODUCTION

Data in this section provide a summary of all USAF combat and flying support units.

The tables contain data reflecting number and kind of units; type of aircraft or missiles; command of assignment; deployment by geographical area; and combat readiness of units, aircraft, missiles, aircrews and launch crews.

For selected kinds of units, squadrons not having wing assignments are shown in wing equivalents on the basis of approximately three or four squadrons to a wing, depending on kind of unit and location.

FUNCTIONS

The Forces have the following primary tasks:

STRATEGIC - OFFENSIVE - Long-range weapons delivery.

STRATEGIC - DEFENSIVE - Defending against enemy aerospace attack.

GENERAL PURPOSE - Attaining air superiority over battle areas, providing close air support, interdicting enemy supply and communications facilities and providing air logistics support.

INTELLIGENCE AND COMMUNICATIONS - Specified technical services.

AIRLIFT - Deployment of personnel and equipment and air resupply.

TABLE 1 - ACTIVE USAF ORGANIZATIONS BY MAJOR AIR COMMAND AND SEPARATE OPERATING AGENCY, WORLD-WIDE-30 JUN 1968

ORGANIZATION	TOTAL	ACIC	AAC	ADC	AFCS	AFAPC	AFLC	AFSC	ATC	AU	CAC	DSC	HQC USAF	MAC	OAR	PAF	SAC	TAC	USAFA	AFE	USAFSO	USAFSS
Headquarters USAF . . .	1	-	-	-	-	-	-	-	-	-	-	-	-	-	-	-	-	-	-	-	-	-
Major Air Command and/ or Separate Operat- ing Agencies . . .	21	1	1	1	1	1	1	1	1	1	1	1	1	1	1	1	1	1	1	1	1	1
Air Forces - Named . . .	1	-	-	1	-	-	-	-	-	-	-	-	-	-	-	-	-	-	-	-	-	-
Air Forces - Num- bered . . .	18	-	-	4	-	-	-	-	-	-	-	-	-	2	-	3	3	3	-	3	-	-
Areas - Air Materiel Centers - Named	6 28	- -	- -	- 1	- -	- -	6 2	- 6	- 6	- -	- 1	- -	- -	- 6	- -	- -	- -	7 5	- -	- -	- -	- 1
Services	5	-	-	-	-	-	-	-	1	-	-	-	1	3	-	-	-	-	-	-	-	-
Divisions	56	-	-	14	-	-	-	6	-	-	-	-	1	1	-	6	18	8	-	2	-	-
Areas - Communications . . .	3	-	-	-	3	-	-	-	-	-	-	-	-	-	-	-	-	-	-	-	-	-
Wings	184	-	1	12	-	-	2	2	11	1	-	-	2	22	-	29	53	29	-	14	1	5
Regions	30	-	-	-	-	-	7	12	-	-	5	-	4	-	-	-	-	-	-	-	-	-
Groups	326	-	2	19	20	-	10	11	40	2	3	-	13	22	-	37	65	40	-	25	1	16
Squadrons	2,432	2	39	277	185	-	28	33	204	6	-	-	50	228	-	354	510	315	1	167	10	23
Flights	77	-	-	3	19	-	-	3	-	-	-	-	2	17	-	24	-	6	-	3	-	-
Colleges and Schools . . .	19	-	-	-	-	-	-	1	11	4	-	-	-	-	-	-	-	2	-	-	1	-
Bands	35	-	1	4	-	-	1	1	5	1	1	-	1	2	-	3	5	4	1	4	1	-
Hospitals	88	-	2	7	-	-	5	5	13	1	-	-	1	4	-	11	2	20	1	16	-	-
Dispensaries	83	-	2	15	-	-	3	4	3	-	-	-	-	10	-	24	-	9	-	12	1	-
Miscellaneous	30	-	-	-	-	-	-	16	-	6	1	-	-	-	5	1	-	-	-	-	-	1
<u>Air Reserve</u>																						
Wings	12	-	-	-	-	-	-	-	-	-	12	-	-	-	-	-	-	-	-	-	-	-
Groups	33	-	-	-	-	-	-	-	-	-	33	-	-	-	-	-	-	-	-	-	-	-
Squadrons	470	-	-	-	-	-	-	-	-	-	470	-	-	-	-	-	-	-	-	-	-	-
Flights	195	-	-	-	-	-	-	-	-	-	195	-	-	-	-	-	-	-	-	-	-	-
Hospitals	9	-	-	-	-	-	-	-	-	-	9	-	-	-	-	-	-	-	-	-	-	-
Dispensaries	24	-	-	-	-	-	-	-	-	-	24	-	-	-	-	-	-	-	-	-	-	-

Source: Data Applications Division, Data Services Center, Comptroller of the Air Force.

DOWNGRADED AT 3 YEAR INTERVALS;
 DECLASSIFIED AFTER 12 YEARS.
 DOD DIR. 5800.10

TABLE 2 - USAF COMBAT FORCES BY KIND OF UNIT, WORLD-WIDE, AT END OF QUARTER - FY 1968

(Table reflects the number of wings/squadrons organized in USAF Combat Forces by kind of unit as programmed in the USAF Force Structure. For selected kinds of units, squadrons not having wing assignments are shown in wing equivalents on the basis of approximately three or four squadrons to a wing, depending on kind of unit and location.)

KIND OF UNIT	30 SEP 1967	31 DEC 1967	31 MAR 1968	30 JUN 1968
<u>STRATEGIC - OFFENSIVE</u>				
Bomb, Heavy	12/37	12/37	12/36	11/34
Bomb, Medium	2/6	2/6	2/6	2/6
Strategic Reconnaissance	2/3	2/3	2/3	2/3
Air Refueling	42	42	42	41
Missile Augmentation (AGM-28) (B-52 Squadrons)	23	23	19	17
Strategic Missile	26	26	26	26
<u>STRATEGIC - DEFENSIVE</u>				
Fighter Interceptor a/	7/28	7/28	7/28	6/26
Airborne Early Warning and Control	7	7	7	7
Defense System Evaluation	3	3	3	3
Air Defense Missile	6	6	6	6
<u>GENERAL PURPOSE</u>				
Tactical Bomb	/2	/2	/1	/1
Tactical Fighter	26/87	26/87	28/94	29/94
Tactical Reconnaissance	6/18	6/18	7/21	6/22
Tactical Electronic Warfare	5	5	5	5
Fighter Interceptor a/	8	8	8	8
Tactical Airlift	11/32	11/32	10/31	11/31
Special Air Warfare	19	20	21	22
Tactical Air Control System (Southeast Asia)	7	7	8	8
Tactical Air Control System (Other)	2	2	2	2
Defense Communications Planning Group	2	2	2	2
Airborne Command Post (CINCS)	2	2	2	2
Tactical Missile	2	2	2	2
<u>INTELLIGENCE AND COMMUNICATIONS</u>				
Mapping, Charting and Geodesy	2	2	2	2
Weather Service	6	6	6	6
Aerial Target	1	1	1	1
Aerospace Rescue/Recovery	14	14	16	16
National Emergency Airborne Command Post	1	1	1	1
<u>AIRLIFT</u>				
<u>Industrial Fund</u>				
Military Airlift b/	27	27	31	30
Aeromedical Airlift c/	5	5	5	6
Military Airlift (Special Mission)	2	2	2	2
<u>Non-Industrial Fund</u>				
Military Airlift	2	2	2	2

a/ Fighter Interceptor, F/TF-102A, in PACAF, USAFE and Iceland included in General Purpose Forces.
 b/ Includes one special squadron.
 c/ Includes one Military Airlift squadron with aeromedical airlift function.

Source: Data Applications Division, Data Services Center, Comptroller of the Air Force.

DOWNGRADED AT 3 YEAR INTERVALS;
 DECLASSIFIED AFTER 12 YEARS.
 DOD DIR. 5200.10

TABLE 3 - USAF COMBAT FORCES, BY KIND OF UNIT, BY

(This table reflects wings and squadrons deployed by geographical area. Squadrons in the Combat Forces not having depending on kind of unit and location. Some units are composites made up of aircraft from more than one unit or are

KIND OF UNIT	JUL 1967	AUG	SEP	OCT	NOV	DEC
CONTINENTAL						
<u>STRATEGIC - OFFENSIVE</u>						
<u>Bomb - Total</u>	<u>13/38</u>	<u>13/38</u>	<u>13/39</u>	<u>13/39</u>	<u>13/38</u>	<u>13/39</u>
B-52	/32	/32	/33	/33	/32	/33
B-58	/6	/6	/6	/6	/6	/6
<u>Strategic Reconnaissance - Total</u>	<u>2/3</u>	<u>2/3</u>	<u>2/3</u>	<u>2/3</u>	<u>2/3</u>	<u>2/3</u>
SR-71A	/2	/2	/2	/2	/2	/2
RC-135C	/1	/1	/1	/1	/1	/1
<u>Air Refueling - Total</u>	<u>34</u>	<u>34</u>	<u>34</u>	<u>33</u>	<u>33</u>	<u>33</u>
KC-135A/Q	34	34	34	33	33	33
<u>Missile Augmentation - Total</u>	<u>22</u>	<u>22</u>	<u>22</u>	<u>22</u>	<u>22</u>	<u>22</u>
AGM-28A/B	22	22	22	22	22	22
<u>Strategic Missile - Total</u>	<u>26</u>	<u>26</u>	<u>26</u>	<u>26</u>	<u>26</u>	<u>26</u>
LGM-25C	6	6	6	6	6	6
LGM-30A/B	13	13	13	13	13	13
LGM-30F	7	7	7	7	7	7
<u>STRATEGIC - DEFENSIVE</u>						
<u>Fighter Interceptor - Total</u>	<u>7/27</u>	<u>7/27</u>	<u>7/27</u>	<u>7/27</u>	<u>7/27</u>	<u>7/27</u>
F-101B/F	/15	/15	/15	/15	/15	/15
F-104A/B	/1	/1	/1	/1	/1	/1
F-106A/B	/11	/11	/11	/11	/11	/11
<u>Airborne Early Warning and Control - Total</u>	<u>6</u>	<u>6</u>	<u>6</u>	<u>6</u>	<u>6</u>	<u>6</u>
EC-121D/H/Q	6	6	6	6	6	6
<u>Defense System Evaluation - Total</u>	<u>3</u>	<u>3</u>	<u>2</u>	<u>3</u>	<u>3</u>	<u>3</u>
B/EB-57, F-100C/F	3	3	2	3	3	3
<u>Air Defense Missile - Total</u>	<u>6</u>	<u>6</u>	<u>6</u>	<u>6</u>	<u>6</u>	<u>6</u>
CIM-10B	6	6	6	6	6	6
<u>GENERAL PURPOSE</u>						
<u>Tactical Fighter - Total</u>	<u>7/30</u>	<u>7/30</u>	<u>7/30</u>	<u>7/30</u>	<u>7/30</u>	<u>7/30</u>
F-4C	/2	/2	/2	-	/2	/2
F-4D	/18	/18	/18	/19	/17	/17
F-4E	-	-	-	/1	/1	/1
F-86H	-	-	-	-	-	-
F-100C/D/F	/5	/5	/5	/5	/5	/5
F-105B/D/F	/4	/4	/4	/4	/4	/4
F-111A	/1	/1	/1	/1	/1	/1

DOWNGRADED AT 3 YEAR INTERVALS;
DECLASSIFIED AFTER 12 YEARS.
DOD DIR. 5200.10

GEOGRAPHICAL AREA, WORLD-WIDE AT END OF MONTH - FY 1968

wing assignments are shown in wing equivalents on the basis of approximately three or four squadrons to a wing units having 50 percent or more of their aircraft on rotation or Temporary Duty in the applicable area.)

JAN 1968	FEB	MAR	APR	MAY	JUN	KIND OF UNIT
UNITED STATES						
						<u>STRATEGIC - OFFENSIVE</u>
<u>12/37</u>	<u>12/35</u>	<u>12/34</u>	<u>12/34</u>	<u>12/34</u>	<u>11/32</u>	<u>Bomb - Total</u>
/31 /6	/29 /6	/28 /6	/28 /6	/28 /6	/26 /6	B-52 B-58
<u>2/3</u>	<u>2/3</u>	<u>2/3</u>	<u>2/3</u>	<u>2/3</u>	<u>2/3</u>	<u>Strategic Reconnaissance - Total</u>
/2 /1	/2 /1	/2 /1	/2 /1	/2 /1	/2 /1	SR-71A RC-135C
<u>33</u>	<u>32</u>	<u>32</u>	<u>33</u>	<u>34</u>	<u>31</u>	<u>Air Refueling - Total</u>
33	32	32	33	34	31	KC-135A/Q
<u>20</u>	<u>18</u>	<u>18</u>	<u>17</u>	<u>16</u>	<u>16</u>	<u>Missile Augmentation - Total</u>
20	18	18	17	16	16	ACM-28A/B
<u>26</u>	<u>26</u>	<u>26</u>	<u>26</u>	<u>26</u>	<u>26</u>	<u>Strategic Missile - Total</u>
6 12 8	6 12 8	6 12 8	6 12 8	6 12 8	6 12 8	LGM-25C LGM-30A/B LGM-30F
						<u>STRATEGIC - DEFENSIVE</u>
<u>7/27</u>	<u>7/26</u>	<u>7/26</u>	<u>7/26</u>	<u>7/26</u>	<u>6/24</u>	<u>Fighter Interceptor - Total</u>
/15 /1 /11	/15 /1 /10	/15 /1 /10	/15 /1 /10	/15 /1 /10	/13 /1 /10	F-101B/F F-104A/B F-106A/B
<u>6</u>	<u>6</u>	<u>6</u>	<u>6</u>	<u>6</u>	<u>6</u>	<u>Airborne Early Warning and Control - Total</u>
6	6	6	6	6	6	EC-121D/H/Q
<u>3</u>	<u>3</u>	<u>3</u>	<u>3</u>	<u>3</u>	<u>3</u>	<u>Defense System Evaluation - Total</u>
3	3	3	3	3	3	B/EB-57, F-100C/F
<u>6</u>	<u>6</u>	<u>6</u>	<u>6</u>	<u>6</u>	<u>6</u>	<u>Air Defense Missile - Total</u>
6	6	6	6	6	6	CIM-10B
						<u>GENERAL PURPOSE</u>
<u>9/35</u>	<u>8/34</u>	<u>8/33</u>	<u>9/33</u>	<u>8/32</u>	<u>7/28</u>	<u>Tactical Fighter - Total</u>
- /14 /3 - /13 /4 /1	/2 /12 /3 - /12 /4 /1	/2 /11 /3 - /12 /4 /1	/2 /11 /3 - /12 /4 /1	/2 /10 /3 /2 /10 /4 /1	/2 /7 /5 /2 /7 /3 /2	F-4C F-4D F-4E F-86H F-100C/D/F F-105B/D/F F-111A

DOWNGRADED AT 3 YEAR INTERVALS;
 DECLASSIFIED AFTER 12 YEARS.
 DOD DIR. 5200.10

TABLE 3 - USAF COMBAT FORCES, BY KIND OF UNIT, BY

KIND OF UNIT	JUL 1967	AUG	SEP	OCT	NOV	DEC
		CONFIDENTIAL				
<u>GENERAL PURPOSE (Continued)</u>						
<u>Tactical Reconnaissance - Total</u>	<u>2/ 6</u>	<u>2/ 6</u>	<u>2/ 6</u>	<u>2/ 6</u>	<u>2/ 5</u>	<u>2/ 6</u>
RF-4C	/ 5	/ 5	/ 5	/ 5	/ 4	/ 5
RF-101A/C/G/H	/ 1	/ 1	/ 1	/ 1	/ 1	/ 1
<u>Tactical Airlift - Total</u>	<u>4/11</u>	<u>4/11</u>	<u>4/11</u>	<u>4/11</u>	<u>4/11</u>	<u>4/11</u>
C-130A	/ 2	/ 2	/ 2	/ 2	/ 2	/ 2
C-130B	/ 1	/ 1	/ 1	/ 1	/ 1	/ 1
C-130E	/ 8	/ 8	/ 8	/ 8	/ 8	/ 8
<u>Special Air Warfare - Total</u>	<u>2</u>	<u>4</u>	<u>4</u>	<u>4</u>	<u>4</u>	<u>4</u>
A-1E/H, U-10B, A-26A, T-28D, A-37A, C/AC-47D, C-119G, C-123B/K, C-130E	5	4	4	4	4	4
<u>Tactical Air Control System (SEA) - Total</u>	<u>1</u>	<u>1</u>	<u>1</u>	<u>1</u>	<u>1</u>	-
CH-3E	1	1	1	1	1	-
<u>Tactical Air Control System (Other) - Total</u>	<u>2</u>	<u>2</u>	<u>2</u>	<u>2</u>	<u>2</u>	<u>2</u>
CH-3E	2	2	2	2	2	2
<u>Defense Communications Planning Group - Total</u>	-	<u>2</u>	<u>2</u>	<u>1</u>	-	-
EC-121R	-	2	2	1	-	-
<u>INTELLIGENCE AND COMMUNICATIONS</u>						
<u>Mapping, Charting and Geodesy - Total</u>	<u>2</u>	<u>2</u>	<u>2</u>	<u>2</u>	<u>2</u>	<u>2</u>
CH-3C/E, C-118, RC-135A	1	1	1	1	1	1
RC-130A	1	1	1	1	1	1
<u>Weather Service - Total</u>	<u>2</u>	<u>2</u>	<u>2</u>	<u>2</u>	<u>2</u>	<u>2</u>
WB-47E, WC-135B	1	1	1	1	1	1
WB-57C/F	1	1	1	1	1	1
<u>Aerial Target - Total</u>	<u>1</u>	<u>1</u>	<u>1</u>	<u>1</u>	<u>1</u>	<u>1</u>
CH-21, BQM-34A	1	1	1	1	1	1
<u>Aerospace Rescue/Recovery - Total</u>	<u>1</u>	<u>2</u>	<u>2</u>	<u>2</u>	<u>2</u>	<u>2</u>
HU-16B, HC-97G, HC-130H	1	2	2	2	2	2
<u>National Emergency Airborne Command Post - Total</u>	<u>1</u>	<u>1</u>	<u>1</u>	<u>1</u>	<u>1</u>	<u>1</u>
EC-135J	1	1	1	1	1	1

DOWNGRADED AT 3 YEAR INTERVALS;
 DECLASSIFIED AFTER 12 YEARS.
 DOD DIR. 5200.10

GEOGRAPHICAL AREA, WORLD-WIDE AT END OF MONTH - FY 1968 (CONTINUED)

JAN 1968	FEB	MAR	APR	MAY	JUN	KIND OF UNIT
UNITED STATES (Continued)						
						<u>GENERAL PURPOSE (Continued)</u>
<u>3/9</u>	<u>3/9</u>	<u>3/9</u>	<u>3/9</u>	<u>3/9</u>	<u>2/10</u>	<u>Tactical Reconnaissance - Total</u>
/5 /4	/5 /4	/5 /4	/5 /4	/5 /4	/6 /4	RF-4C RF-101A/C/G/H
<u>4/11</u>	<u>3/9</u>	<u>2/7</u>	<u>2/7</u>	<u>3/8</u>	<u>3/8</u>	<u>Tactical Airlift - Total</u>
/2 /1 /8	/2 /1 /6	/1 /1 /5	/1 /1 /5	/1 /1 /6	/1 /1 /6	C-130A C-130B C-130E
<u>4</u>	<u>4</u>	<u>3</u>	<u>3</u>	<u>4</u>	<u>4</u>	<u>Special Air Warfare - Total</u>
4	4	3	3	4	4	A-1E/H, U-10B, A-26A, T-28D, A-37A, C/AC-47D, C-119G, C-123B/K, C-130E
-	-	-	-	-	-	<u>Tactical Air Control System (SEA) - Total</u>
-	-	-	-	-	-	CH-3E
<u>2</u>	<u>2</u>	<u>2</u>	<u>2</u>	<u>2</u>	<u>2</u>	<u>Tactical Air Control System (Other) - Total</u>
2	2	2	2	2	2	CH-3E
-	-	-	-	-	-	<u>Defense Communications Planning Group - Total</u>
-	-	-	-	-	-	EC-121R
						<u>INTELLIGENCE AND COMMUNICATIONS</u>
<u>2</u>	<u>2</u>	<u>2</u>	<u>2</u>	<u>2</u>	<u>2</u>	<u>Mapping, Charting and Geodesy - Total</u>
1 1	1 1	1 1	1 1	1 1	1 1	CH-3C/E, C-118, RC-135A RC-130A
<u>2</u>	<u>2</u>	<u>2</u>	<u>2</u>	<u>2</u>	<u>2</u>	<u>Weather Service - Total</u>
1 1	1 1	1 1	1 1	1 1	1 1	WB-47E, WC-135B RB-57C/F
<u>1</u>	<u>1</u>	<u>1</u>	<u>1</u>	<u>1</u>	<u>1</u>	<u>Aerial Target - Total</u>
1	1	1	1	1	1	CH-21, BQM-34A
<u>3</u>	<u>3</u>	<u>3</u>	<u>3</u>	<u>3</u>	<u>3</u>	<u>Aerospace Rescue/Recovery - Total</u>
3	3	3	3	3	3	HU-16B, HC-97G, HC-130H
<u>1</u>	<u>1</u>	<u>1</u>	<u>1</u>	<u>1</u>	<u>1</u>	<u>National Emergency Airborne Command Post - Total</u>
1	1	1	1	1	1	EC-135J

DOWNGRADED AT 3 YEAR INTERVALS;
 DECLASSIFIED AFTER 12 YEARS.
 DOD DIR. 5200.10

TABLE 3 - USAF COMBAT FORCES, BY KIND OF UNIT, BY

KIND OF UNIT	JUL 1967	AUG	SEP	OCT	NOV	DEC
	CONTINENTAL					
<u>AIRLIFT</u>						
<u>Industrial Fund</u>						
<u>Military Airlift - Total</u>	<u>24</u>	<u>25</u>	<u>25</u>	<u>25</u>	<u>25</u>	<u>25</u>
C-124C s/	5	5	5	5	5	5
C-130E	2	2	2	2	2	2
C-133A/B	3	3	3	3	3	3
C-135B	1	1	1	1	1	1
C-141A	13	14	14	14	14	14
<u>Aeromedical Airlift - Total</u>	<u>4</u>	<u>4</u>	<u>4</u>	<u>4</u>	<u>4</u>	<u>4</u>
C-118, C-131A	1	1	1	1	1	1
C-121G	-	-	-	-	-	-
C-131A	3	3	3	3	3	3
<u>Military Airlift (Special Mission) - Total</u>	<u>2</u>	<u>2</u>	<u>2</u>	<u>2</u>	<u>2</u>	<u>2</u>
U-4A/B, VC-6A, C-131D/H, VC-140B	1	1	1	1	1	1
C/VC-118A, C-121, C-135B, VC-137A/B/C	1	1	1	1	1	1
	EUROPE - NORTH AFRICA (England, Germany, Italy,					
<u>STRATEGIC - DEFENSIVE</u>						
<u>Defense System Evaluation - Total</u>	-	-	1	-	-	-
B/EB-57	-	-	1	-	-	-
<u>GENERAL PURPOSE</u>						
<u>Tactical Fighter - Total</u>	<u>7/21</u>	<u>7/21</u>	<u>7/21</u>	<u>7/21</u>	<u>7/21</u>	<u>7/21</u>
F-4C	/ 3	/ 3	/ 3	/ 3	/ 3	/ 3
F-4D	/ 9	/ 9	/ 9	/ 9	/ 9	/ 9
F-100D/F	/ 9	/ 9	/ 9	/ 9	/ 9	/ 9
<u>Tactical Reconnaissance - Total</u>	<u>2/ 6</u>	<u>2/ 6</u>	<u>2/ 6</u>	<u>2/ 6</u>	<u>2/ 6</u>	<u>2/ 6</u>
RF-4C	/ 4	/ 4	/ 4	/ 4	/ 4	/ 4
RF-101C	/ 2	/ 2	/ 2	/ 2	/ 2	/ 2
<u>Fighter Interceptor - Total</u>	<u>4</u>	<u>4</u>	<u>4</u>	<u>4</u>	<u>4</u>	<u>4</u>
F/TF-102A	4	4	4	4	4	4
<u>Tactical Airlift - Total</u>	<u>1/ 2</u>	<u>1/ 2</u>	<u>1/ 2</u>	<u>1/ 2</u>	<u>1/ 2</u>	<u>1/ 2</u>
C-130A	-	-	-	-	-	-
C-130E	/ 2	/ 2	/ 2	/ 2	/ 2	/ 2
<u>Special Air Warfare - Total</u>	<u>1</u>	<u>1</u>	<u>1</u>	<u>1</u>	<u>1</u>	<u>1</u>
U-10B, C-47A, C-123B, C-130E	1	1	1	1	1	1

DOWNGRADED AT 3 YEAR INTERVALS;
 DECLASSIFIED AFTER 12 YEARS.
 DOD DIR. 5200.10

GEOGRAPHICAL AREA, WORLD-WIDE AT END OF MONTH - FY 1968 (CONTINUED)

JAN 1968	FEB	MAR	APR	MAY	JUN	KIND OF UNIT
<u>UNITED STATES (Continued)</u>						
						<u>AIRLIFT</u>
						<u>Industrial Fund</u>
<u>30</u>	<u>30</u>	<u>29</u>	<u>29</u>	<u>29</u>	<u>29</u>	<u>Military Airlift - Total</u>
10	10	10	10	10	10	C-124C s/
2	2	2	2	2	2	C-130E
3	3	3	3	3	3	C-133A/B
1	1	-	-	-	-	C-135B
14	14	14	14	14	14	C-141A
4	4	4	4	5	5	<u>Aeromedical Airlift - Total</u>
1	1	1	1	1	1	C-118, C-131A
-	-	-	-	1	1	C-121G
3	3	3	3	3	3	C-131A
2	2	2	2	2	2	<u>Military Airlift (Special Mission) - Total</u>
1	1	1	1	1	1	U-4A/B, VC-6A, C-131D/H, VC-140B
1	1	1	1	1	1	C/VC-118A, C-121, C-135B, VC-137A/B/C
<u>Libya, Netherlands, Spain, Turkey)</u>						
						<u>STRATEGIC - DEFENSIVE</u>
-	-	-	-	-	-	<u>Defense System Evaluation - Total</u>
-	-	-	-	-	-	B/EB-57
						<u>GENERAL PURPOSE</u>
<u>7/21</u>	<u>7/21</u>	<u>7/21</u>	<u>7/21</u>	<u>7/21</u>	<u>7/21</u>	<u>Tactical Fighter - Total</u>
/ 3	/ 3	/ 3	/ 3	/ 3	/ 3	F-4C
/ 9	/ 9	/ 9	/ 9	/ 9	/ 9	F-4D
/ 9	/ 9	/ 9	/ 9	/ 9	/ 9	F-100D/F
<u>2/ 6</u>	<u>2/ 6</u>	<u>2/ 6</u>	<u>2/ 6</u>	<u>2/ 6</u>	<u>2/ 6</u>	<u>Tactical Reconnaissance - Total</u>
/ 4	/ 4	/ 4	/ 4	/ 4	/ 4	RF-4C
/ 2	/ 2	/ 2	/ 2	/ 2	/ 2	RF-101C
4	4	4	4	4	4	<u>Fighter Interceptor - Total</u>
4	4	4	4	4	4	F/TF-102A
<u>1/ 2</u>	<u>1/ 2</u>	<u>1/ 2</u>	<u>1/ 2</u>	<u>1/ 2</u>	<u>1/ 2</u>	<u>Tactical Airlift - Total</u>
-	-	/ 1	/ 1	/ 1	/ 1	C-130A
/ 2	/ 2	/ 1	/ 1	/ 1	/ 1	C-130E
1	1	1	1	1	1	<u>Special Air Warfare - Total</u>
1	1	1	1	1	1	U-10B, C-47A, C-123B, C-130E

DOWNGRADED AT 3 YEAR INTERVALS;
DECLASSIFIED AFTER 12 YEARS.
DOD DIR. 5200.10

TABLE 3 - USAF COMBAT FORCES, BY KIND OF UNIT, BY

KIND OF UNIT	JUL 1967	AUG	SEP	OCT	NOV	DEC
EUROPE - NORTH AFRICA (England, Germany, Italy,						
<u>GENERAL PURPOSE (Continued)</u>						
<u>Airborne Command Post (CINCS) - Total</u>	<u>1</u>	<u>1</u>	<u>1</u>	<u>1</u>	<u>1</u>	<u>1</u>
EC-135A/H.	1	1	1	1	1	1
<u>Tactical Missile - Total</u>	<u>1</u>	<u>1</u>	<u>1</u>	<u>1</u>	<u>1</u>	<u>1</u>
CGM-13B	1	1	1	1	1	1
<u>INTELLIGENCE AND COMMUNICATIONS</u>						
<u>Aerospace Rescue/Recovery - Total</u>	<u>2</u>	<u>2</u>	<u>2</u>	<u>2</u>	<u>2</u>	<u>2</u>
HU-16B, HH-43B, HC-130H.	2	2	2	2	2	2
<u>AIRLIFT</u>						
<u>Industrial Fund</u>						
<u>Aeromedical Airlift - Total</u>	<u>1</u>	<u>1</u>	<u>1</u>	<u>1</u>	<u>1</u>	<u>1</u>
C-118, C-131A b/.	1	1	1	1	1	1
<u>Non-Industrial Fund</u>						
<u>Military Airlift - Total</u>	<u>1</u>	<u>1</u>	<u>1</u>	<u>1</u>	<u>1</u>	<u>1</u>
C-124C	1	1	1	1	1	1
ATLANTIC AREA (Azores, Bermuda,						
<u>STRATEGIC - OFFENSIVE</u>						
<u>Bomb - Total</u>	<u>/ 1</u>	<u>/ 1</u>	<u>/ 1</u>	<u>/ 1</u>	<u>/ 1</u>	<u>/ 1</u>
B-52	/ 1	/ 1	/ 1	/ 1	/ 1	/ 1
<u>Air Refueling - Total</u>	<u>1</u>	<u>1</u>	<u>1</u>	<u>1</u>	<u>1</u>	<u>1</u>
KC-135A	1	1	1	1	1	1
<u>Missile Augmentation - Total</u>	<u>1</u>	<u>1</u>	<u>1</u>	<u>1</u>	<u>1</u>	<u>1</u>
AGM-28A/B.	1	1	1	1	1	1
<u>GENERAL PURPOSE</u>						
<u>Fighter Interceptor - Total</u>	<u>1</u>	<u>1</u>	<u>1</u>	<u>1</u>	<u>1</u>	<u>1</u>
F/TF-102A.	1	1	1	1	1	1
<u>Special Air Warfare - Total</u>	<u>1</u>	<u>1</u>	<u>1</u>	<u>1</u>	<u>1</u>	<u>1</u>
UH-1F, CH-3E, U-10B, H-19B, A-26A, T-28D, C-46D, C-47D.	1	1	1	1	1	1

DOWNGRADED AT 3 YEAR INTERVALS;
DECLASSIFIED AFTER 12 YEARS.
DOD DIR. 5200.10

GEOGRAPHICAL AREA, WORLD-WIDE AT END OF MONTH - FY 1968 (CONTINUED)

JAN 1968	FEB	MAR	APR	MAY	JUN	KIND OF UNIT
Libya, Netherlands, Spain, Turkey) (Continued)						
						<u>GENERAL PURPOSE (Continued)</u>
<u>1</u>	<u>1</u>	<u>1</u>	<u>1</u>	<u>1</u>	<u>1</u>	<u>Airborne Command Post (CINCS) - Total</u>
1	1	1	1	1	1	EC-135A/H
<u>1</u>	<u>1</u>	<u>1</u>	<u>1</u>	<u>1</u>	<u>1</u>	<u>Tactical Missile - Total</u>
1	1	1	1	1	1	CGM-13B
						<u>INTELLIGENCE AND COMMUNICATIONS</u>
<u>2</u>	<u>2</u>	<u>2</u>	<u>2</u>	<u>2</u>	<u>2</u>	<u>Aerospace Rescue/Recovery - Total</u>
2	2	2	2	2	2	HU-16B, HH-43B, HC-130H
						<u>AIRLIFT</u>
						<u>Industrial Fund</u>
<u>1</u>	<u>1</u>	<u>1</u>	<u>1</u>	<u>1</u>	<u>1</u>	<u>Aeromedical Airlift - Total</u>
1	1	1	1	1	1	C-118, C-131A b/
						<u>Non-Industrial Fund</u>
<u>1</u>	<u>1</u>	<u>1</u>	<u>1</u>	<u>1</u>	<u>1</u>	<u>Military Airlift - Total</u>
1	1	1	1	1	1	C-124C
Greenland, Iceland, Puerto Rico, Canal Zone)						
						<u>STRATEGIC - OFFENSIVE</u>
<u>/ 1</u>	<u>/ 1</u>	<u>/ 1</u>	<u>/ 1</u>	<u>/ 1</u>	<u>/ 1</u>	<u>Bomb - Total</u>
/ 1	/ 1	/ 1	/ 1	/ 1	/ 1	B-52
<u>1</u>	<u>1</u>	<u>1</u>	<u>1</u>	<u>1</u>	<u>1</u>	<u>Air Refueling - Total</u>
1	1	1	1	1	1	KC-135A
<u>1</u>	<u>1</u>	<u>1</u>	<u>1</u>	<u>1</u>	<u>1</u>	<u>Missile Augmentation - Total</u>
1	1	1	1	1	1	AGM-28A/B
						<u>GENERAL PURPOSE</u>
<u>1</u>	<u>1</u>	<u>1</u>	<u>1</u>	<u>1</u>	<u>1</u>	<u>Fighter Interceptor - Total</u>
1	1	1	1	1	1	F/TF-102A
<u>1</u>	<u>1</u>	<u>1</u>	<u>1</u>	<u>1</u>	<u>1</u>	<u>Special Air Warfare - Total</u>
1	1	1	1	1	1	UH-1F, CH-3E, U-10B, H-19B, A-26A, T-28D, C-46D, C-47D

DOWNGRADED AT 3 YEAR INTERVALS;
DECLASSIFIED AFTER 12 YEARS.
DOD DIR. 5200.10

TABLE 3 - USAF COMBAT FORCES, BY KIND OF UNIT, BY

KIND OF UNIT	JUL 1967	AUG	SEP	OCT	NOV	DEC
ATLANTIC AREA (Azores, Bermuda,						
<u>INTELLIGENCE AND COMMUNICATIONS</u>						
<u>Weather Service - Total</u>	<u>1</u>	<u>1</u>	<u>1</u>	<u>1</u>	<u>1</u>	<u>1</u>
WB-47E, WC-130B.	1	1	1	1	1	1
<u>Aerospace Rescue/Recovery - Total</u>	<u>2</u>	<u>2</u>	<u>2</u>	<u>2</u>	<u>2</u>	<u>2</u>
HC-130E.	2	2	2	2	2	2
CANADA						
<u>STRATEGIC - OFFENSIVE</u>						
<u>Air Refueling - Total</u>	<u>1</u>	<u>1</u>	<u>1</u>	<u>1</u>	<u>1</u>	<u>1</u>
KC-135A.	1	1	1	1	1	1
<u>INTELLIGENCE AND COMMUNICATIONS</u>						
<u>Aerospace Rescue/Recovery - Total</u>	<u>1</u>	-	-	-	-	-
HC-130E.	1	-	-	-	-	-
PACIFIC AREA (Guam, Hawaii, Japan, Korea, Okinawa,						
<u>STRATEGIC - OFFENSIVE</u>						
<u>Bomb - Total</u>	<u>1/4</u>	<u>1/4</u>	<u>1/3</u>	<u>1/3</u>	<u>1/4</u>	<u>1/3</u>
B-52	/4	/4	/3	/3	/4	/3
<u>Air Refueling - Total</u>	<u>2</u>	<u>2</u>	<u>2</u>	<u>6</u>	<u>6</u>	<u>6</u>
KC-135A/Q.	5	5	5	6	6	6
<u>STRATEGIC - DEFENSIVE</u>						
<u>Fighter Interceptor - Total</u>	-	-	-	-	-	-
F-106A/B	-	-	-	-	-	-
<u>Airborne Early Warning and Control - Total</u>	<u>1</u>	<u>1</u>	<u>1</u>	<u>1</u>	<u>1</u>	<u>1</u>
EC-121D.	1	1	1	1	1	1
<u>GENERAL PURPOSE</u>						
<u>Tactical Bomb - Total</u>	<u>/2</u>	<u>/2</u>	<u>/2</u>	<u>/2</u>	<u>/2</u>	<u>/2</u>
B-57B/C/E.	/2	/2	/2	/2	/2	/2

DOWNGRADED AT 3 YEAR INTERVALS;
 DECLASSIFIED AFTER 12 YEARS.
 DOD DIR. 5200.10

GEOGRAPHICAL AREA, WORLD-WIDE AT END OF MONTH - FY 1968 (CONTINUED)

JAN 1968	FEB	MAR	APR	MAY	JUN	KIND OF UNIT
Greenland, Iceland, Puerto Rico, Canal Zone) (Continued)						
						<u>INTELLIGENCE AND COMMUNICATIONS</u>
<u>1</u>	<u>1</u>	<u>1</u>	<u>1</u>	<u>1</u>	<u>1</u>	<u>Weather Service - Total</u>
1	1	1	1	1	1	WB-47E, WC-130B
<u>2</u>	<u>2</u>	<u>2</u>	<u>2</u>	<u>2</u>	<u>2</u>	<u>Aerospace Rescue/Recovery - Total</u>
2	2	2	2	2	2	HC-130H
(Labrador)						
						<u>STRATEGIC - OFFENSIVE</u>
<u>1</u>	<u>1</u>	<u>1</u>	<u>1</u>	<u>1</u>	<u>1</u>	<u>Air Refueling - Total</u>
1	1	1	1	1	1	KC-135A
						<u>INTELLIGENCE AND COMMUNICATIONS</u>
-	-	-	-	-	-	<u>Aerospace Rescue/Recovery - Total</u>
-	-	-	-	-	-	HC-130H
Philippines, South Vietnam, Thailand, Taiwan)						
						<u>STRATEGIC - OFFENSIVE</u>
<u>2/ 5</u>	<u>2/ 7</u>	<u>2/ 7</u>	<u>2/ 7</u>	<u>2/ 7</u>	<u>2/ 7</u>	<u>Bomb - Total</u>
/ 5	/ 7	/ 7	/ 7	/ 7	/ 7	B-52
<u>6</u>	<u>7</u>	<u>7</u>	<u>6</u>	<u>6</u>	<u>7</u>	<u>Air Refueling - Total</u>
6	7	7	6	6	7	KC-135A/Q
						<u>STRATEGIC - DEFENSIVE</u>
-	<u>/ 1</u>	<u>/ 1</u>	<u>/ 1</u>	<u>/ 1</u>	<u>/ 1</u>	<u>Fighter Interceptor - Total</u>
-	/ 1	/ 1	/ 1	/ 1	/ 1	F-106A/B
<u>1</u>	<u>1</u>	<u>1</u>	<u>1</u>	<u>1</u>	<u>1</u>	<u>Airborne Early Warning and Control - Total</u>
1	1	1	1	1	1	EC-121D
						<u>GENERAL PURPOSE</u>
<u>/ 1</u>	<u>/ 1</u>	<u>/ 1</u>	<u>/ 1</u>	<u>/ 1</u>	<u>/ 1</u>	<u>Tactical Bomb - Total</u>
/ 1	/ 1	/ 1	/ 1	/ 1	/ 1	B-57B/C/E

DOWNGRADED AT 3 YEAR INTERVALS;
 DECLASSIFIED AFTER 12 YEARS.
 DOD DIR. 5200.10

TABLE 3 - USAF COMBAT FORCES, BY KIND OF UNIT, BY

KIND OF UNIT	JUL 1967	AUG	SEP	OCT	NOV	DEC
PACIFIC AREA (Guam, Hawaii, Japan, Korea, Okinawa,						
<u>GENERAL PURPOSE (Continued)</u>						
<u>Tactical Fighter - Total</u>	<u>12/36</u>	<u>12/36</u>	<u>12/36</u>	<u>12/36</u>	<u>12/36</u>	<u>12/36</u>
F-4C	/10	/10	/10	/10	/9	/11
F-4D	/1	/2	/2	/4	/5	/6
F-100C/D/F	/13	/13	/13	/12	/12	/11
F-104C/D	/1	-	-	-	-	-
F-105B/F	/11	/11	/11	/10	/10	/8
<u>Tactical Reconnaissance - Total</u>	<u>2/6</u>	<u>2/6</u>	<u>2/6</u>	<u>2/6</u>	<u>2/6</u>	<u>2/6</u>
RF-4C	/4	/4	/4	/4	/5	/5
RF-101C	/2	/2	/2	/2	/1	/1
<u>Tactical Electronic Warfare - Total</u>	<u>2</u>	<u>2</u>	<u>2</u>	<u>2</u>	<u>2</u>	<u>2</u>
C/EC-47D/N/P	3	3	3	3	3	3
EB-66B/C/E	2	2	2	2	2	2
<u>Fighter Interceptor - Total</u>	<u>3</u>	<u>3</u>	<u>3</u>	<u>3</u>	<u>3</u>	<u>3</u>
F/TF-102A	3	3	3	3	3	3
<u>Tactical Airlift - Total</u>	<u>6/18</u>	<u>6/18</u>	<u>6/18</u>	<u>6/18</u>	<u>6/18</u>	<u>6/18</u>
C-7A	/6	/6	/6	/6	/6	/6
C-130A	/5	/5	/5	/5	/5	/5
C-130B	/4	/4	/4	/4	/4	/4
C-130E	/3	/3	/3	/3	/3	/3
<u>Special Air Warfare - Total</u>	<u>11</u>	<u>12</u>	<u>13</u>	<u>14</u>	<u>14</u>	<u>14</u>
A-1E/G/H/J, O-2B, U-10B/D, A-26A, T-28D, A-37A, C/AC-47A/D, C/UC-123B/K, C/AC-130A/E	11	12	13	14	14	14
<u>Tactical Air Control (SEA) - Total</u>	<u>6</u>	<u>6</u>	<u>6</u>	<u>6</u>	<u>6</u>	<u>7</u>
O-1E/F/G, O-2A, OV-10	5	5	5	5	5	5
CH-3C/E, UH-1F	1	1	1	1	1	2
C-130E	-	-	-	-	-	-
<u>Defense Communications Planning Group - Total</u>	<u>-</u>	<u>-</u>	<u>-</u>	<u>1</u>	<u>2</u>	<u>2</u>
EC-121R	-	-	-	1	2	2
<u>Airborne Command Post (CINCS) - Total</u>	<u>1</u>	<u>1</u>	<u>1</u>	<u>1</u>	<u>1</u>	<u>1</u>
EC-135P	1	1	1	1	1	1
<u>Tactical Missile - Total</u>	<u>1</u>	<u>1</u>	<u>1</u>	<u>1</u>	<u>1</u>	<u>1</u>
CGM-13B	1	1	1	1	1	1

DOWNGRADED AT 3 YEAR INTERVALS;
 DECLASSIFIED AFTER 12 YEARS.
 DOD DIR. 5200.10

GEOGRAPHICAL AREA, WORLD-WIDE AT END OF MONTH - FY 1968 (CONTINUED)

JAN 1968	FEB	MAR	APR	MAY	JUN	KIND OF UNIT
Philippines, South Vietnam, Thailand, Taiwan) (Continued)						
						<u>GENERAL PURPOSE (Continued)</u>
<u>13/39</u>	<u>13/40</u>	<u>13/40</u>	<u>13/40</u>	<u>14/43</u>	<u>15/45</u>	<u>Tactical Fighter - Total</u>
/11	/9	/9	/9	/9	/9	F-4C
/9	/12	/12	/12	/13	/13	F-4D
/11	/12	/12	/12	/14	/16	F-100C/D/F
-	-	-	-	-	-	F-104C/D
/8	/7	/7	/7	/7	/7	F-105D/F
<u>2/6</u>	<u>2/6</u>	<u>2/6</u>	<u>2/6</u>	<u>2/6</u>	<u>2/6</u>	<u>Tactical Reconnaissance - Total</u>
/5	/5	/5	/5	/5	/5	RF-4C
/1	/1	/1	/1	/1	/1	RF-101C
<u>1/5</u>	<u>1/5</u>	<u>1/5</u>	<u>1/5</u>	<u>1/5</u>	<u>1/5</u>	<u>Tactical Electronic Warfare - Total</u>
/3	/3	/3	/3	/3	/3	C/EC-47D/N/P
/2	/2	/2	/2	/2	/2	EB-66B/C/E
3	3	3	3	3	3	<u>Fighter Interceptor - Total</u>
3	3	3	3	3	3	F/TF-102A
<u>6/18</u>	<u>7/20</u>	<u>7/21</u>	<u>7/21</u>	<u>7/20</u>	<u>7/20</u>	<u>Tactical Airlift - Total</u>
/6	/6	/6	/6	/6	/6	C-7A
/5	/5	/5	/5	/5	/5	C-130A
/4	/4	/4	/4	/4	/4	C-130B
/3	/5	/6	/6	/5	/5	C-130E
<u>14</u>	<u>14</u>	<u>16</u>	<u>16</u>	<u>16</u>	<u>16</u>	<u>Special Air Warfare - Total</u>
14	14	16	16	16	16	A-1E/G/H/J, O-2B, U-10B/D, A-26A, T-28D, A-37A, C/AC-47A/D, C/UC-123B/K, C/AC-130A/E
<u>7</u>	<u>7</u>	<u>8</u>	<u>8</u>	<u>8</u>	<u>8</u>	<u>Tactical Air Control (SEA) - Total</u>
5	5	5	5	5	5	O-1E/F/G, O-2A, OV-10
2	2	2	2	2	2	CH-3C/E, UH-1F
-	-	1	1	1	1	C-130E
<u>2</u>	<u>2</u>	<u>2</u>	<u>2</u>	<u>2</u>	<u>2</u>	<u>Defense Communications Planning Group - Total</u>
2	2	2	2	2	2	EC-121R
<u>1</u>	<u>1</u>	<u>1</u>	<u>1</u>	<u>1</u>	<u>1</u>	<u>Airborne Command Post (CINCS) - Total</u>
1	1	1	1	1	1	EC-135P
<u>1</u>	<u>1</u>	<u>1</u>	<u>1</u>	<u>1</u>	<u>1</u>	<u>Tactical Missile - Total</u>
1	1	1	1	1	1	CGM-13B

TABLE 3 - USAF COMBAT FORCES, BY KIND OF UNIT, BY

KIND OF UNIT	JUL 1967	AUG	SEP	OCT	NOV	DEC
PACIFIC AREA (Guam, Hawaii, Japan, Korea, Okinawa,						
<u>INTELLIGENCE AND COMMUNICATIONS</u>						
<u>Weather Service - Total</u>	3	3	3	3	3	3
WB-47E	1	1	1	1	1	1
RB-57F, WC-135B.	1	1	1	1	1	1
WC-130A/E.	1	1	1	1	1	1
<u>Aerospace Rescue/Recovery - Total</u>	8	8	8	8	8	8
HH-3E, HU-16B, HH-43B/F, HH-53B, HC-130H/P	8	8	8	8	8	8
<u>AIRLIFT</u>						
<u>Industrial Fund</u>						
<u>Military Airlift - Total</u>	2	2	2	2	2	2
C-124C	2	2	2	2	2	2
<u>Non-Industrial Fund</u>						
<u>Military Airlift - Total</u>	1	1	1	1	1	1
C-124C	1	1	1	1	1	1
ALAS-						
<u>STRATEGIC - OFFENSIVE</u>						
<u>Air Refueling - Total</u>	1	1	1	1	1	1
KC-135A/Q.	1	1	1	1	1	1
<u>STRATEGIC - DEFENSIVE</u>						
<u>Fighter Interceptor - Total</u>	/1	/1	/1	/1	/1	/1
F/TF-102A.	/1	/1	/1	/1	/1	/1
<u>GENERAL PURPOSE</u>						
<u>Tactical Airlift - Total</u>	/1	/1	/1	/1	/1	/1
C-130D	/1	/1	/1	/1	/1	/1

a/ Includes one special squadron.

b/ Military Airlift squadron with aeromedical airlift function.

Source: Data Applications Division, Data Services Center, Comptroller of the Air Force

DOWNGRADED AT 5 YEAR INTERVALS;
DECLASSIFIED AFTER 12 YEARS.
DOD DIR. 5200.10

GEOGRAPHICAL AREA, WORLD-WIDE AT END OF MONTH - FY 1968 (CONTINUED)

JAN 1968	FEB	MAR	APR	MAY	JUN	KIND OF UNIT
Philippines, South Vietnam, Thailand, Taiwan) (Continued)						
						<u>INTELLIGENCE AND COMMUNICATIONS</u>
3	3	3	3	3	3	<u>Weather Service - Total</u>
1	1	1	1	1	1	WB-47E
1	1	1	1	1	1	RB-57F, WC-135B
1	1	1	1	1	1	WC-130A/E
8	8	2	2	2	2	<u>Aerospace Rescue/Recovery - Total</u>
8	8	9	9	9	9	HH-3E, HU-16B, HH-43B/F, HH-53B, HC-130E/P
						<u>AIRLIFT</u>
						<u>Industrial Fund</u>
2	2	2	2	2	1	<u>Military Airlift - Total</u>
2	2	2	2	2	1	C-124C
						<u>Non-Industrial Fund</u>
1	1	1	1	1	1	<u>Military Airlift - Total</u>
1	1	1	1	1	1	C-124C
KA						
						<u>STRATEGIC - OFFENSIVE</u>
1	1	1	1	-	1	<u>Air Refueling - Total</u>
1	1	1	1	-	1	KC-135A/Q
						<u>STRATEGIC - DEFENSIVE</u>
/1	/1	/1	/1	/1	/1	<u>Fighter Interceptor - Total</u>
/1	/1	/1	/1	/1	/1	F/TF-102A
						<u>GENERAL PURPOSE</u>
/1	/1	/1	/1	/1	/1	<u>Tactical Airlift - Total</u>
/1	/1	/1	/1	/1	/1	C-130D

DOWNGRADED AT 3 YEAR INTERVALS;
 DECLASSIFIED AFTER 12 YEARS.
 DOD DIR. 5200.10

**TABLE 4 - USAF COMBAT FORCES BY KIND OF UNIT BY COMMAND OF ASSIGNMENT, WORLD-WIDE
AT END OF QUARTER - FY 1968**

(Table reflects the number of wings/squadrons organized in USAF Combat Forces by command of assignment as programmed in the USAF Force Structure. For selected kinds of units, squadrons not having wing assignments are shown in wing equivalents on the basis of approximately three or four squadrons to a wing, depending on kind of unit and location. Units assigned to CONUS commands and located overseas are included with the CONUS command to which assigned.)

KIND OF UNIT	30 SEP 1967	31 Dec 1967	31 MAR 1968	30 JUN 1968
AEROSPACE DEFENSE COMMAND ^{a/}				
<u>STRATEGIC - DEFENSIVE</u>				
Fighter Interceptor b/	7/27	7/27	7/27	6/25
Airborne Early Warning and Control.	7	7	7	7
Defense System Evaluation.	3	3	3	3
Air Defense Missile	6	6	6	6
<u>GENERAL PURPOSE</u>				
Fighter Interceptor b/	1	1	1	1
Defense Communications Planning Group	2	-	-	-
<u>INTELLIGENCE AND COMMUNICATIONS</u>				
Aerial Target	1	1	1	1
USAF SOUTHERN COMMAND				
<u>GENERAL PURPOSE</u>				
Special Air Warfare	1	1	1	1
ALASKAN AIR COMMAND				
<u>STRATEGIC - DEFENSIVE</u>				
Fighter Interceptor	/ 1	/ 1	/ 1	/ 1
<u>GENERAL PURPOSE</u>				
Tactical Airlift	/ 1	/ 1	/ 1	/ 1
HEADQUARTERS COMMAND, USAF				
<u>INTELLIGENCE AND COMMUNICATIONS</u>				
National Emergency Airborne Command Post.	1	1	1	1

DOWNGRADED AT 3 YEAR INTERVALS;
DECLASSIFIED AFTER 12 YEARS.
DOD DIR. L200.10

TABLE 4 - USAF COMBAT FORCES BY KIND OF UNIT BY COMMAND OF ASSIGNMENT, WORLD-WIDE AT END OF QUARTER - FY 1968 (CONTINUED)

KIND OF UNIT	30 SEP 1967	31 DEC 1967	31 MAR 1968	30 JUN 1968
MILITARY AIRLIFT COMMAND				
<u>INTELLIGENCE AND COMMUNICATIONS</u>				
Mapping, Charting and Geodesy	2	2	2	2
Weather Service	6	6	6	6
Aerospace Rescue/Recovery	14	14	16	16
<u>AIRLIFT</u>				
<u>Industrial Fund</u>				
Military Airlift c/	27	27	31	30
Aeromedical Airlift d/	5	5	5	6
Military Airlift (Special Mission)	2	2	2	2
<u>Non-Industrial Fund</u>				
Military Airlift	2	2	2	2
PACIFIC AIR FORCES				
<u>GENERAL PURPOSE</u>				
Tactical Bomb	/ 2	/ 2	/ 1	/ 1
Tactical Fighter	11/36	11/36	11/36	14/42
Tactical Reconnaissance	2/ 6	2/ 6	2/ 6	2/ 6
Tactical Electronic Warfare	5	5	5	5
Fighter Interceptor b/	3	3	3	3
Tactical Airlift	6/18	6/18	6/18	6/18
Special Air Warfare	13	14	16	16
Tactical Air Control System (Southeast Asia)	6	7	8	8
Defense Communications Planning Group	-	2	2	2
Airborne Command Post (CINCS)	1	1	1	1
Tactical Missile	1	1	1	1
STRATEGIC AIR COMMAND				
<u>STRATEGIC - OFFENSIVE</u>				
Bomb, Heavy	12/37	12/37	12/36	11/34
Bomb, Medium	2/ 6	2/ 6	2/ 6	2/ 6
Strategic Reconnaissance	2/ 3	2/ 3	2/ 3	2/ 3
Air Refueling	42	42	42	41
Missile Augmentation (AGM-28) (B-52 Squadrons)	23	23	19	17
Strategic Missile	26	26	26	26

DOWNGRADED AT 3 YEAR INTERVALS;
 DECLASSIFIED AFTER 12 YEARS.
 DOD DIR. 5200.10

TABLE 4 - USAF COMBAT FORCES BY KIND OF UNIT BY COMMAND OF ASSIGNMENT, WORLD-WIDE
AT END OF QUARTER - FY 1968 (CONTINUED)

KIND OF UNIT	30 SEP 1967	31 DEC 1967	31 MAR 1968	30 JUN 1968
TACTICAL AIR COMMAND				
<u>GENERAL PURPOSE</u>				
Tactical Fighter	8/30	8/30	10/37	8/31
Tactical Reconnaissance	2/6	2/6	3/9	2/10
Tactical Airlift	5/13	5/13	4/12	5/12
Special Air Warfare	4	4	3	4
Tactical Air Control System (Southeast Asia)	1	-	-	-
Tactical Air Control System (Other)	2	2	2	2
US AIR FORCES IN EUROPE				
<u>GENERAL PURPOSE</u>				
Tactical Fighter	7/21	7/21	7/21	7/21
Tactical Reconnaissance	2/6	2/6	2/6	2/6
Fighter Interceptor b/	4	4	4	4
Special Air Warfare	1	1	1	1
Airborne Command Post (CINCS)	1	1	1	1
Tactical Missile	1	1	1	1

a/ Redesignated Aerospace Defense Command, 15 January 1968 (formerly Air Defense Command).

b/ Fighter Interceptor, F/TF-102A, in PACAF, USAF and Iceland included in General Purpose Forces.

c/ Includes one special squadron.

d/ Includes one Military Airlift squadron with aeromedical airlift function.

Source: Data Applications Division, Data Services Center, Comptroller of the Air Force.

DOWNGRADED AT 3 YEAR INTERVALS;
DECLASSIFIED AFTER 12 YEARS.
DOD DIR. 5200.10

TABLE 5 - USAF COMBAT FORCES, READINESS STATUS OF AIRCRAFT AND AIRCREWS IN SELECTED KINDS OF UNITS, BY WEAPONS SYSTEM, AT END OF QUARTER - FY 1968

WEAPONS SYSTEM	WINGS SQUADRONS ORGANIZED	SQUADRONS EQUIPPED	AIRCRAFT			AIRCREWS		
			Authorized	Possessed	Ready	Authorized	Formed	Ready
30 SEPTEMBER 1967								
STRATEGIC - OFFENSIVE								
<u>Bomb - Total</u>	14/43	43	633	655	643	999	935	920
B-52	/37	37	555	575	570	879	819	804
B-58	/6	6	78	80	73	120	116	116
<u>Strategic Reconnaissance - Total</u> . .	2/3	3	35	29	2	63	41	36
SR-71	/2	2	25	20	-	45	24	20
RC-135C	/1	1	10	9	9	18	17	16
<u>Air Refueling - Total</u>	42	42	615	627	613	922	934	930
RC-135	42	42	615	627	613	922	934	930
<u>Post-Attack Comd Control Sys - Total</u>	-	-	32	27	23	65	37	37
EC-135	-	-	32	27	23	65	37	37
STRATEGIC - DEFENSIVE								
<u>Fighter Interceptor - Total</u>	7/28	28	530	504	427	649	504	491
F-101B/F	/15	15	270	270	226	330	255	248
F/TF-102A s/	/1	1	26	27	20	34	28	27
F-104A/B	/1	1	24	21	19	29	23	20
F-106A/B	/11	11	210	186	162	256	198	196
<u>Abn Early Wng and Control - Total</u> . .	7	7	67	58	36	95	72	61
EC-121B/H/Q	7	7	67	58	36	95	72	61
<u>Defense System Evaluation - Total</u> . .	3	3	81	52	42	91	57	55
B/EB-57A/B/D/E	3	3	70	52	42	80	57	55
F-100C/F	-	-	11	-	-	11	-	-
GENERAL PURPOSE								
<u>Tactical Bomber - Total</u>	1/2	2	48	42	39	60	54	51
B-57B/C/E	/2	2	48	42	39	60	54	51
<u>Tactical Fighter - Total</u>	26/87	82	1,680	1,590	908	2,128	1,625	1,262
F-4C	/15	14	288	260	176	392	291	262
F-4D	/29	27	576	560	273	718	519	351
F-100D/F	/27	27	522	504	329	664	502	425
F-105D/F	/15	14	270	261	130	317	304	224
F-111A	/1	-	24	5	-	37	9	-
<u>Tactical Reconnaissance - Total</u>	6/18	17	338	294	172	418	323	242
RF-4C	/13	12	254	227	131	314	254	188
RF-101A/C	/5	5	84	67	41	104	69	54
<u>Tactical Electronic Warfare - Total</u>	5	5	75	69	55	137	116	115
C/EC-47D/H/P	3	3	47	47	40	94	79	78
EB-66B/C/E	2	2	28	22	15	43	37	37
<u>Fighter Interceptor - Total</u>	8	8	175	169	138	231	194	188
F/TF-102A s/	8	8	175	169	138	231	194	188
<u>Tactical Airlift - Total</u>	11/32	32	508	472	367	1,063	861	742
C-7A	/6	6	96	81	63	144	118	109
C-130	/26	26	412	391	304	919	743	633

DOWNGRADED AT 3 YEAR INTERVALS;
 DECLASSIFIED AFTER 12 YEARS.
 DOD DIR. 5200.10

TABLE 5 - USAF COMBAT FORCES, READINESS STATUS OF AIRCRAFT AND AIRCREWS IN SELECTED KINDS OF UNITS, BY WEAPONS SYSTEM, AT END OF QUARTER - FY 1968 (CONTINUED)

WEAPONS SYSTEM	WINGS SQUADRONS ORGANIZED	SQUADRONS EQUIPPED	AIRCRAFT			AIRCREWS		
			Authorized	Possessed	Ready	Authorized	Formed	Ready
30 SEPTEMBER 1967 (Continued)								
<u>GENERAL PURPOSE (Continued)</u>								
<u>Special Air Warfare - Total</u>	<u>19</u>	<u>19</u>	<u>370</u>	<u>341</u>	<u>254</u>	<u>542</u>	<u>463</u>	<u>424</u>
A-1E/G, UR-1F, O-2B, U-10E/D, A-26A, T-28D, A-37A, C-46D, C/AC-47A/D, C/UC-123B/K	19	19	370	341	254	542	463	424
<u>Tactical Air Control System (Southeast Asia) - Total</u>	<u>7</u>	<u>6</u>	<u>287</u>	<u>273</u>	<u>257</u>	<u>306</u>	<u>500</u>	<u>483</u>
O-1E/F/G, O-2A.	5	5	250	252	240	250	464	451
CH-3C, UR-1F.	2	1	37	21	17	56	36	32
<u>Defense Communications Planning Group - Total</u>	<u>2</u>	<u>2</u>	<u>21</u>	<u>15</u>	<u>11</u>	<u>32</u>	<u>26</u>	<u>19</u>
EC-121R	2	2	21	15	11	32	26	19
<u>Abn Command Post (CINCS) - Total</u>	<u>2</u>	<u>2</u>	<u>10</u>	<u>9</u>	<u>7</u>	<u>24</u>	<u>21</u>	<u>21</u>
EC-135A/H/P	2	2	10	9	7	24	21	21
<u>AIRLIFT</u>								
<u>Industrial Fund</u>								
<u>Military Airlift - Total</u>	<u>27</u>	<u>26</u>	<u>417</u>	<u>413</u>	<u>293</u>	<u>1,473</u>	<u>1,033</u>	<u>710</u>
C-124 b/	7	7	114	124	76	299	199	163
C-130	2	2	32	33	25	128	93	59
C-133	3	3	38	36	29	114	81	75
C-135	1	1	9	8	5	36	21	21
C-141	14	13	224	212	158	896	639	392
<u>Non-Industrial Fund</u>								
<u>Military Airlift - Total</u>	<u>2</u>	<u>2</u>	<u>32</u>	<u>32</u>	<u>27</u>	<u>40</u>	<u>32</u>	<u>32</u>
C-124	2	2	32	32	27	40	32	32
31 DECEMBER 1967								
<u>STRATEGIC - OFFENSIVE</u>								
<u>Bomb - Total</u>	<u>14/43</u>	<u>43</u>	<u>633</u>	<u>649</u>	<u>646</u>	<u>999</u>	<u>910</u>	<u>899</u>
B-52.	/37	37	555	573	570	879	790	782
B-58.	/6	6	78	76	76	120	120	117
<u>Strategic Reconnaissance - Total</u>	<u>2/3</u>	<u>3</u>	<u>35</u>	<u>27</u>	<u>27</u>	<u>48</u>	<u>45</u>	<u>40</u>
SR-71	/2	2	25	17	17	30	27	22
RC-135C	/1	1	10	10	10	18	18	18
<u>Air Refueling - Total</u>	<u>42</u>	<u>42</u>	<u>615</u>	<u>626</u>	<u>621</u>	<u>922</u>	<u>928</u>	<u>925</u>
KC-135	42	42	615	626	621	922	928	925
<u>Post-Attack Comd Control Sys - Total</u>	<u>-</u>	<u>-</u>	<u>32</u>	<u>31</u>	<u>28</u>	<u>63</u>	<u>35</u>	<u>35</u>
EC-135	-	-	32	31	28	63	35	35
<u>STRATEGIC - DEFENSIVE</u>								
<u>Fighter Interceptor - Total</u>	<u>7/28</u>	<u>28</u>	<u>530</u>	<u>494</u>	<u>422</u>	<u>649</u>	<u>511</u>	<u>493</u>
F-101B/F.	/15	15	270	257	220	330	254	244
F/TF-102A a/	/1	1	26	28	25	34	33	33
F-104A/B.	/1	1	24	20	17	29	21	19
F-106A/B.	/11	11	210	189	160	256	203	197

DOWNGRADED AT 3 YEAR INTERVALS;
DECLASSIFIED AFTER 12 YEARS.
DOD DIR. 5200.10

TABLE 5 - USAF COMBAT FORCES, READINESS STATUS OF AIRCRAFT AND AIRCREWS IN SELECTED KINDS OF UNITS, BY WEAPONS SYSTEM, AT END OF QUARTER - FY 1968 (CONTINUED)

WEAPONS SYSTEM	WINGS SQUADRONS ORGANIZED	SQUADRONS EQUIPPED	AIRCRAFT			AIRCREWS		
			Authorized	Possessed	Ready	Authorized	Formed	Ready
31 DECEMBER 1967 (Continued)								
STRATEGIC - DEFENSIVE (Continued)								
<u>Abn Early Wng and Control - Total</u>	7	7	67	62	46	25	72	56
EC-121D/H/Q	7	7	67	62	46	25	72	56
<u>Defense System Evaluation - Total</u>	3	3	81	53	48	91	51	50
B/EB-57A/B/D	3	3	70	53	48	80	51	50
F-100C/F	-	-	11	-	-	11	-	-
GENERAL PURPOSE								
<u>Tactical Bomb - Total</u>	2	2	48	46	41	60	54	52
B-57B/C/E	2	2	48	46	41	60	54	52
<u>Tactical Fighter - Total</u>	26/87	81	1,680	1,614	944	2,307	1,687	1,258
F-4C	16	14	306	244	164	423	281	229
F-4D	32	29	630	610	317	884	643	415
F-4E	1	1	18	22	-	28	19	15
F-100D/F	25	25	486	487	353	655	488	421
F-105D/F	12	12	216	243	108	280	247	169
F-111A	1	-	24	8	2	37	9	9
<u>Tactical Reconnaissance - Total</u>	6/18	18	324	302	184	404	319	246
RF-4C	14	14	252	237	145	317	259	203
RF-101A/C	4	4	72	65	39	87	60	43
<u>Tactical Electronic Warfare - Total</u>	5	5	88	67	52	156	116	112
C/EC-47D/N/P	3	3	47	42	33	94	78	74
EB-66B/C/E	2	2	41	25	19	62	38	38
<u>Fighter Interceptor - Total</u>	8	8	175	169	144	234	195	192
F/TF-102A s	8	8	175	169	144	234	195	192
<u>Tactical Airlift - Total</u>	11/32	32	508	475	383	1,063	858	789
C-7A	6	6	96	85	68	144	109	100
C-130	26	26	412	390	315	919	749	689
<u>Special Air Warfare - Total</u>	20	18	398	363	284	588	451	407
A-1E/G/H, UH-1F, O-2B, U-10B/D, A-26A, T-28D, A-37A, C-46D, C/AC-47A/D, C/UC-123B/K	20	18	398	363	284	588	451	407
<u>Tactical Air Control System (Southeast Asia) - Total</u>	7	6	324	312	277	343	533	501
O-1E/F/G, O-2A	5	5	287	292	259	287	491	468
CH-3C, UH-1F	2	1	37	20	18	56	42	33
<u>Defense Communications Planning Group - Total</u>	2	2	21	25	19	32	31	28
EC-121R	2	2	21	25	19	32	31	28
<u>Abn Command Post (CINCPAC) - Total</u>	2	2	10	9	5	24	19	17
EC-135A/H/P	2	2	10	9	5	24	19	17
AIRLIFT								
Industrial Fund								
<u>Military Airlift - Total</u>	27	26	414	427	335	1,461	1,091	792
C-124 b	7	7	114	122	91	299	204	163
C-130	2	2	32	33	25	128	105	75
C-133	3	3	38	37	30	114	79	73
C-135	1	-	6	2	2	24	-	-
C-141	14	14	224	233	187	896	703	481
Non-Industrial Fund								
<u>Military Airlift - Total</u>	2	2	32	32	23	40	34	34
C-124	2	2	32	32	23	40	34	34

DOWNGRADED AT 3 YEAR INTERVALS;
DECLASSIFIED AFTER 12 YEARS.
DOD DIR. 5200.10

TABLE 3 - USAF COMBAT FORCES, READINESS STATUS OF AIRCRAFT AND AIRCREWS IN SELECTED KINDS OF UNITS, BY WEAPONS SYSTEM, AT END OF QUARTER - FY 1968 (CONTINUED)

WEAPONS SYSTEM	WINGS SQUADRONS ORGANIZED	SQUADRONS EQUIPPED	AIRCRAFT			AIRCREWS		
			Authorized	Possessed	Ready	Authorized	Formed	Ready
31 MARCH 1968								
STRATEGIC - OFFENSIVE								
<u>Bomb - Total</u>	14/42	41	618	626	620	972	879	867
B-52	/36	35	540	557	553	852	765	753
B-58	/6	6	78	69	67	120	114	114
<u>Strategic Reconnaissance - Total</u> . .	2/3	3	35	27	27	48	44	41
SR-71	/2	2	25	18	18	30	26	23
RC-135C	/1	1	10	9	9	18	18	18
<u>Air Refueling - Total</u>	42	42	615	621	614	922	908	905
RC-135	42	42	615	621	614	922	908	905
<u>Post-Attack Comd Control Sys - Total</u>	-	-	32	28	27	64	41	41
EC-135	-	-	32	28	27	64	41	41
STRATEGIC - DEFENSIVE								
<u>Fighter Interceptor - Total</u>	7/28	26	530	467	368	649	480	456
F-101B/F	/15	13	270	232	188	330	216	205
F/TF-102A a/	/1	1	26	28	24	34	31	31
F-104A/B	/1	1	24	21	16	29	25	20
F-106A/B	/11	11	210	186	140	256	208	200
<u>Abn Early Wng and Control - Total</u> . .	7	7	67	56	43	95	67	56
EC-121D/H/Q	7	7	67	56	43	95	67	56
<u>Defense System Evaluation - Total</u> . .	3	3	81	54	40	92	55	54
B/EB-57A/B/D	3	3	70	54	40	81	55	54
F-100C/F	-	-	11	-	-	11	-	-
GENERAL PURPOSE								
<u>Tactical Bomb - Total</u>	1/1	1	36	45	38	45	56	56
B-57B/C/E	/1	1	36	45	38	45	56	56
<u>Tactical Fighter - Total</u>	28/94	90	1,880	1,808	1,119	2,457	2,074	1,538
F-4C	/14	12	270	217	149	365	284	204
F-4D	/32	31	648	621	352	879	675	467
F-4E	/3	2	54	53	11	69	65	35
F-100C/D/F	/33	33	686	653	488	857	778	654
F-105B/D/F	/11	11	198	249	107	257	263	169
F-111A	/1	1	24	15	12	30	9	9
<u>Tactical Reconnaissance - Total</u> . . .	7/21	21	378	342	201	465	415	345
RF-4C	/14	14	252	224	118	309	262	217
RF-101C/D/B	/7	7	126	118	83	156	153	128
<u>Tactical Electronic Warfare - Total</u>	5	5	88	76	58	156	126	124
C/EC-47B/H/P	3	3	47	44	35	94	75	73
EB-66B/C/E	2	2	41	32	23	62	51	51
<u>Fighter Interceptor - Total</u>	8	8	175	175	153	234	202	195
F/TF-102A a/	8	8	175	175	153	234	202	195
<u>Tactical Airlift - Total</u>	10/31	30	492	437	338	1,023	906	760
C-7A	/6	6	96	79	61	144	127	120
C-130	/25	24	396	358	277	879	779	640

DOWNGRADED AT 3 YEAR INTERVALS;
DECLASSIFIED AFTER 12 YEARS.
DOD DIR. 5200.10

TABLE 5 - USAF COMBAT FORCES, READINESS STATUS OF AIRCRAFT AND AIRCREWS IN SELECTED KINDS OF UNITS, BY WEAPONS SYSTEM, AT END OF QUARTER - FY 1968 (CONTINUED)

WEAPONS SYSTEM	WINGS SQUADRONS ORGANIZED	SQUADRONS EQUIPPED	AIRCRAFT			AIRCREWS		
			Authorized	Possessed	Ready	Authorized	Formed	Ready
31 MARCH 1968 (Continued)								
<u>GENERAL PURPOSE (Continued)</u>								
<u>Special Air Warfare - Total</u>	21	19	402	374	322	597	458	406
A-1E/G/H, UR-1F, O-2B, U-10B/D, A-26A, T-28D, A-37A, C-46D, C/AC-47A/D, C/UC-123B/K, C/AC-130E	21	19	402	374	322	597	458	406
<u>Tactical Air Control System (Southeast Asia) - Total</u>	8	7	343	338	298	372	561	539
O-1E/F/G, O-2A	5	5	299	312	278	299	515	496
CH-3E, UR-1F	2	2	37	26	20	52	46	43
C-130E	1	-	7	-	-	21	-	-
<u>Defense Communications Planning Group - Total</u>	2	2	21	25	21	32	31	30
EC-121R	2	2	21	25	21	32	31	30
<u>Abn Command Post (CINCS) - Total</u>	2	2	10	9	7	24	23	22
EC-135A/H/P	2	2	10	9	7	24	23	22
<u>AIRLIFT</u>								
<u>Industrial Fund</u>								
<u>Military Airlift - Total</u>	31	31	448	459	370	1,517	1,207	947
C-124 b/	12	12	154	161	123	379	288	249
C-130	2	2	32	32	24	128	105	76
C-133	3	3	38	34	25	114	75	70
C-141	14	14	224	232	198	896	739	552
<u>Non-Industrial Fund</u>								
<u>Military Airlift - Total</u>	2	2	32	32	25	40	34	33
C-124	2	2	32	32	25	40	34	33
30 JUNE 1968								
<u>STRATEGIC - OFFENSIVE</u>								
<u>Bomb - Total</u>	13/40	40	588	636	633	926	861	852
B-52	34	34	510	568	565	806	745	736
B-58	6	6	78	68	68	120	116	116
<u>Strategic Reconnaissance - Total</u>	2/3	3	35	25	25	48	42	42
SR-71	2	2	25	17	17	30	24	24
RC-135C	1	1	10	8	8	18	18	18
<u>Air Refueling - Total</u>	41	41	615	619	613	923	902	888
KC-135	41	41	615	619	613	923	902	888
<u>Post-Attack Comd Control Sys - Total</u>	-	-	32	28	28	64	61	60
EC-135	-	-	32	28	28	64	61	60

DOWNGRADED AT 3 YEAR INTERVALS;
 DECLASSIFIED AFTER 12 YEARS.
 DOD DIR. 5200.10

TABLE 5 - USAF COMBAT FORCES, READINESS STATUS OF AIRCRAFT AND AIRCREWS IN SELECTED KINDS OF UNITS, BY WEAPONS SYSTEM, AT END OF QUARTER - FY 1968 (CONTINUED)

WEAPONS SYSTEM	WINGS SQUADRONS ORGANIZED	SQUADRONS EQUIPPED	AIRCRAFT			AIRCREWS		
			Authorized	Possessed	Ready	Authorized	Formed	Ready
30 JUNE 1968 (Continued)								
STRATEGIC - DEFENSIVE								
<u>Fighter Interceptor - Total</u>	<u>6/26</u>	<u>24</u>	<u>494</u>	<u>442</u>	<u>366</u>	<u>605</u>	<u>436</u>	<u>419</u>
F-101B/F.	/13	11	234	199	171	286	177	172
F/TF-102A a/	/1	1	26	28	26	34	27	27
F-104A/B.	/1	1	24	22	18	29	25	24
F-106A/B.	/11	11	210	193	151	256	207	196
<u>Abn Early Wng and Control - Total</u>	<u>7</u>	<u>7</u>	<u>67</u>	<u>55</u>	<u>35</u>	<u>95</u>	<u>65</u>	<u>48</u>
EC-121D/H/Q.	7	7	67	55	35	95	65	48
<u>Defense System Evaluation - Total</u>	<u>3</u>	<u>3</u>	<u>81</u>	<u>66</u>	<u>59</u>	<u>92</u>	<u>68</u>	<u>64</u>
E/EB-57A/B/C/D/E.	3	3	70	57	51	81	60	57
F-100C/F.	-	-	11	9	8	11	8	7
GENERAL PURPOSE								
<u>Tactical Bomb - Total</u>	<u>/1</u>	<u>1</u>	<u>32</u>	<u>44</u>	<u>38</u>	<u>40</u>	<u>56</u>	<u>56</u>
B-57B/C/E.	/1	1	32	44	38	40	56	56
<u>Tactical Fighter - Total</u>	<u>29/94</u>	<u>92</u>	<u>1,858</u>	<u>1,855</u>	<u>1,454</u>	<u>2,439</u>	<u>2,093</u>	<u>1,497</u>
F-4C.	/14	14	270	242	190	365	293	213
F-4D.	/29	29	594	612	485	808	699	521
F-4E.	/5	5	90	107	50	121	72	52
F-86H.	/2	2	50	54	51	62	62	-
F-100C/D/F.	/32	32	626	623	523	784	725	524
F-105B/D/F.	/10	10	180	212	151	239	235	180
F-111A.	/2	-	48	5	4	60	7	7
<u>Tactical Reconnaissance - Total</u>	<u>6/22</u>	<u>21</u>	<u>396</u>	<u>359</u>	<u>262</u>	<u>480</u>	<u>395</u>	<u>322</u>
RF-4C.	/15	14	270	250	193	324	242	211
RF-101A/C/G/H.	/7	7	126	109	69	156	153	111
<u>Tactical Electronic Warfare - Total</u>	<u>5</u>	<u>5</u>	<u>88</u>	<u>87</u>	<u>64</u>	<u>156</u>	<u>138</u>	<u>136</u>
C/EC-47D/H/P.	3	3	47	48	40	94	89	89
EB-66B/C/E.	2	2	41	39	24	62	49	47
<u>Fighter Interceptor - Total</u>	<u>8</u>	<u>8</u>	<u>175</u>	<u>174</u>	<u>144</u>	<u>234</u>	<u>170</u>	<u>166</u>
F/TF-102A a/	8	8	175	174	144	234	170	166
<u>Tactical Airlift - Total</u>	<u>11/31</u>	<u>31</u>	<u>492</u>	<u>456</u>	<u>360</u>	<u>1,026</u>	<u>842</u>	<u>725</u>
C-7A.	/6	6	96	84	76	144	129	126
C-130.	/25	25	396	372	284	882	713	599
<u>Special Air Warfare - Total</u>	<u>22</u>	<u>22</u>	<u>400</u>	<u>401</u>	<u>335</u>	<u>594</u>	<u>486</u>	<u>439</u>
A-1E/G/H/J, UH-1F, O-2B, CH-3E, U-10B/D, H-19B, A-26A, T-28D, C-46D, C/AC-47A/D, C-119G, C/AC-130E, C/UC-123B/K	22	22	400	401	335	594	486	439
<u>Tactical Air Control System (Southeast Asia) - Total</u>	<u>8</u>	<u>8</u>	<u>347</u>	<u>324</u>	<u>284</u>	<u>377</u>	<u>555</u>	<u>549</u>
O-1E/F/G, O-2A.	5	5	297	284	256	297	496	494
CH-3E, UH-1F.	2	2	43	34	24	59	50	46
C-130E.	1	1	7	6	4	21	9	9
<u>Defense Communications Planning Group - Total</u>	<u>2</u>	<u>2</u>	<u>21</u>	<u>25</u>	<u>21</u>	<u>32</u>	<u>30</u>	<u>30</u>
EC-121R.	2	2	21	25	21	32	30	30
<u>Abn Command Post (CINCS) - Total</u>	<u>2</u>	<u>2</u>	<u>10</u>	<u>9</u>	<u>8</u>	<u>24</u>	<u>23</u>	<u>23</u>
EC-135A/H/F.	2	2	10	9	8	24	23	23

DOWNGRADED AT 3 YEAR INTERVALS;
DECLASSIFIED AFTER 12 YEARS.
DOD DIR. 5200.10

TABLE 5 - USAF COMBAT FORCES, READINESS STATUS OF AIRCRAFT AND AIRCREWS IN SELECTED KINDS OF UNITS, BY WEAPONS SYSTEM, AT END OF QUARTER - FY 1968 (CONTINUED)

WEAPONS SYSTEM	WINGS SQUADRONS ORGANIZED	SQUADRONS EQUIPPED	AIRCRAFT			AIRCREWS		
			Authorized	Possessed	Ready	Authorized	Formed	Ready
30 JUNE 1968 (Continued)								
<u>AIRLIFT</u>								
<u>Industrial Fund</u>								
<u>Military Airlift - Total</u>	<u>30</u>	<u>30</u>	<u>432</u>	<u>442</u>	<u>372</u>	<u>1,493</u>	<u>1,170</u>	<u>998</u>
C-124 <u>b/</u>	11	11	138	135	108	355	293	243
C-130	2	2	32	32	26	128	91	85
C-133	3	3	38	35	31	114	70	65
C-141	14	14	224	240	207	896	716	605
<u>Non-Industrial Fund</u>								
<u>Military Airlift - Total</u>	<u>2</u>	<u>2</u>	<u>32</u>	<u>32</u>	<u>26</u>	<u>40</u>	<u>33</u>	<u>33</u>
C-124	2	2	32	32	26	40	33	33

a/ Fighter Interceptor, F/TF-102A, in PACAF, USAFE and Iceland included in General Purpose Forces.
b/ Includes one special squadron.

Source: Data Applications Division, Data Services Center, Comptroller of the Air Force

DOWNGRADED AT 3 YEAR INTERVALS;
DECLASSIFIED AFTER 12 YEARS.
DOD DIR. 5200.10

TABLE 6 - USAF COMBAT FORCES, READINESS STATUS OF MISSILES, BY WEAPONS SYSTEM,
AT END OF QUARTER - FY 1968

WEAPONS SYSTEM	SQUADRONS ORGANIZED	SQUADRONS OPERATIONAL	LAUNCHERS AUTHORIZED	MISSILES		LAUNCH CREWS		
				Possessed	Ready	Authorized	Formed	Ready
30 SEPTEMBER 1967								
<u>STRATEGIC - OFFENSIVE</u>								
<u>Strategic Missile - Total</u>	<u>26</u>	<u>26</u>	<u>1,054</u>	<u>923</u>	<u>926</u>			Reporting not required
LGM-25C	6	6	54	60	50			
LGM-30A a/.	3	3	150	88	87			
LGM-30B a/.	10	10	500	528	518			
LGM-30F	7	7	350	317	281			
<u>STRATEGIC - DEFENSIVE</u>								
<u>Air Defense Missile - Total</u>	<u>6</u>	<u>6</u>	<u>168</u>	<u>169</u>	<u>159</u>			Not applicable
CIM-10B	6	6	168	169	159			
<u>GENERAL PURPOSE</u>								
<u>Tactical Missile - Total</u>	<u>2</u>	<u>2</u>	<u>48</u>	<u>55</u>	<u>46</u>			Reporting not required
CGM-13B	2	2	48	55	46			
31 DECEMBER 1967								
<u>STRATEGIC - OFFENSIVE</u>								
<u>Strategic Missile - Total</u>	<u>26</u>	<u>26</u>	<u>1,054</u>	<u>995</u>	<u>947</u>			Reporting not required
LGM-25C	6	6	54	59	54			
LGM-30A	3	3	150	77	65			
LGM-30B	10	10	500	515	498			
LGM-30F	7	7	350	344	330			
<u>STRATEGIC - DEFENSIVE</u>								
<u>Air Defense Missile - Total</u>	<u>6</u>	<u>6</u>	<u>168</u>	<u>167</u>	<u>157</u>			Not applicable
CIM-10B	6	6	168	167	157			
<u>GENERAL PURPOSE</u>								
<u>Tactical Missile - Total</u>	<u>2</u>	<u>2</u>	<u>48</u>	<u>55</u>	<u>46</u>			Reporting not required
CGM-13B	2	2	48	55	46			

DOWNGRADED AT 3 YEAR INTERVALS;
DECLASSIFIED AFTER 12 YEARS.
DOD DIR. 5200.10

TABLE 6 - USAF COMBAT FORCES, READINESS STATUS OF MISSILES, BY WEAPONS SYSTEM, AT END OF QUARTER - FY 1968 (CONTINUED)

WEAPONS SYSTEM	SQUADRONS ORGANIZED	SQUADRONS OPERATIONAL	LAUNCHERS AUTHORIZED	MISSILES		LAUNCH CREWS		
				Possessed	Ready	Authorized	Formed	Ready
31 MARCH 1968								
<u>STRATEGIC - OFFENSIVE</u>								
<u>Strategic Missile - Total</u>	<u>26</u>	<u>26</u>	<u>1,054</u>	<u>1,001</u>	<u>963</u>			
LGM-25C	6	6	54	58	53			Reporting not required
LGM-30A	2	2	100	62	59			
LGM-30B	10	10	500	509	500			
LGM-30F	8	8	400	372	351			
<u>STRATEGIC - DEFENSIVE</u>								
<u>Air Defense Missile - Total</u>	<u>6</u>	<u>6</u>	<u>166</u>	<u>165</u>	<u>154</u>			Not applicable
CIM-10B	6	6	166	165	154			
<u>GENERAL PURPOSE</u>								
<u>Tactical Missile - Total</u>	<u>2</u>	<u>2</u>	<u>48</u>	<u>55</u>	<u>46</u>			Reporting not required
CGM-13B	2	2	48	55	46			
30 JUNE 1968								
<u>STRATEGIC - OFFENSIVE</u>								
<u>Strategic Missile - Total</u>	<u>26</u>	<u>26</u>	<u>1,054</u>	<u>1,006</u>	<u>986</u>	<u>885</u>	<u>820</u>	<u>796</u>
LGM-25C	6	6	54	59	54	285	264	264
LGM-30A	2	2	100	51	51	60	53	42
LGM-30B	10	10	500	504	498	302	295	282
LGM-30F	8	8	400	392	383	238	208	208
<u>STRATEGIC - DEFENSIVE</u>								
<u>Air Defense Missile - Total</u>	<u>6</u>	<u>6</u>	<u>163</u>	<u>163</u>	<u>153</u>			Not applicable
CIM-10B	6	6	163	163	153			
<u>GENERAL PURPOSE</u>								
<u>Tactical Missile - Total</u>	<u>2</u>	<u>2</u>	<u>48</u>	<u>55</u>	<u>48</u>	<u>60</u>	<u>54</u>	<u>49</u>
CGM-13B	2	2	48	55	48	60	54	49

a/ Missiles Ready column for LGM-30B exceeds number of authorized LGM-30B launchers due to LGM-30B missiles possessed by squadrons authorized LGM-30A.

Source: Data Applications Division, Data Services Center, Comptroller of the Air Force.

DOWNGRADED AT 3 YEAR INTERVALS;
 DECLASSIFIED AFTER 12 YEARS.
 DOD DIR. 5200.10

**TABLE 7 - READINESS RATINGS OF USAF COMBAT FORCES BY KIND OF UNIT
SEMIANNUALLY - FY. 1968**

KIND OF UNIT	31 DECEMBER 1967					30 JUNE 1968				
	TOTAL	C-1	C-2	C-3	C-4	TOTAL	C-1	C-2	C-3	C-4
<u>STRATEGIC - OFFENSIVE</u>										
Bomb, Heavy	12/37	31	6	-	-	11/34	30	4	-	-
Bomb, Medium.	2/6	-	6	-	-	2/6	-	6	-	-
Strategic Reconnaissance.	2/3	1	-	2	-	2/3	-	2	1	-
Air Refueling	42	42	-	-	-	41	40	-	1	-
Strategic Missile	26	22	4	-	-	26	26	-	-	-
<u>STRATEGIC - DEFENSIVE</u>										
Fighter Interceptor a/	7/28	1	21	6	-	6/26	1	16	7	2
Airborne Early Warning and Control.	7	-	2	2	3	7	-	1	2	4
Air Defense Missile	6	6	-	-	-	6	6	-	-	-
<u>GENERAL PURPOSE</u>										
Tactical Bomb	/2	1	1	-	-	/1	1	-	-	-
Tactical Fighter.	26/87	16	25	13	33	29/94	26	23	15	30
Tactical Reconnaissance	6/18	5	3	3	7	6/22	6	6	-	10
Tactical Electronic Warfare	5	-	3	1	1	5	1	2	2	-
Fighter Interceptor a/	8	3	5	-	-	8	2	2	4	-
Tactical Airlift	11/32	5	12	11	4	11/31	8	10	5	8
Special Air Warfare	20	3	7	6	4	22	5	8	5	4
Tactical Air Control System (Southeast Asia).	7	2	2	2	1	8	1	2	3	2
Tactical Air Control System (Other)	2	-	-	-	2	2	-	-	-	2
Defense Communications Planning Group	2	2	-	-	-	2	2	-	-	-
Airborne Command Post (CINCS)	2	-	1	1	-	2	2	-	-	-
Tactical Missile.	2	2	-	-	-	2	2	-	-	-
<u>INTELLIGENCE AND COMMUNICATIONS</u>										
Mapping, Charting and Geodesy	2	-	-	1	1	2	-	-	1	1
Weather Service	6	1	4	1	-	6	1	2	3	-
Aerospace Rescue/Recovery	14	2	2	2	8	16	4	3	6	3
National Emergency Airborne Command Post.	1	1	-	-	-	1	-	1	-	-
<u>AIRLIFT</u>										
<u>Industrial Fund</u>										
Military Airlift b/	27	-	3	14	10	30	-	15	11	4
<u>Non-Industrial Fund</u>										
Military Airlift	2	1	1	-	-	2	1	1	-	-

C R I T E R I A

- C-1 - FULLY COMBAT READY.** A unit fully capable of performing the mission(s) for which it is organized or designed.
- C-2 - SUBSTANTIALLY COMBAT READY.** A unit capable of performing the mission(s) for which it is organized or designed, but having minor deficiencies that could reduce its effectiveness or its ability to conduct sustained operations.
- C-3 - MARGINALLY COMBAT READY.** A unit with major deficiencies of such magnitude as to severely limit its capability to perform the mission(s) for which it is organized or designed, but capable of conducting limited operations for a limited period.
- C-4 - NOT COMBAT READY.** A unit not capable of performing the mission(s) for which it is organized or designed.

DOWNGRADED AT 3 YEAR INTERVALS;
DECLASSIFIED AFTER 12 YEARS.
DOD DIR. 5200.10

TABLE 7 - READINESS RATINGS OF USAF COMBAT FORCES BY KIND OF UNIT
SEMIANNUALLY - FY 1968 (CONTINUED)

C R I T E R I A (Continued)

MINIMUM PERCENTAGES OF AUTHORIZED REQUIRED FOR EACH C-RATING

<u>Missile Units</u>					<u>Aircraft Units</u>				
<u>Air Defense and Tactical</u>									
	Percentage					Percentage			
	<u>C-1</u>	<u>C-2</u>	<u>C-3</u>	<u>C-4</u>		<u>C-1</u>	<u>C-2</u>	<u>C-3</u>	<u>C-4</u>
Missiles Ready	85	75	55		Aircraft Possessed	85	75	55	
Possessed Missiles, Launchers and Operational Ground Equipment	90	80	60	Lower					Lower
Launch Crews Ready	80	60	50	Per-	Aircraft Ready	71	51	40	Per-
Personnel Assigned	90	80	70	cent-					cent-
				age					age
<u>Strategic</u>				than	Aircrews Ready	85	70	55	than
Missiles Ready	80	60	35						
Possessed Missiles, Launchers and Operational Ground Equipment	80	65	35	C-3	Personnel Assigned	90	80	70	C-3
Launch Crews Ready	80	80	60						
Personnel Assigned	90	80	70						

a/ Fighter Interceptor, F/TF-102A, in PACAF, USAFE and Iceland included in General Purpose Forces.

b/ Includes one special squadron.

Source: Data Applications Division, Data Services Center, Comptroller of the Air Force.

DOWNGRADED AT 3 YEAR INTERVALS;
DECLASSIFIED AFTER 12 YEARS.
DOD DIR. 5200.10

TABLE 8 - USAF COMBAT FORCES, READINESS STATUS OF AIRCRAFT AND AIRCREWS IN SOUTHEAST ASIA BY WEAPONS SYSTEM, AT END OF QUARTER - FY 1968

(Table includes units in South Vietnam and Thailand, the only two countries on the Southeast Asia mainland in which the USAF had combat units located on the dates shown. Data includes units on rotation from CONUS and other PAF areas, and units permanently stationed in the two countries. Some units are composites made up of aircraft from more than one unit.)

WEAPONS SYSTEM	COMMAND OF ASSIGNMENT	SQUADRONS ORGANIZED	AIRCRAFT		AIRCREWS	
			Possessed	Ready	Formed	Ready
30 SEPTEMBER 1967						
<u>STRATEGIC - OFFENSIVE</u>						
<u>Bomb - Total</u>		1	15	15	29	29
B-52D	SAC	1	15	15	29	29
<u>Air Refueling - Total</u>		3	43	43	71	71
KC-135A	SAC	3	43	43	71	71
<u>Post-Attack Command Control System - Total</u>		-	4	4	4	4
EC-135A	SAC	-	4	4	4	4
<u>STRATEGIC - DEFENSIVE</u>						
<u>Airborne Early Warning and Control - Total</u>		1	6	6	11	11
EC-121D	ADC	1	6	6	11	11
<u>GENERAL PURPOSE</u>						
<u>Tactical Bomb - Total</u>		1	20	20	25	25
B-97B	PAF	1	20	20	25	25
<u>Tactical Fighter - Total</u>		29	524	375	652	633
F-4C	PAF	9	165	119	210	199
F-4D	PAF	2	36	29	49	46
F-100D/F	PAF	11	193	136	232	227
F-105D/F	PAF	7	130	91	161	161
<u>Tactical Reconnaissance - Total</u>		5	85	64	119	114
RF-4C	PAF	3	59	41	82	79
RF-101C	PAF	2	26	23	37	35
<u>Tactical Electronic Warfare - Total</u>		5	69	55	116	115
C/EC-47D/N/P	PAF	3	47	40	79	78
EB-66B/C/E	PAF	2	22	15	37	37
<u>Fighter Interceptor - Total</u>		1	27	27	37	37
F/TF-102A	PAF	1	27	27	37	37
<u>Tactical Airlift - Total</u>		11	164	143	247	238
C-7A	PAF	6	81	63	118	109
C-130A	PAF	2	30	30	48	48
C-130B	PAF	2	29	26	38	38
C-130E	PAF	1	24	24	43	43
<u>Special Air Warfare - Total</u>		13	243	199	350	333
A-1E/G, O-2B, U-10B/D, A-26A, T-28D, A-37A, C/AC-47A/D, C/UC-123B/K	PAF	13	243	199	350	333
<u>Tactical Air Control System (S.E. Asia) - Total</u>		6	273	257	500	483
O-1E/F/G, UH-1F, O-2A, CH-3C	PAF	6	273	257	500	483
<u>INTELLIGENCE AND COMMUNICATIONS</u>						
<u>Aerospace Rescue/Recovery - Total</u>		3	57	40	70	64
HH-3E, HH-43B/F, HH-53B, HC-130P	MTC	3	57	40	70	64

DOWNGRADED AT 3 YEAR INTERVALS;
DECLASSIFIED AFTER 12 YEARS.
DOD DIR. 5200.10

TABLE 8 - USAF COMBAT FORCES, READINESS STATUS OF AIRCRAFT AND AIRCREWS IN SOUTHEAST ASIA BY WEAPONS SYSTEM, AT END OF QUARTER - FY 1968 (CONTINUED)

WEAPONS SYSTEM	COMMAND OF ASSIGNMENT	SQUADRONS ORGANIZED	AIRCRAFT		AIRCREWS	
			Possessed	Ready	Formed	Ready
31 DECEMBER 1967						
STRATEGIC - OFFENSIVE						
<u>Bomb - Total</u>		<u>1</u>	<u>15</u>	<u>15</u>	<u>29</u>	<u>29</u>
B-52D	SAC	1	15	15	29	29
<u>Air Refueling - Total</u>		<u>3</u>	<u>38</u>	<u>38</u>	<u>67</u>	<u>67</u>
KC-135A	SAC	3	38	38	67	67
<u>Post-Attack Command Control System - Total</u>		<u>-</u>	<u>2</u>	<u>2</u>	<u>2</u>	<u>2</u>
EC-135A	SAC	-	2	2	2	2
STRATEGIC - DEFENSIVE						
<u>Airborne Early Warning and Control - Total</u>		<u>1</u>	<u>6</u>	<u>4</u>	<u>7</u>	<u>7</u>
EC-121D	ADC	1	6	4	7	7
GENERAL PURPOSE						
<u>Tactical Bomb - Total</u>		<u>1</u>	<u>23</u>	<u>22</u>	<u>29</u>	<u>29</u>
B-57B	PAF	1	23	22	29	29
<u>Tactical Fighter - Total</u>		<u>29</u>	<u>519</u>	<u>400</u>	<u>659</u>	<u>652</u>
F-4C	PAF	7	115	86	167	166
F-4D	PAF	5	100	73	127	127
F-100D/F	PAF	11	197	166	235	229
F-105D/F	PAF	6	107	75	130	130
<u>Tactical Reconnaissance - Total</u>		<u>5</u>	<u>90</u>	<u>73</u>	<u>135</u>	<u>128</u>
RF-4C	PAF	4	73	60	112	105
RF-101C	PAF	1	17	13	23	23
<u>Tactical Electronic Warfare - Total</u>		<u>5</u>	<u>67</u>	<u>52</u>	<u>116</u>	<u>112</u>
C/EC-47D/R/P	PAF	3	42	33	78	74
EB-66B/C/E	PAF	2	25	19	38	38
<u>Fighter Interceptor - Total</u>		<u>1</u>	<u>22</u>	<u>22</u>	<u>32</u>	<u>32</u>
F/TF-102A	PAF	1	22	22	32	32
<u>Tactical Airlift - Total</u>		<u>12</u>	<u>171</u>	<u>153</u>	<u>251</u>	<u>242</u>
C-7A	PAF	6	85	68	109	100
C-130A	PAF	2	32	32	48	48
C-130B	PAF	2	25	24	40	40
C-130E	PAF	2	29	29	54	54
<u>Special Air Warfare - Total</u>		<u>14</u>	<u>250</u>	<u>209</u>	<u>347</u>	<u>325</u>
A-1E/G/H, O-2B, U-10B/D, A-26A, T-28D, A-37A, C/AC-47A/D, C/UC-123B/K	PAF	14	250	209	347	325
<u>Tactical Air Control System (S. E. Asia) - Total</u>		<u>7</u>	<u>312</u>	<u>277</u>	<u>533</u>	<u>501</u>
O-1E/F/G, UH-1F, O-2A, CH-3C	PAF	7	312	277	533	501
<u>Defense Communications Planning Group - Total</u>		<u>2</u>	<u>25</u>	<u>19</u>	<u>31</u>	<u>28</u>
EC-121R	PAF	2	25	19	31	28
INTELLIGENCE AND COMMUNICATIONS						
<u>Aerospace Rescue/Recovery - Total</u>		<u>3</u>	<u>58</u>	<u>45</u>	<u>77</u>	<u>76</u>
HH-3E, HH-43B/F, HH-53B, HC-130P	MTC	3	58	45	77	76

DOWNGRADED AT 3 YEAR INTERVALS;
DECLASSIFIED AFTER 12 YEARS.
DOD DIR. 5200.10

TABLE 8 - USAF COMBAT FORCES, READINESS STATUS OF AIRCRAFT AND AIRCREWS IN SOUTHEAST ASIA
BY WEAPONS SYSTEM, AT END OF QUARTER - FY 1968 (CONTINUED)

WEAPONS SYSTEM	COMMAND OF ASSIGNMENT	SQUADRONS ORGANIZED	AIRCRAFT		AIRCREWS	
			Possessed	Ready	Formed	Ready
31 MARCH 1968						
<u>STRATEGIC - OFFENSIVE</u>						
<u>Bomb - Total</u>		1	20	20	34	34
B-52D	SAC	1	20	20	34	34
<u>Air Refueling - Total</u>		2	37	37	59	59
KC-135A	SAC	2	37	37	59	59
<u>STRATEGIC - DEFENSIVE</u>						
<u>Airborne Early Warning and Control - Total</u>		1	6	4	7	7
EC-121D	ADC	1	6	4	7	7
<u>GENERAL PURPOSE</u>						
<u>Tactical Bomb - Total</u>		1	24	21	35	35
B-57B	PAF	1	24	21	35	35
<u>Tactical Fighter - Total</u>		30	509	387	675	650
F-4C	PAF	4	57	42	99	90
F-4D	PAF	8	137	98	185	177
F-100D/F	PAF	11	189	151	216	213
F-100D/F	TAC	1	16	14	26	21
F-105D/F	PAF	6	104	79	140	140
F-111A	TAC	-	6	3	9	9
<u>Tactical Reconnaissance - Total</u>		5	79	60	141	136
RF-4C	PAF	4	61	49	118	114
RF-101C	PAF	1	18	11	23	22
<u>Tactical Electronic Warfare - Total</u>		5	70	53	118	116
C/EC-47D/N/P	PAF	3	44	35	75	73
EB-66B/C/E	PAF	2	26	18	43	43
<u>Fighter Interceptor - Total</u>		1	24	24	35	35
F/TF-102A	PAF	1	24	24	35	35
<u>Tactical Airlift - Total</u>		14	202	183	325	316
C-7A	PAF	6	79	61	127	120
C-130A	PAF	2	32	32	51	51
C-130B	PAF	2	27	26	46	46
C-130E	PAF	2	26	26	54	52
C-130E	TAC	2	38	38	47	47
<u>Special Air Warfare - Total</u>		16	270	242	359	333
A-1E/G/H, O-2B, U-10B/D, A-26A, T-28D, A-37A, C/AC-47A/D, C/UC-123B/K, C/AC-130A/E	PAF	16	270	242	359	333
<u>Tactical Air Control System (S.E. Asia) - Total</u>		8	338	298	561	539
O-1E/F/G, UH-1F, O-2A, CH-3E, C-130E	PAF	8	338	298	561	539
<u>Defense Communications Planning Group - Total</u>		2	25	21	31	30
EC-121R	PAF	2	25	21	31	30
<u>INTELLIGENCE AND COMMUNICATIONS</u>						
<u>Aerospace Rescue/Recovery - Total</u>		4	63	46	83	82
HH-3E, HH-43B/F, HH-53B, HC-130P	MTC	4	63	46	83	82

DOWNGRADED AT 3 YEAR INTERVALS;
DECLASSIFIED AFTER 12 YEARS.
DOD DIR. 5200.10

TABLE 8 - USAF COMBAT FORCES, READINESS STATUS OF AIRCRAFT AND AIRCREWS IN SOUTHEAST ASIA
BY WEAPONS SYSTEM, AT END OF QUARTER - FY 1968 (CONTINUED)

WEAPONS SYSTEM	COMMAND OF ASSIGNMENT	SQUADRONS ORGANIZED	AIRCRAFT		AIRCREWS	
			Possessed	Ready	Formed	Ready
30 JUNE 1968						
<u>STRATEGIC - OFFENSIVE</u>						
<u>Bomb - Total</u>		2	28	28	39	39
B-52D	SAC	2	28	28	39	39
<u>Air Refueling - Total</u>		2	39	39	65	65
KC-135A	SAC	2	34	34	56	56
KC-135Q	SAC	-	5	5	9	9
<u>STRATEGIC - DEFENSIVE</u>						
<u>Airborne Early Warning and Control - Total</u>		1	6	-	-	-
EC-121D	ADC	1	6	-	-	-
<u>GENERAL PURPOSE</u>						
<u>Tactical Bomb - Total</u>		1	24	20	36	36
B-57B	PAF	1	24	20	36	36
<u>Tactical Fighter - Total</u>		34	604	475	862	793
F-4C	PAF	3	47	39	92	83
F-4D	PAF	9	171	135	251	238
F-100C/D/F	PAF	16	273	225	362	315
F-105D/F	PAF	6	108	72	150	150
F-111A	TAC	-	5	4	7	7
<u>Tactical Reconnaissance - Total</u>		5	91	74	133	129
RF-4C	PAF	4	75	62	110	106
RF-101C	PAF	1	16	12	23	23
<u>Tactical Electronic Warfare - Total</u>		5	83	60	132	130
C/EC-47D/N/P	PAF	3	48	40	89	89
EB-66B/C/E	PAF	2	35	20	43	41
<u>Fighter Interceptor - Total</u>		1	22	22	28	28
F/TF-102A	PAF	1	22	22	28	28
<u>Tactical Airlift - Total</u>		12	178	169	285	282
C-7A	PAF	6	84	76	129	128
C-130A	PAF	2	27	27	46	46
C-130B	PAF	2	27	26	40	40
C-130E	PAF	1	22	22	40	40
C-130E	TAC	1	18	18	30	30
<u>Special Air Warfare - Total</u>		16	279	243	381	349
A-1E/G/H/J, O-2B, U-10B/D, A-26A, T-28D, A-37A, C/AC-47A/D, C/UC-123B/K, C/AC-130A/E	PAF	16	279	243	381	349
<u>Tactical Air Control System (S.E. Asia) - Total</u>		8	324	284	555	549
O-1E/F/G, UH-1F, O-2A, CH-3E, OV-10, C-130E	PAF	8	324	284	555	549
<u>Defense Communications Planning Group - Total</u>		2	25	21	30	30
EC-121R	PAF	2	25	21	30	30

DOWNGRADED AT 3 YEAR INTERVALS;
DECLASSIFIED AFTER 12 YEARS.
DOD DIR. 5200.10

TABLE 8 - USAF COMBAT FORCES, READINESS STATUS OF AIRCRAFT AND AIRCREWS IN SOUTHEAST ASIA
BY WEAPONS SYSTEM, AT END OF QUARTER - FY 1968 (CONTINUED)

WEAPONS SYSTEM	COMMAND OF ASSIGNMENT	SQUADRONS ORGANIZED	AIRCRAFT		AIRCREWS	
			Possessed	Ready	Formed	Ready
30 JUNE 1968 (Continued)						
<u>INTELLIGENCE AND COMMUNICATIONS</u>						
<u>Mapping, Charting and Geodesy - Total</u>		-	3	3	3	3
RC-130A	MTC	-	3	3	3	3
<u>Weather Service - Total</u>		-	2	2	2	2
WC-130A	MTC	-	2	2	3	3
<u>Aerospace Rescue/Recovery - Total</u>		4	65	56	73	73
HH-3E, HH-43B/F, HH-53B, HC-130P.	MTC	4	65	56	73	73

Source: Data Applications Division, Data Services Center, Comptroller of the Air Force.

DOWNGRADED AT 3 YEAR INTERVALS;
DECLASSIFIED AFTER 12 YEARS.
DOD DIR. 5200.10

INTRODUCTION

Aircraft flight operations data included in this section are based on statistics submitted in accordance with AFM 65-110, RCS: 1-HAF-A1. These reports are compiled on a physical possession basis with the various activity categories determined by the assignment or status of the aircraft rather than actual use.

The tables provide summary data covering flight operations for operating active USAF aircraft and include aircraft flying hours, utilization, etc. Non-operating active totals are shown as a one-line entry.

DEFINITIONS

OPERATING ACTIVE AIRCRAFT - Aircraft currently and actively engaged in or supporting flying missions. Assignment categories are as follows:

TACTICAL AND COMBAT SUPPORT:

Combat Unit - Aircraft assigned for the direct accomplishment of combat unit operations.

Combat Support - Aircraft assigned for the direct accomplishment of combat support operations.

Combat Unit Support - Aircraft assigned for the direct support of combat units and combat supporting unit operations.

Combat Tactics Development - Aircraft assigned to combat commands for the purpose of developing and testing tactics to be employed in functions of combat unit operations.

Combat Flying Support - Aircraft assigned for the purpose of accomplishing essential combat flying functions that cannot be performed in tactical type aircraft.

Industrial Funded - Aircraft assigned to Military Airlift Command (MAC) for the accomplishment of single manager operations for airlift service.

STUDENT AND COMBAT CREW TRAINING:

Aircraft assigned to accomplish student and combat crew training or indoctrination.

OPERATIONAL SUPPORT:

Aircraft assigned to Air Force units in support of proficiency flying for those rated personnel who are not assigned to crew positions and cannot be provided their AFR 60-2 flying requirements in aircraft assigned in any other code.

ADMINISTRATIVE:

Aircraft assigned to support command administrative, executive, and inspection functions.

SPECIAL ACTIVITY AND UTILITY TRANSPORT:

Special Activity - Aircraft assigned to accomplish special activities of the Air Force and other Government agencies.

Command Mission Support - Aircraft assigned to accomplish necessary unscheduled airlift of personnel and materiel in support of Air Force bases and units.

TEST AND TEST SUPPORT:

Bailment Test - Aircraft assigned to approved Air Force contractors for the performance or support of research, development, or test programs for the Air Force.

Test Support - Aircraft assigned for the purpose of supporting test programs by actual participation, or for the purpose of research, development, or testing of equipment requiring airborne platforms.

FLIGHT OPERATIONS (CONTINUED)**DEFINITIONS (CONTINUED)**

Test - Aircraft assigned to evaluate the aircraft or its components.

MISSION/DESIGN/SERIES - Air Force Regulations 66-11, Designating, Redesignating, and Naming Military Aircraft, dated, 18 September 1962 and 66-11A dated, 15 January 1964 and 66-20, Designating, Redesignating, and Naming Military Rockets and Guided Missiles dated, 27 June 1963 and 66-20A dated, 30 January 1964, establish a uniform system for designating, redesignating, and naming military aircraft and missiles. The phrase Type/Model/Series(T/M/S) has been replaced by Mission/Design/Series (M/D/S) for aircraft and type/Design/Series (T/D/S) for missiles. For the purpose of this USAF Statistical Digest, Mission/Design/Series will be used for both aircraft and missiles.

NON-OPERATING ACTIVE AIRCRAFT - Aircraft of the following types: Enroute aircraft other than ferry flights; Enroute aircraft on ferry flights; MAP aircraft temporarily diverted to USAF; Non-MAP aircraft temporarily diverted to USAF; New production aircraft; Flyable storage; Battle damage, evacuate to CONUS; Battle damage, repair by RAM team; Battle damage, awaiting major components; Battle damage, AFLC assistance not required; Battle damage, evacuate to contractor; Crash/Battle damage, awaiting AFLC assistance or decision; Contract work (for use by Air Force Logistics Command only); Extended transient maintenance, (for base use only); Depot level work-field teams; Crash damage (base use only); Depot work (for AFLC use only); Depot prototyping, for use by Air Force Logistics Command only); Major maintenance awaiting AFLC decision; Crash damage, AFLC; Contract work (for Air Force Systems Command only); Command programmed maintenance; Excess to command requirements.

INACTIVE AIRCRAFT - Exempt from reporting.

TABLE 9 - USAF FLIGHT OPERATIONS BY TYPE OF ACTIVITY, WORLD-WIDE, BY QUARTER - FY 1968

TYPE OF ACTIVITY	TOTAL		FIRST QUARTER		SECOND QUARTER		THIRD QUARTER		FOURTH QUARTER	
	Hours Flown	Average Aircraft On Hand During Year	Hours Flown	Average Aircraft On Hand During Quarter	Hours Flown	Average Aircraft On Hand During Quarter	Hours Flown	Average Aircraft On Hand During Quarter	Hours Flown	Average Aircraft On Hand During Quarter
TOTAL	7,067,659	11,973	1,662,422	11,821	1,608,561	11,404	1,945,537	12,188	1,851,139	12,481
OPERATING ACTIVE - TOTAL	7,041,723	10,807	1,655,501	10,732	1,602,422	10,301	1,939,445	11,006	1,844,355	11,190
Combat Unit	1,649,261	3,438	387,284	3,376	371,168	3,296	447,534	3,426	443,275	3,654
Combat Support Unit	1,992,854	2,394	454,120	2,377	452,451	2,296	570,102	2,429	516,181	2,475
Combat Flying Support	154,666	362	38,438	364	37,082	354	40,945	370	38,201	360
Industrial Fund	1,003,747	502	217,294	499	234,307	474	284,875	513	267,271	52
Student and Combat Crew Training	1,452,730	2,749	372,920	2,696	325,260	2,571	370,462	2,902	384,088	2,82
Combat Unit Support	89,512	128	20,962	136	21,115	121	26,334	128	21,101	12
Operational Support	36,801	77	10,343	92	7,180	66	9,564	80	9,714	6
Utility Transportation	371,282	534	95,482	586	85,422	517	100,159	524	90,219	51
Administrative	87,577	111	16,478	90	21,657	114	26,540	118	22,902	12
Special Activity	86,150	129	16,561	110	18,106	114	27,583	137	23,900	15
Bailment Test	7,836	-	794	-	1,693	-	3,774	-	1,575	-
Test	5,875	47	1,002	42	1,366	48	1,893	51	1,614	46
Combat Test Tactical	23,855	50	5,407	44	8,119	61	6,583	49	3,746	45
Test Support	79,577	286	18,416	320	17,496	269	23,097	279	20,568	277
NON-OPERATING ACTIVE - TOTAL	25,936	1,166	6,921	1,089	6,139	1,103	6,092	1,182	6,784	1,291

Source: Data Applications Division, Data Services Center, Comptroller of the Air Force

DOWNGRADED TO:
UNCLASSIFIED AFTER 1 YEAR

TABLE 10 - USAF FLIGHT OPERATIONS OF ACTIVE AIRCRAFT BY MISSION

MISSION, DESIGN, AND SERIES	TOTAL		FIRST QUARTER			SECOND QUARTER		
	Hours Flown	Average Aircraft On Hand During Year	Hours Flown	Average Aircraft On Hand During Quarter	Quarter Utilization Rate	Hours Flown	Average Aircraft On Hand During Quarter	Quarter Utilization Rate
TOTAL	7,067,652	11,973	1,662,422	11,821	141	1,608,561	11,404	141
OPERATING ACTIVE - TOTAL	7,041,723	10,807	1,655,501	10,732	154	1,602,422	10,301	156
NON-OPERATING ACTIVE - TOTAL	25,936	1,166	6,921	1,089	6	6,139	1,103	6
			OPERATING					
BOMBER - TOTAL	482,824	816	109,837	793	139	109,305	799	137
B-66B/E	15,937	22	2,663	10	266	3,452	18	192
B-58A	21,451	73	5,708	77	74	5,349	74	72
B/EB/RB-57B	11,854	22	6,021	48	125	5,833	39	150
B/EB-57B	15,880	22	-	-	-	-	-	-
B/RB-57C	5,792	15	1,318	15	88	1,467	15	98
B/EB/RB-57E	19,126	43	4,389	41	107	4,179	42	100
NB-52A	53	1	23	1	23	9	-	-
B-52B	443	3	86	4	22	129	3	43
B-52C	15,049	30	3,260	29	112	3,301	31	101
B-52D	145,463	127	29,955	137	219	28,390	129	201
B-52E	38,158	79	8,736	75	116	10,211	78	101
B-52F	32,771	70	8,926	68	131	7,731	71	101
B-52G	85,323	169	22,259	162	137	18,532	164	111
B-52H	47,293	87	11,438	88	130	11,563	84	111
TB-47B	118	-	47	1	47	71	1	71
JB-47B	2	-	-	-	-	-	-	-
B-47B	-	-	-	-	-	-	-	-
B-47E	350	3	143	4	36	64	3	21
A-37B	2,329	4	2,329	14	166	-	-	-
A-37A/B	20,586	25	-	-	-	6,184	31	199
YA-37A/B	38	-	-	-	-	-	-	-
A-26A	11,878	21	2,536	19	133	2,840	16	178
TANKER - TOTAL	404,674	676	90,327	672	134	85,149	637	130
KC-135	47,160	43	11,266	36	313	10,654	41	260
KC-135A	76,121	150	76,121	600	127	-	-	-
KC-135A/Q	277,483	473	-	-	-	74,083	614	121
KC-135Q	2,310	8	2,310	33	70	-	-	-
KC-135R	1,534	2	564	3	188	412	2	206
KC-97G	66	-	66	-	-	-	-	-
FIGHTER - TOTAL	1,207,710	3,068	284,538	3,023	94	275,222	2,909	95
FB-111	49	-	-	-	-	-	-	-
F-111A/D	6,459	10	905	9	101	1,482	12	124
F-111A/E	1,221	8	-	-	-	-	-	-
F-106A	48,999	179	12,787	183	70	11,861	177	67
F-106B	10,958	38	2,633	39	68	2,629	39	67
F-105B	3,005	12	941	12	78	656	11	60
F-105D	107,219	190	28,789	218	132	24,987	191	131
F-105F	40,038	85	11,460	94	122	9,143	82	112
F-104A	7,252	33	2,178	43	51	1,905	35	54
F-104B	999	4	294	6	49	211	3	70
F-104C	2,517	12	954	15	64	378	12	32

DOWNGRADED TO:
UNCLASSIFIED AFTER 1 YEAR

AND DESIGN OF AIRCRAFT, WORLD-WIDE, BY QUARTER - FY 1968

THIRD QUARTER			FOURTH QUARTER			MISSION, DESIGN, AND SERIES
Hours Flown	Average Aircraft On Hand During Quarter	Quarter Utili- zation Rate	Hours Flown	Average Aircraft On Hand During Quarter	Quarter Utili- zation Rate	
<u>1,945,537</u>	<u>12,188</u>	<u>160</u>	<u>1,851,139</u>	<u>12,481</u>	<u>148</u>	<u>TOTAL</u>
1,939,445 6,092	11,006 1,182	176 5	1,844,355 6,784	11,190 1,291	165 5	OPERATING ACTIVE - TOTAL NON-OPERATING ACTIVE-TOTAL
ACTIVE						
<u>142,482</u>	<u>840</u>	<u>170</u>	<u>128,270</u>	<u>832</u>	<u>154</u>	BOMBER - TOTAL
4,989	28	178	4,833	33	146	EB-66E/E
5,184	71	73	5,210	69	76	B-56A
-	-	-	-	-	-	B/EB/RB-57B
8,355	44	190	7,525	44	171	B/EB-57B
1,521	15	101	1,486	15	99	B/RB-57C
6,004	43	140	4,554	45	101	B/EB/RB-57E
9	-	-	12	1	12	NB-52A
100	3	33	128	2	64	B-52B
4,733	30	158	3,755	32	117	B-52C
42,934	128	335	44,184	116	381	B-52D
11,140	80	139	8,071	84	96	B-52E
8,389	69	122	7,725	71	109	B-52F
24,498	176	139	20,034	173	116	B-52G
13,321	88	151	10,971	88	125	B-52H
-	-	-	-	-	-	B/TB-47B
2	1	2	-	-	-	JB-47B
-	-	-	-	1	-	B-47B
126	3	42	17	2	9	B-47E
-	-	-	-	-	-	A-37B
7,782	37	210	6,620	31	214	A-37A/B
38	-	-	-	-	-	YA-37A/B
3,357	24	140	3,145	25	126	A-26A
<u>121,500</u>	<u>681</u>	<u>178</u>	<u>107,698</u>	<u>693</u>	<u>155</u>	TANKER - TOTAL
12,654	47	269	12,586	48	262	EC-135
-	-	-	-	-	-	KC-135A
108,579	633	172	94,821	644	147	KC-135A/Q
-	-	-	-	-	-	KC-135Q
267	1	267	291	1	291	KC-135R
-	-	-	-	-	-	KC-97G
<u>323,456</u>	<u>3,132</u>	<u>103</u>	<u>324,494</u>	<u>3,209</u>	<u>101</u>	FIGHTER - TOTAL
49	-	-	-	-	-	FB-111
4,072	21	194	-	-	-	F-111A/D
-	-	-	1,221	31	39	F-111A/E
11,697	179	65	12,654	177	71	F-106A
2,873	39	74	2,823	37	76	F-106B
812	14	58	596	12	50	F-105B
27,403	183	150	26,040	170	153	F-105D
9,516	81	117	9,919	83	120	F-105F
1,538	26	59	1,631	27	60	F-104A
298	4	75	196	4	49	F-104B
646	11	59	539	11	49	F-104C

DOWNGRADED TO:
UNCLASSIFIED AFTER 1 YEAR

TABLE 10 - USAF FLIGHT OPERATIONS OF ACTIVE AIRCRAFT BY MISSION

MISSION, DESIGN, AND SERIES	TOTAL		FIRST QUARTER			SECOND QUARTER		
	Hours Flown	Average Aircraft On Hand During Year	Hours Flown	Average Aircraft On Hand During Quarter	Quarter Utili- zation Rate	Hours Flown	Average Aircraft On Hand During Quarter	Quarter Utili- zation Rate
OPERATING ACT								
FIGHTER (Continued)								
F-104D	2,688	13	578	16	36	705	13	54
F-104G	11,692	55	3,086	65	47	2,278	48	47
F-102A	78,299	248	20,458	245	84	18,982	245	77
TF-102A	14,006	49	3,566	47	76	3,292	46	72
F-101B	60,636	240	15,734	256	61	15,568	248	63
F/TF-101F	13,874	47	2,982	44	68	3,083	44	70
F-100A	194	3	60	3	20	48	3	16
F-100C	37,539	120	2,910	58	50	2,878	49	59
F-100D	197,930	465	48,171	487	99	46,924	459	102
F-100F	67,591	163	15,267	168	91	14,437	147	98
F-86F	55	1	13	1	13	3	1	3
F-86H	737	7	41	1	41	20	-	-
F-84F	-	1	-	-	-	-	2	-
A-7D	59	-	-	-	-	-	-	-
F-5A/C	1,397	6	632	12	53	765	10	77
F-5A	2,965	6	-	-	-	-	-	-
F-5B/D	1,024	3	577	6	96	447	6	75
F-5B	1,438	3	-	-	-	-	-	-
F-4A	7	-	-	-	-	7	-	-
F-4C	152,447	331	41,843	352	119	37,335	333	112
F-4D	265,721	625	56,564	581	97	60,775	616	99
F-4E	16,697	37	12	-	-	1,324	12	110
A-1E/G/H/J	51,998	74	11,103	62	179	13,099	65	202
RECONNAISSANCE - TOTAL	401,916	628	90,316	601	150	87,102	579	150
RC-135	23,077	21	4,611	18	256	3,568	21	170
RC-130A	9,554	14	2,119	14	151	1,763	14	126
RC-121D/P/Q	17,889	18	9,681	34	285	8,208	37	222
RC-121C/D/P/Q	26,935	19	-	-	-	-	-	-
RC-121H/R	38,284	44	4,160	30	139	7,322	41	179
RC-121K	1,353	1	204	1	204	278	1	278
RF-111A	11	-	-	-	-	-	-	-
RF-101A/B/C/G/H	27,640	66	8,497	77	110	7,044	73	96
RF-101B/G/H	3,939	14	-	-	-	-	-	-
F-101A/C	365	1	155	3	52	123	1	123
F/RF-101A/C	7,268	18	-	-	-	-	-	-
RB-66B	6,919	23	1,869	33	57	1,860	20	93
RB-66C/D	8,819	12	3,043	13	234	2,200	12	183
RB/RB-57A	4,702	12	1,238	13	95	1,108	11	101
RB/RB-57D	1,444	4	669	9	74	775	9	86
RB-57D	1,292	4	-	-	-	-	-	-
RF-57F	9,279	16	2,339	17	138	2,106	16	132
JB-50D	307	1	177	1	177	45	1	45
RB-47E	279	1	140	2	70	139	1	139
RB-47E	154	1	54	1	54	51	1	51
WB-47E	14,402	23	3,562	24	148	2,892	21	138
RB/RB-47H	197	1	110	2	55	87	1	87
EC-47	78,460	44	18,723	43	435	20,060	42	478
RC-47W/P	17	-	17	-	-	-	-	-
B/RB-45	51	-	-	-	-	17	-	-
ET-39A	362	-	-	-	-	-	-	-

DOWNGRADED TO:
UNCLASSIFIED AFTER 1 YEAR

AND DESIGN OF AIRCRAFT, WORLD-WIDE, BY QUARTER - FY 1968 (CONTINUED)

THIRD QUARTER			FOURTH QUARTER			MISSION, DESIGN, AND SERIES
Hours Flown	Average Aircraft On Hand During Quarter	Quarter Utili- zation Rate	Hours Flown	Average Aircraft On Hand During Quarter	Quarter Utili- zation Rate	
IVE (Continued)						FIGHTER (Continued)
736	11	67	669	11	61	F-104D
3,098	55	56	3,230	53	61	F-104G
18,565	248	75	20,294	254	80	F-102A
3,498	51	69	3,650	51	72	TF-102A
16,313	245	67	13,021	212	61	F-101B
3,600	49	73	4,209	49	86	F/TF-101F
31	3	10	55	3	18	F-100A
14,987	166	90	16,764	206	81	F-100C
54,613	468	117	48,222	447	108	F-100D
18,380	166	111	19,507	171	114	F-100F
10	1	10	29	1	29	F-86F
-	-	-	676	27	25	F-86H
-	1	-	-	-	-	F-84F
-	-	-	59	-	-	A-7D
-	-	-	-	-	-	F-5A/C
1,628	12	136	1,337	10	134	F-5A
-	-	-	-	-	-	F-5B/D
652	6	109	786	6	131	F-5B
-	-	-	-	-	-	F-4A
37,998	318	119	35,271	321	110	F-4C
73,605	653	113	74,777	650	115	F-4D
4,205	46	91	11,156	92	121	F-4E
12,633	75	168	15,163	93	163	A-1E/C/H/J
<u>117,322</u>	<u>649</u>	<u>181</u>	<u>107,176</u>	<u>684</u>	<u>157</u>	<u>RECONNAISSANCE - TOTAL</u>
8,864	24	369	6,034	22	274	RC-135
3,240	15	216	2,432	15	162	RC-130A
-	-	-	-	-	-	EC-121D/P/Q
16,659	40	416	10,276	36	285	EC-121C/D/P/Q
12,925	52	249	13,877	51	272	EC-121H/R
420	1	420	451	1	451	EC-121K
11	-	-	-	-	-	RF-111A
12,099	114	106	-	-	-	RF-101A/B/C/G/H
-	-	-	3,939	56	70	RF-101B/G/H
87	1	87	-	-	-	F-101A/C
-	-	-	7,268	74	98	F/RF-101A/C
1,323	19	70	1,867	21	89	RB-66B
1,994	11	181	1,582	10	158	EB-66C/D
1,166	12	97	1,190	12	99	EB/RB-57A
-	-	-	-	-	-	EB/RB-57D
755	9	84	537	9	60	EB-57D
2,463	16	154	2,371	14	169	RF-57F
85	1	85	-	-	-	JB-50D
-	-	-	-	-	-	EB-47E
46	1	46	3	1	3	RB-47E
4,309	22	196	3,639	24	152	WB-47E
-	-	-	-	-	-	RB/EB-47H
19,680	44	447	19,997	48	417	EC-47
-	-	-	-	-	-	RC-47N/P
10	-	-	24	-	-	B/RB-45
362	1	362	-	-	-	ET-39A

DOWNGRADED TO:
UNCLASSIFIED AFTER 1 YEAR

TABLE 10 - USAF FLIGHT OPERATIONS OF ACTIVE AIRCRAFT BY MISSION

MISSION, DESIGN, AND SERIES	TOTAL		FIRST QUARTER			SECOND QUARTER		
	Hours Flown	Average Aircraft On Hand During Year	Hours Flown	Average Aircraft On Hand During Quarter	Quarter Utili- sation Rate	Hours Flown	Average Aircraft On Hand During Quarter	Quarter Utili- sation Rate
OPERATING ACT								
RECONNAISSANCE (Continued)								
RF-29D	6,337	10	1,395	9	155	1,275	8	159
OV-10A	1,452	4	-	-	-	-	-	-
RF-4C	111,124	256	27,549	257	107	26,181	248	106
EA-1E	4	-	4	-	-	-	-	-
SEARCH AND RESCUE - TOTAL	109,092	285	26,181	282	93	25,205	270	93
HC-54D	757	2	109	2	55	-	1	-
HC-53B/C	2,874	5	322	2	161	582	5	116
HC-47	4,867	4	1,157	3	386	982	4	246
HC-43B	47,995	143	11,399	142	80	11,703	137	85
HC-43F	2,781	5	602	6	100	728	5	146
H/CH-21B	11,044	41	2,849	41	69	2,493	38	66
H/CH-19B	7,974	26	2,524	30	84	1,862	26	72
HU-16B	7,551	19	2,824	25	113	2,157	21	103
H/CH-3E	23,256	40	4,395	31	142	4,698	33	142
SPECIAL RESEARCH - TOTAL	66	3	14	4	4	6	3	2
X-25A/B	44	-	-	-	-	-	-	-
XV-6A	22	3	14	4	4	6	3	2
CARGO - TOTAL	2,285,049	1,985	526,033	2,040	258	526,672	1,888	279
XC-142A	11	-	10	1	10	1	1	1
C-141	595,660	244	120,766	227	532	138,980	239	582
C/WC-140A/B	11,652	13	2,586	14	185	3,170	12	264
VC-137B/C	2,365	4	507	4	127	724	4	181
C-135A	3,920	6	1,704	7	243	990	5	198
C/WC-135B	25,422	18	10,121	22	460	5,242	16	328
C-133A	42,898	23	11,104	22	505	11,030	25	441
C-133B	28,374	14	5,564	15	371	6,011	14	429
C-131A	28,080	24	6,335	27	235	6,296	22	286
VC-131A	2,337	4	428	2	214	555	4	139
C-131B	11,321	31	3,130	35	89	2,459	29	85
C-131D	15,827	24	3,994	25	160	3,943	25	198
VC-131D	660	1	-	-	-	-	-	-
C-131E	5,600	7	1,250	7	179	1,279	6	213
VC-131H	3,072	4	642	4	161	753	3	251
HC-130H/P	48,532	58	11,300	57	198	11,190	56	200
C/WC-130A	116,696	140	31,694	163	194	28,802	141	204
C/WC-130B	94,649	91	22,894	103	222	22,156	89	249
C-130D	6,451	11	1,572	12	131	1,413	8	177
C/WC-130E	355,099	276	95,684	311	308	85,835	299	331
DC-130E	2,120	2	521	3	174	255	-	-
C-130K	2	-	2	-	-	-	-	-
C-124C	237,249	170	46,637	162	288	52,918	152	348
C/UC-123B	57,953	69	17,321	91	190	13,798	67	206
C-123K	41,315	47	7,881	42	188	12,310	67	184
C/UC-123K	19,326	21	-	-	-	-	-	-
C-121A	2,927	5	884	8	111	850	6	142
C-121C	655	3	83	3	28	237	3	79

DOWNGRADED TO:
UNCLASSIFIED AFTER 1 YEAR

AND DESIGN OF AIRCRAFT, WORLD-WIDE, BY QUARTER - FY 1968 (CONTINUED)

THIRD QUARTER			FOURTH QUARTER			MISSION, DESIGN, AND SERIES
Hours Flown	Average Aircraft On Hand During Quarter	Quarter Utilization Rate	Hours Flown	Average Aircraft On Hand During Quarter	Quarter Utilization Rate	
IVE (Continued)						RECONNAISSANCE (Continued) RT-29D OV-10A RF-4C RA-1E SEARCH AND RESCUE - TOTAL HC-54D HC-53B/C HC-47 HC-43B HC-43F H/CH-21B H/UH-19B HU-16B H/CH-3E SPECIAL RESEARCH - TOTAL X-25A/B XV-6A CARGO - TOTAL XC-142A C-141 C/VC-140A/B VC-137B/C C-135A C/VC-135B C-133A C-133B C-131A VC-131A C-131B C-131D VC-131D C-131E VC-131H HC-130H/P C/VC-130A C/VC-130B C-130D C/VC-130E DC-130E C-130K C-124C C/UC-123B C-123K C/UC-123K C-121A C-121C
1,710	10	171	1,957	11	178	
108	1	108	1,344	13	103	
29,006	255	114	28,388	266	107	
-	-	-	-	-	-	
<u>28,520</u>	<u>288</u>	<u>92</u>	<u>29,193</u>	<u>301</u>	<u>97</u>	
417	2	209	231	2	116	
865	7	124	1,105	8	138	
965	4	241	1,763	5	353	
12,670	144	88	12,223	149	82	
902	4	226	549	6	92	
2,757	42	66	2,945	43	68	
2,006	27	74	1,582	20	79	
1,603	16	100	967	13	74	
6,335	42	151	7,828	55	142	
1	3	-	45	3	15	
-	-	-	44	1	44	
1	3	-	1	2	1	
<u>642,827</u>	<u>2,004</u>	<u>321</u>	<u>589,517</u>	<u>2,006</u>	<u>294</u>	
-	-	-	-	-	-	
176,199	253	696	159,715	256	624	
3,156	13	243	2,740	14	196	
533	3	178	601	4	150	
649	5	130	577	5	115	
5,002	18	278	5,057	17	297	
10,315	22	469	10,449	23	454	
8,559	14	611	8,240	13	634	
8,538	23	371	6,911	23	300	
740	5	148	614	4	154	
2,884	30	96	2,848	30	95	
4,022	23	175	3,868	24	161	
334	2	177	306	2	153	
1,639	8	205	1,432	7	205	
901	4	225	776	4	194	
13,699	59	232	12,343	58	213	
26,944	133	203	29,256	124	236	
26,306	90	292	23,293	83	281	
1,737	10	174	1,729	13	133	
84,831	264	321	88,709	268	331	
690	2	345	654	3	218	
-	-	-	-	-	-	
73,218	186	394	64,476	181	356	
16,965	63	269	9,869	54	183	
21,124	78	271	-	-	-	
-	-	-	19,326	86	225	
884	6	147	309	1	309	
169	3	56	166	3	55	

DOWNGRADED TO:
UNCLASSIFIED AFTER 1 YEAR

TABLE 10 - USAF FLIGHT OPERATIONS OF ACTIVE AIRCRAFT BY MISSION

MISSION, DESIGN, AND SERIES	TOTAL		FIRST QUARTER			SECOND QUARTER		
	Hours Flown	Average Aircraft On Hand During Year	Hours Flown	Average Aircraft On Hand During Quarter	Quarter Utili- zation Rate	Hours Flown	Average Aircraft On Hand During Quarter	Quarter Utili- zation Rate
OPERATING								
CARGO (Continued)								
NC-121D	220	1	51	1	51	88	1	88
C-121G	4,323	6	914	6	152	518	5	104
C-119G/J	6,008	13	2,058	16	129	1,819	18	101
C/AC-119G/J/K	3,271	8	-	-	-	-	-	-
C/VC-118A	77,912	86	18,844	82	230	18,459	84	220
C-117	7,026	13	1,481	12	123	1,574	11	143
HC-97G	2,123	3	-	-	-	-	-	-
C-97D/E/F/G/K	25,135	34	5,571	34	164	5,657	32	177
C/VC-54D/E/G/M	69,032	99	14,967	99	151	14,104	90	157
C/AC/VC-47A/B/D	194,583	286	44,756	291	154	43,286	270	160
C-7A	120,854	95	28,145	98	287	26,231	90	291
VC-6A	706	1	171	1	171	176	1	176
CH-3B/C	13,723	30	4,461	33	135	3,563	33	108
TRAINER - TOTAL	1,567,757	2,653	404,594	2,659	152	358,372	2,548	141
TC-121C	2,103	3	1,135	5	227	785	5	157
TF-104G	8,219	39	2,065	44	47	1,639	35	47
TB-58A	4,149	6	1,020	7	146	1,029	7	147
TC-54	1,317	2	329	2	165	335	2	168
TC-47	2,462	6	436	5	87	562	6	94
TC/C-46A/D	2,291	12	925	13	71	533	13	41
T-41A/B	953	2	-	-	-	953	8	119
T-41C	11,077	21	-	-	-	-	-	-
T-39F	303	1	-	-	-	-	-	-
T-39A/B	154,810	139	36,105	141	256	36,679	135	272
T-38A	484,882	820	124,257	807	154	111,463	787	142
T-37A/B	423,749	660	117,419	653	180	92,592	632	147
T-37C	7	-	-	-	-	7	-	-
YAT-37D	59	-	38	-	-	21	-	-
T-33A	232,760	544	60,561	578	105	56,291	531	106
AT-33A	14,645	37	4,065	37	110	3,322	37	90
DT-33A	1,132	5	313	7	45	249	4	62
T/VT-29A	23,685	40	5,823	39	149	5,635	38	148
T/VT-29B	41,461	66	9,010	61	148	8,967	65	138
T/VT-29C	72,092	105	18,238	108	169	16,577	103	161
T/VT-29D	51,419	74	13,317	77	173	12,614	70	180
T-28A/B/D	34,182	71	9,538	75	127	8,119	70	116
HELICOPTER - TOTAL	102	-	102	2	51	-	-	-
CH-53A	102	-	102	2	51	-	-	-
YOH-6	-	-	-	-	-	-	-	-
UTILITY - TOTAL	575,436	693	123,559	636	188	135,389	648	209
OH/UH-1H/J	542	4	137	5	27	131	3	44
U-10A/B/D	25,646	49	5,469	47	116	6,655	44	151
U-6A	5,381	16	1,268	16	79	1,319	16	82
U-4A/B	1,310	6	743	13	57	132	4	33
U-3A/B	84,266	171	21,799	175	125	19,609	167	117
O-2A/B	128,711	126	11,412	51	224	27,116	104	261

DOWNGRADED TO:
UNCLASSIFIED AFTER 1 YEAR

AND DESIGN OF AIRCRAFT, WORLD-WIDE, BY QUARTER - FY 1968 (CONTINUED)

THIRD QUARTER			FOURTH QUARTER			MISSION, DESIGN, AND SERIES
Hours Flown	Average Aircraft On Hand During Quarter	Quarter Utili- zation Rate	Hours Flown	Average Aircraft On Hand During Quarter	Quarter Utili- zation Rate	
IVE (Continued)						
55	1	55	26	1	26	CARGO (Continued)
1,073	5	215	1,818	8	227	NC-121D
2,131	18	118	-	-	-	C-121G
-	-	-	3,271	30	109	C-119Q/J
21,907	92	238	18,702	86	217	C/AC-119G/J/K
2,454	15	164	1,517	14	108	C/VC-118A
1,103	5	221	1,020	7	146	C-117
7,664	37	207	6,243	35	178	HC-97G
22,153	101	219	17,808	106	168	C-97D/E/F/G/K
58,725	290	203	47,816	292	164	C/VC-54D/E/G/M
32,052	92	348	34,426	101	341	C/AC/VC-47A/E/D
146	1	146	213	1	213	C-7A
3,306	30	110	2,393	25	96	VC-6A
						CH-3B/C
<u>397,612</u>	<u>2,682</u>	<u>148</u>	<u>407,172</u>	<u>2,722</u>	<u>150</u>	TRAINER - TOTAL
183	-	-	-	-	-	TC-121C
2,362	38	62	2,153	37	58	TF-104G
966	5	193	1,134	7	162	TB-58A
334	2	167	319	2	160	TC-54
681	6	114	783	7	112	TC-47
634	13	49	199	10	20	TC/C-46A/D
-	-	-	-	-	-	T-41A/B
5,401	36	150	5,676	46	123	T-41C
-	-	-	303	2	152	T-39F
42,683	141	303	39,343	140	281	T-39A/B
119,916	835	144	129,246	852	152	T-38A
103,945	670	155	109,793	686	160	T-37A/B
-	-	-	-	-	-	T-37C
-	-	-	-	-	-	YAT-37D
58,895	533	110	57,013	535	107	T-33A
3,774	38	99	3,484	36	97	AT-33A
321	4	80	249	5	50	DT-33A
6,288	41	153	5,939	42	141	T/VT-29A
12,917	69	187	10,567	67	158	T/VT-29B
17,494	104	168	19,783	107	185	T/VT-29C
12,117	76	159	13,371	74	181	T/VT-29D
8,701	71	123	7,824	67	117	T-28A/B/D
-	-	-	-	-	-	HELICOPTER - TOTAL
-	-	-	-	-	-	CH-53A
-	-	-	-	-	-	YOH-6
<u>165,725</u>	<u>727</u>	<u>228</u>	<u>150,783</u>	<u>740</u>	<u>204</u>	UTILITY - TOTAL
135	3	45	139	3	46	OH/UH-13E/J
8,052	51	158	5,470	52	105	U-10A/B/D
1,455	15	97	1,339	15	89	U-6A
209	3	70	226	4	57	U-4A/B
21,459	178	121	21,399	165	130	U-3A/B
42,393	159	267	47,790	191	250	U-2A/B

DOWNGRADED TO:
UNCLASSIFIED AFTER 1 YEAR

TABLE 10 - USAF FLIGHT OPERATIONS OF ACTIVE AIRCRAFT BY MISSION

MISSION, DESIGN, AND SERIES	TOTAL		FIRST QUARTER			SECOND QUARTER		
	Hours Flown	Average Aircraft On Hand During Year	Hours Flown	Average Aircraft On Hand During Quarter	Quarter Utili- zation Rate	Hours Flown	Average Aircraft On Hand During Quarter	Quarter Utili- zation Rate
	OPERATING ACT							
<u>UTILITY (Continued)</u>								
O-1E/F/G	249,746	189	66,307	214	310	63,378	185	343
U-1A	877	3	308	3	103	161	3	54
T/UH-1F	78,977	129	16,116	132	122	16,888	122	138
	NON-OPERAT							
<u>TOTAL</u>	<u>25,936</u>	<u>1,166</u>	<u>6,921</u>	<u>1,089</u>	<u>6</u>	<u>6,139</u>	<u>1,103</u>	<u>6</u>

Source: Data Applications Division, Data Services Center, Comptroller of the Air Force

DOWNGRADED TO:
UNCLASSIFIED AFTER 1 YEAR

AND DESIGN OF AIRCRAFT, WORLD-WIDE, BY QUARTER - FY 1968 (CONTINUED)

THIRD QUARTER			FOURTH QUARTER			MISSION, DESIGN, AND SERIES
Hours Flown	Average Aircraft On Hand During Quarter	Quarter Utili- zation Rate	Hours Flown	Average Aircraft On Hand During Quarter	Quarter Utili- zation Rate	
IVE (Continued)						UTILITY (Continued) O-1E/F/G U-1A T/UH-1F
68,102	179	380	51,959	179	290	
215	3	72	193	3	64	
23,705	136	174	22,268	128	174	
ING ACTIVE						TOTAL
<u>6,092</u>	<u>1,182</u>	<u>2</u>	<u>6,784</u>	<u>1,291</u>	<u>5</u>	

DOWNGRADED TO:
UNCLASSIFIED AFTER 1 YEAR

~~SECRET~~

TABLE II - SOUTHEAST ASIA OPERATIONAL DATA BY MISSION,

MISSION DESIGN, SERIES, WITHIN BASES	AVERAGE AIR-CRAFT ON HAND	1 JULY 1967 THROUGH 30 SEPTEMBER 1967						1 OCTOBER 1968 THROUGH 31 DECEMBER 1968						
		FLYING HOURS				Utilization Rate	Sorties Flown	FLYING HOURS				Utilization Rate	Sorties Flown	
		Total	Combat	Combat Support	Other			Total	Combat	Combat Support	Other			
GRAND TOTAL	1,801	413,197	357,998	9,832	45,367	229	255,043	1,784	425,343	371,731	8,520	45,092	238	261,766
OPERATING BASE TOTAL	1,479	350,537	327,615	8,404	14,518	237	235,089	1,514	369,061	343,392	6,322	19,347	244	241,921

OPERATING

AIR VIETNAM														
TOTAL	2	-	-	-	-	-	-	2	-	-	-	-	-	-
O-1E (LOO)	2	-	-	-	-	-	-	2	-	-	-	-	-	-
BIEN HOA AB														
TOTAL	171	34,486	34,027	207	252	202	23,173	182	40,807	40,494	174	139	224	28,516
A-1E (PAF)	-	-	-	-	-	-	-	-	-	-	-	-	-	-
O-1E (LOO)	-	-	-	-	-	-	-	-	-	-	-	-	-	-
O-1E (PAF)	21	6,425	6,391	-	34	306	3,895	26	8,132	8,122	-	10	313	5,112
O-1F (PAF)	8	2,231	2,211	-	20	279	1,432	5	1,601	1,599	-	2	320	1,022
O-1G (LOO)	-	-	-	-	-	-	-	-	-	-	-	-	-	-
O-1G (PAF)	36	11,022	10,950	5	67	306	6,496	33	11,624	11,616	-	8	352	7,035
F-4C (LOO)	-	-	-	-	-	-	-	1	-	-	-	-	-	-
RF-4C (PAF)	-	-	-	-	-	-	-	1	-	-	-	-	-	-
U-10B (PAF)	8	1,334	1,334	-	-	167	1,525	8	1,693	1,693	-	-	212	1,914
U-10D (PAF)	-	-	-	-	-	-	-	-	-	-	-	-	-	-
A-37A (LOO)	-	-	-	-	-	-	-	-	-	-	-	-	-	-
A-37A (PAF)	12	1,827	1,789	30	8	152	1,503	22	5,005	4,967	37	1	228	3,983
HH-43B (MTO)	1	81	73	3	5	81	212	1	88	81	-	7	88	192
HH-43B (PAF)	1	52	51	-	1	52	138	-	-	-	-	-	-	-
HH-43F (MTO)	1	33	32	-	1	33	116	2	159	154	-	5	80	429
HH-43F (PAF)	1	27	27	-	-	27	115	-	-	-	-	-	-	-
C-47A (PAF)	1	53	49	-	4	53	49	1	96	77	2	17	96	103
HC-47A (PAF)	-	7	7	-	-	-	2	-	-	-	-	-	-	-
C-47D (PAF)	3	847	812	3	32	282	434	3	800	758	-	42	267	498
AC-47D (PAF)	4	1,039	1,036	1	2	260	392	4	746	746	-	-	187	303
EC-47D (PAF)	-	-	-	-	-	-	-	-	-	-	-	-	-	-
F-100D (LOO)	4	-	-	-	-	-	-	4	-	-	-	-	-	-
F-100D (PAF)	45	5,683	5,520	114	49	126	4,353	46	6,759	6,642	115	2	147	5,169
F-100F (LOO)	-	-	-	-	-	-	-	-	-	-	-	-	-	-
F-100F (PAF)	3	265	255	5	5	88	198	2	259	251	8	-	130	187

DOWNGRADED TO:
UNCLASSIFIED AFTER 1 YEAR

DESIGN, SERIES WITHIN BASES - QUARTERLY - FY 1968

1 JANUARY 1968 THROUGH 31 MARCH 1968							1 APRIL 1968 THROUGH 30 JUNE 1968							MISSION, DESIGN, SERIES, WITHIN BASES
AVER- AGE AIR- CRAFT ON HAND	FLYING HOURS				Uti- li- za- tion Rate	Sorties Flown	AVER- AGE AIR- CRAFT ON HAND	FLYING HOURS				Uti- li- za- tion Rate	Sorties Flown	
	Total	Combat	Com- bat Sup- port	Other				Total	Combat	Com- bat Sup- port	Other			
1,947	540,596	467,495	18,998	54,103	278	274,791	2,095	514,576	460,393	4,361	49,822	246	306,003	GRAND TOTAL
1,681	461,366	418,013	18,191	25,162	274	255,007	1,811	430,831	398,117	3,909	28,805	238	285,142	OPERATING BASE TOTAL

BASES

														AIR VIETNAM TOTAL	
1	-	-	-	-	-	-	1	-	-	-	-	-	-	-	-
1	-	-	-	-	-	-	1	-	-	-	-	-	-	-	O-1E (LOO)
														BIEN HOA AB TOTAL	
191	54,839	54,065	55	719	287	33,281	175	41,816	40,505	2	1,309	239	26,418	-	
-	-	-	-	-	-	-	-	244	244	-	-	-	14	A-1E (PAF)	
1	-	-	-	-	-	-	2	-	-	-	-	-	-	O-1E (LOO)	
25	11,143	11,062	-	81	446	5,761	29	10,280	10,203	-	77	354	6,153	O-1E (PAF)	
6	2,534	2,515	-	19	422	1,057	3	1,772	850	-	922	591	506	O-1F (PAF)	
1	-	-	-	-	-	-	1	-	-	-	-	-	-	O-1G (LOO)	
36	16,196	16,064	-	132	450	8,128	31	11,376	11,282	-	94	367	6,427	O-1G (PAF)	
-	-	-	-	-	-	-	-	-	-	-	-	-	-	F-4C (LOO)	
-	-	-	-	-	-	-	-	-	-	-	-	-	-	RF-4C (PAF)	
8	2,026	2,019	-	7	253	2,073	-	-	-	-	-	-	-	U-10B (PAF)	
1	211	210	-	1	211	256	-	-	-	-	-	-	-	U-10D (PAF)	
1	-	-	-	-	-	-	-	-	-	-	-	-	-	A-37A (LOO)	
22	5,539	5,481	7	51	252	4,417	21	4,441	4,408	-	33	211	3,770	A-37A (PAF)	
1	86	77	-	9	86	140	1	105	103	-	2	105	211	HH-43B (MTO)	
-	-	-	-	-	-	-	-	-	-	-	-	-	-	HH-43B (PAF)	
2	295	277	-	18	148	468	2	175	169	-	6	88	416	HH-43F (MTO)	
-	-	-	-	-	-	-	-	-	-	-	-	-	-	HH-43F (PAF)	
1	162	93	-	69	162	151	1	305	285	-	20	305	151	C-47A (PAF)	
-	6	6	-	-	-	-	1	37	37	-	-	37	30	HC-47A (PAF)	
2	784	724	-	60	392	230	2	751	714	-	37	376	473	C-47D (PAF)	
4	1,819	1,816	-	3	455	409	5	1,656	1,654	-	2	331	486	AC-47D (PAF)	
-	6	6	-	-	-	-	1	-	-	-	-	-	-	EC-47D (PAF)	
1	-	-	-	-	-	-	2	-	-	-	-	-	-	F-100D (LOO)	
50	7,731	7,558	34	139	155	5,689	44	5,537	5,450	2	85	126	4,776	F-100D (PAF)	
2	-	-	-	-	-	-	-	-	-	-	-	-	-	F-100F (LOO)	
2	287	280	3	4	144	165	2	779	773	-	6	390	201	F-100F (PAF)	

DOWNGRADED TO:
UNCLASSIFIED AFTER 1 YEAR

TABLE II - SOUTHEAST ASIA OPERATIONAL DATA BY MISSION.

MISSION, DESIGN, SERIES, WITHIN BASES	AVER- AGE AIR- CRAFT ON HAND	1 JULY 1967 THROUGH 30 SEPTEMBER 1967						1 OCTOBER 1968 THROUGH 31 DECEMBER 1968						
		FLYING HOURS				Uti- li- za- tion Rate	Sorties Flown	AVER- AGE AIR- CRAFT ON HAND	FLYING HOURS				Uti- li- za- tion Rate	Sorties Flown
		Total	Combat	Com- bat Sup- port	Other				Total	Combat	Com- bat Sup- port	Other		
OPERATING														
BIEN HOA AB														
(Continued)														
F-102A (PAF)	5	801	799	2	-	160	602	6	933	933	-	-	156	692
C-123B (PAF)	-	-	-	-	-	-	-	-	25	25	-	-	-	14
UC-123B (LOO)	-	-	-	-	-	-	-	1	-	-	-	-	-	-
UC-123B (PAF)	17	2,759	2,691	44	24	162	1,711	16	2,887	2,830	12	45	180	1,863
C-123K (PAF)	-	-	-	-	-	-	-	-	-	-	-	-	-	-
DC-130E (SAO)	-	-	-	-	-	-	-	-	-	-	-	-	-	-
BINH THUY AB														
TOTAL	22	7,493	7,484	-	9	341	4,958	12	16,193	16,193	-	-	1,349	11,220
O-1E (PAF)	4	1,585	1,585	-	-	396	1,015	2	4,389	4,389	-	-	2,195	3,108
O-1F (PAF)	1	118	118	-	-	118	86	-	-	-	-	-	-	-
O-1G (PAF)	9	3,777	3,777	-	-	420	2,460	3	6,445	6,445	-	-	2,148	4,420
O-2A (PAF)	3	972	972	-	-	324	582	4	2,326	2,326	-	-	582	1,320
U-10B (PAF)	1	383	383	-	-	383	448	1	1,417	1,417	-	-	1,417	1,545
HH-43B (MTO)	-	-	-	-	-	-	-	-	3	3	-	-	-	5
HH-43F (MTO)	-	29	29	-	-	-	40	-	137	137	-	-	-	233
HH-43F (PAF)	1	69	69	-	-	69	107	-	-	-	-	-	-	-
C-47A (PAF)	1	45	45	-	-	45	18	-	1	1	-	-	-	1
HC-47A (PAF)	-	-	-	-	-	-	-	-	-	-	-	-	-	-
C-47D (PAF)	-	100	100	-	-	-	51	1	270	270	-	-	270	160
AC-47D (PAF)	2	415	406	-	9	208	151	1	1,205	1,205	-	-	1,205	438
GAM RANH BAY AB														
TOTAL	146	35,404	33,385	52	1,967	242	36,627	128	33,036	30,612	82	2,342	258	33,342
F-4C (LOO)	2	-	-	-	-	-	-	-	-	-	-	-	-	-
F-4C (PAF)	67	11,115	10,783	5	327	166	6,891	66	10,514	10,205	2	307	159	6,719
C-7A (LOO)	2	-	-	-	-	-	-	1	-	-	-	-	-	-
C-7A (PAF)	26	8,810	8,004	-	806	339	11,072	26	8,274	7,490	6	778	318	10,495
HH-43B (MTO)	3	267	250	4	13	89	914	2	327	306	-	21	164	1,066
C-47D (PAF)	2	326	320	-	6	163	292	1	312	282	-	30	312	315
C-130A (PAF)	21	6,428	5,925	7	496	306	7,858	22	7,998	7,107	14	877	364	9,102

DOWNGRADED TO:
UNCLASSIFIED AFTER 1 YEAR

DESIGN, SERIES WITHIN BASES -- QUARTERLY -- FY 1968

1 JANUARY 1968 THROUGH 31 MARCH 1968							1 APRIL 1968 THROUGH 30 JUNE 1968						MISSION, DESIGN, SERIES, WITHIN BASES	
AVER- AGE AIR- CRAFT ON HAND	FLYING HOURS				Uti- li- za- tion Rate	Sorties Flown	AVER- AGE AIR- CRAFT ON HAND	FLYING HOURS				Uti- li- za- tion Rate		Sorties Flown
	Total	Combat	Com- bat Sup- port	Other				Total	Combat	Com- bat Sup- port	Other			

BASES (Continued)

													<u>BIEN HOA AB</u> (Continued)	
6	648	627	-	21	108	445	6	1,122	1,105	-	17	187	767	F-102A (PAF)
-	-	-	-	-	-	-	-	-	-	-	-	-	-	C-123B (PAF)
-	-	-	-	-	-	-	-	-	-	-	-	-	-	UC-123B (LOO)
18	5,366	5,250	11	105	298	3,890	18	2,987	2,979	-	8	166	1,861	UC-123B (PAF)
-	-	-	-	-	-	-	2	249	249	-	-	125	176	C-123K (PAF)
1	-	-	-	-	-	-	2	-	-	-	-	-	-	DC-130E (SAO)
													<u>BINH THUY AB</u>	
8	<u>12,232</u>	<u>12,228</u>	-	4	<u>1,529</u>	<u>7,253</u>	25	<u>9,454</u>	<u>9,451</u>	-	3	<u>378</u>	<u>7,342</u>	<u>TOTAL</u>
3	4,446	4,446	-	-	1,482	2,541	8	2,594	2,594	-	-	324	2,613	O-1E (PAF)
2	4,417	4,417	-	-	2,209	2,404	12	4,159	4,159	-	-	347	3,188	O-1F (PAF)
1	1,218	1,218	-	-	2,218	598	-	-	-	-	-	-	-	O-1G (PAF)
1	926	925	-	1	926	977	-	159	159	-	-	-	360	O-2A (PAF)
-	-	-	-	-	-	-	-	48	46	-	2	-	148	U-10B (PAF)
-	283	282	-	1	-	357	2	133	133	-	-	67	187	HH-43B (MTO)
-	-	-	-	-	-	-	-	-	-	-	-	-	-	HH-43F (MTO)
-	27	27	-	-	-	10	1	291	291	-	-	291	196	HH-43F (PAF)
-	-	-	-	-	-	-	-	10	10	-	-	-	7	C-47A (PAF)
-	204	204	-	-	-	117	-	52	52	-	-	-	37	HC-47A (PAF)
1	711	709	-	2	711	249	2	2,008	2,007	-	1	1,004	606	C-47D (PAF)
128	<u>42,330</u>	<u>38,815</u>	45	3,470	331	<u>34,766</u>	145	<u>42,227</u>	<u>38,656</u>	50	<u>3,521</u>	<u>291</u>	<u>44,737</u>	<u>TOTAL</u>
													<u>CAM RANH BAY AB</u>	
-	-	-	-	-	-	-	-	-	-	-	-	-	-	F-4C (LOO)
54	10,812	10,366	-	446	200	5,391	54	9,444	9,047	-	397	175	5,541	F-4C (PAF)
24	9,635	8,416	26	1,193	401	10,202	29	10,816	9,840	12	964	373	14,179	C-7A (LOO)
3	385	363	-	22	128	986	4	352	339	-	13	88	927	C-7A (PAF)
1	260	259	-	1	260	165	2	349	346	-	3	175	274	HH-43B (MTO)
24	8,738	7,724	6	1,008	364	9,116	25	8,633	7,708	5	920	345	10,085	C-47D (PAF)
-	-	-	-	-	-	-	-	-	-	-	-	-	-	C-130A (PAF)

DOWNGRADED TO:
UNCLASSIFIED AFTER 1 YEAR

TABLE II - SOUTHEAST ASIA OPERATIONAL DATA BY MISSION.

MISSION, DESIGN, SERIES, WITHIN BASES	AVER- AGE AIR- CRAFT ON HAND	1 JULY 1967 THROUGH 30 SEPTEMBER 1967						1 OCTOBER 1968 THROUGH 31 DECEMBER 1968						
		FLYING HOURS				Uti- li- za- tion Rate	Sorties Flown	AVER- AGE AIR- CRAFT ON HAND	FLYING HOURS				Uti- li- za- tion Rate	Sorties Flown
		Total	Combat	Com- bat Sup- port	Other				Total	Combat	Com- bat sup- port	Other		
OPERATING														
<u>CAM RANH BAY AB</u> (Continued)														
C-130B (PAF)	3	1,199	1,153	35	11	400	297	3	1,004	928	54	22	335	233
C-130E (PAF)	20	7,259	6,950	1	308	363	9,303	7	4,607	4,294	6	307	658	5,412
C-130E (TAO)	-	-	-	-	-	-	-	-	-	-	-	-	-	-
<u>DA NANG APT</u> <u>TOTAL</u>	<u>158</u>	<u>34,148</u>	<u>33,126</u>	<u>3</u>	<u>1,019</u>	<u>216</u>	<u>20,263</u>	<u>154</u>	<u>31,466</u>	<u>30,746</u>	<u>11</u>	<u>709</u>	<u>204</u>	<u>16,916</u>
O-1E (PAF)	19	6,989	6,909	-	80	368	3,537	13	3,447	3,426	-	21	265	1,886
O-1F (PAF)	6	1,473	1,452	-	21	246	771	2	481	477	-	4	241	252
O-1G (PAF)	13	5,107	5,058	-	49	393	2,490	6	1,641	1,634	-	7	274	788
O-2A (PAF)	19	5,275	5,226	-	49	278	2,595	47	13,742	13,471	-	271	292	5,522
O-2B (PAF)	9	1,956	1,936	-	20	217	1,130	8	1,652	1,636	11	5	207	1,043
CH-3C (SAO)	-	66	14	-	52	-	47	-	28	-	-	28	-	15
CH-3E (SAO)	-	-	-	-	-	-	-	-	18	18	-	-	-	16
HH-3E (LOO)	1	-	-	-	-	-	-	-	-	-	-	-	-	-
HH-3E (MTO)	8	1,348	1,300	-	48	169	824	8	1,226	1,204	-	22	153	688
F-4C (LOO)	6	-	-	-	-	-	-	4	-	-	-	-	-	-
F-4C (PAF)	54	7,307	7,012	-	295	135	5,111	51	6,928	6,732	-	196	136	5,064
F-4C (TAO)	-	43	-	-	43	-	13	-	-	-	-	-	-	-
RF-4C (LOO)	1	-	-	-	-	-	-	1	-	-	-	-	-	-
F-4D (LOO)	-	-	-	-	-	-	-	-	-	-	-	-	-	-
F-4D (PAF)	-	-	-	-	-	-	-	1	115	33	-	82	115	42
U-10B (PAF)	-	22	22	-	-	-	24	-	-	-	-	-	-	-
HH-43B (MTO)	1	85	74	-	11	85	291	2	161	157	-	4	81	323
HH-43F (MTO)	1	96	92	-	4	96	359	-	23	21	-	2	-	56
C-47A (PAF)	1	335	330	3	2	335	146	1	80	80	-	-	80	42
HC-47A (PAF)	1	407	407	-	-	407	154	1	239	239	-	-	239	111
C-47D (LOO)	-	-	-	-	-	-	-	-	-	-	-	-	-	-
C-47D (PAF)	2	526	487	-	39	263	267	2	680	651	-	29	340	318
AC-47D (PAF)	-	197	-	-	197	-	14	1	7	-	-	7	7	1
RD-101C (LOO)	-	-	-	-	-	-	-	-	-	-	-	-	-	-
F-102A (PAF)	5	797	795	-	2	159	670	5	855	853	-	2	171	695

DOWNGRADED TO:
UNCLASSIFIED AFTER 1 YEAR

DESIGN, SERIES WITHIN BASES - QUARTERLY - FY 1968

1 JANUARY 1968 THROUGH 31 MARCH 1968							1 APRIL 1967 THROUGH 30 JUNE 1968						MISSION, DESIGN, SERIES, WITHIN BASES	
AVER- AGE AIR- CRAFT ON HAND	FLYING HOURS				Uti- li- za- tion Rate	Sorties Flown	AVER- AGE AIR- CRAFT ON HAND	FLYING HOURS				Uti- li- za- tion Rate		Sorties Flown
	Total	Combat	Com- bat Sup- port	Other				Total	Combat	Com- bat Sup- port	Other			

BASES (Continued)

													CAM RANH BAY AB (Continued)	
2	80	80	-	-	40	24	2	894	860	30	4	447	285	C-130B (PAF)
11	5,452	4,991	7	454	496	5,307	8	3,420	3,012	-	408	428	3,528	C-130E (PAF)
9	6,968	6,616	6	346	774	3,575	21	8,319	7,504	3	812	396	9,918	C-130E (TAO)
<u>180</u>	<u>41,125</u>	<u>38,224</u>	<u>8</u>	<u>2,893</u>	<u>228</u>	<u>17,737</u>	<u>185</u>	<u>35,874</u>	<u>34,692</u>	<u>-</u>	<u>1,182</u>	<u>194</u>	<u>16,973</u>	<u>TOTAL</u>
13	3,401	3,393	-	8	262	1,382	9	1,521	1,520	-	1	169	789	O-1E (PAF)
-	-	-	-	-	-	-	3	914	912	-	2	305	343	O-1F (PAF)
4	297	292	-	5	74	162	-	-	-	-	-	-	-	O-1G (PAF)
71	21,212	21,039	-	173	299	7,003	79	19,335	19,293	-	42	245	6,613	O-2A (PAF)
7	1,742	1,737	5	-	249	781	1	91	91	-	-	91	37	O-2B (PAF)
-	-	-	-	-	-	-	-	-	-	-	-	-	-	CH-3C (SAO)
1	183	181	-	2	183	154	2	138	132	-	6	69	182	CH-3E (SAO)
-	-	-	-	-	-	-	-	-	-	-	-	-	-	HH-3E (LOO)
9	1,170	1,083	-	87	130	770	13	1,550	1,465	-	85	119	948	HH-3E (MTO)
4	-	-	-	-	-	-	1	-	-	-	-	-	-	F-4C (LOO)
30	4,105	3,874	-	231	137	2,472	2	102	92	-	10	51	75	F-4C (PAF)
1	-	-	-	-	-	-	1	-	-	-	-	-	-	E-4C (TAO)
-	-	-	-	-	-	-	-	-	-	-	-	-	-	RF-4C (LOO)
25	4,484	3,190	1	1,293	179	2,513	54	7,560	6,914	-	646	140	5,620	F-4D (LOO) F-4D (PAF)
-	-	-	-	-	-	-	-	-	-	-	-	-	-	U-10B (PAF)
2	310	82	-	228	155	667	2	144	110	-	34	72	421	HH-43B (MTO)
-	-	-	-	-	-	-	-	-	-	-	-	-	-	HH-43F (MTO)
-	19	19	-	-	-	7	-	13	13	-	-	-	5	C-47A (PAF)
2	491	491	-	-	246	201	2	771	771	-	-	386	171	HC-47A (PAF)
1	-	-	-	-	-	-	-	-	-	-	-	-	-	C-47D (LOO)
1	827	13	-	814	827	254	2	740	474	-	266	370	363	C-47D (PAF)
3	1,117	1,093	2	22	372	238	5	1,479	1,427	-	52	296	422	AC-47D (PAF)
-	-	-	-	-	-	-	1	-	-	-	-	-	-	RF-101C (LOO)
6	1,339	1,309	-	30	223	1,004	6	1,043	1,036	-	7	174	769	F-102A (PAF)

DOWNGRADED TO:
UNCLASSIFIED AFTER 1 YEAR

TABLE II - SOUTHEAST ASIA OPERATIONAL DATA BY MISSION.

MISSION, DESIGN, SERIES, WITHIN BASES	AVER- AGE AIR- CRAFT ON HAND	1 JULY 1967 THROUGH 30 SEPTEMBER 1967					1 OCTOBER 1967 THROUGH 31 DECEMBER 1967							
		FLYING HOURS				Uti- li- za- tion Rate	Sorties Flown	AVER- AGE AIR- CRAFT ON HAND	FLYING HOURS				Uti- li- za- tion Rate	Sorties Flown
		Total	Combat	Com- bat Sup- port	Other				Total	Combat	Com- bat Sup- port	Other		
OPERATING														
DA NANG APT (Continued)														
TF-102A (PAF)	-	-	-	-	-	-	-	-	-	-	-	-	-	-
F-105D (LOO)	-	-	-	-	-	-	1	-	-	-	-	-	-	-
C-123B (LOO)	1	-	-	-	-	-	-	-	-	-	-	-	-	-
C-123B (PAF)	5	1,125	1,117	-	8	225	1,659	-	-	-	-	-	-	-
DC-130A (SAO)	-	92	26	-	66	-	26	-	29	-	-	29	-	10
C-130B (PAF)	1	481	478	-	3	481	66	-	-	-	-	-	-	-
C-130E (LOO)	1	-	-	-	-	-	-	-	-	-	-	-	-	-
C-130E (PAF)	2	287	257	-	30	144	30	-	-	-	-	-	-	-
DC-130E (SAO)	1	134	134	-	-	134	39	-	114	114	-	-	-	44
DON MUANG APT TOTAL	15	2,784	234	79	2,471	186	2,500	16	5,418	731	84	4,603	332	4,920
A-1G (LOO)	-	-	-	-	-	-	-	-	-	-	-	-	-	-
CH-3C (LOO)	-	-	-	-	-	-	-	1	-	-	-	-	-	-
CH-3E (LOO)	-	-	-	-	-	-	-	-	-	-	-	-	-	-
HH-3E (LOO)	2	-	-	-	-	-	-	1	1	-	-	1	1	1
C-47A (PAF)	-	-	-	-	-	-	-	-	-	-	-	-	-	-
HC-47A (PAF)	-	-	-	-	-	-	-	-	24	-	-	24	-	11
C-47D (PAF)	1	251	28	11	212	251	168	1	296	43	-	253	296	177
VC-47D (PAF)	-	-	-	-	-	-	-	-	4	-	-	4	-	1
F-102A (PAF)	5	633	75	-	558	127	440	6	612	118	-	494	102	426
C-123B (PAF)	1	152	-	58	94	152	69	-	83	-	62	21	-	55
UC-123B (PAF)	1	17	-	10	7	17	13	1	180	-	22	158	180	126
C-130A (PAF)	4	1,287	83	-	1,204	322	1,371	-	19	7	-	12	-	11
C-130E (PAF)	1	444	48	-	396	444	439	6	4,199	563	-	3,636	700	4,112

DOWNGRADED TO:
UNCLASSIFIED AFTER 1 YEAR

DESIGN, SERIES WITHIN BASES - QUARTERLY - FY 1968

AVERAGE AIR-CRAFT ON HAND	1 JANUARY 1968 THROUGH 31 MARCH 1968						1 APRIL 1968 THROUGH 30 JUNE 1968						MISSION, DESIGN, SERIES, WITHIN BASES	
	FLYING HOURS				Utilization Rate	Sorties Flown	FLYING HOURS				Utilization Rate	Sorties Flown		
	Total	Combat	Combat Support	Other			Total	Combat	Combat Support	Other				
-	10	10	-	-	-	7	-	-	-	-	-	-	-	DA NANG AFB (Continued)
-	-	-	-	-	-	-	-	-	-	-	-	-	-	TF-102A (PAF)
-	-	-	-	-	-	-	-	-	-	-	-	-	-	F-105D (LOO)
-	-	-	-	-	-	-	-	-	-	-	-	-	-	C-123B (LOO)
-	-	-	-	-	-	-	-	-	-	-	-	-	-	C-123B (PAF)
-	-	-	-	-	-	-	-	140	110	-	30	-	55	DC-130A (SAO)
-	-	-	-	-	-	-	-	-	-	-	-	-	-	C-130B (PAF)
-	-	-	-	-	-	-	1	-	-	-	-	-	-	C-130E (LOO)
-	-	-	-	-	-	-	-	-	-	-	-	-	-	C-130E (PAF)
-	418	418	-	-	-	122	-	333	332	-	1	-	160	DC-130E (SAO)
15	4,577	870	29	3,678	302	4,177	17	6,632	1,059	-	5,573	390	4,330	DON MUANG AFB TOTAL
-	-	-	-	-	-	-	1	-	-	-	-	-	-	A-1G (LOO)
-	-	-	-	-	-	-	2	-	-	-	-	-	-	CH-3C (LOO)
1	-	-	-	-	-	-	1	-	-	-	-	-	-	CH-3E (LOO)
1	-	-	-	-	-	-	1	-	-	-	-	-	-	HH-3E (LOO)
-	53	-	-	53	-	40	1	255	-	-	255	255	90	C-47A (PAF)
1	163	4	-	159	163	104	1	594	-	-	594	594	70	HC-47A (PAF)
2	416	23	5	388	208	285	1	200	-	-	200	200	108	C-47D (PAF)
-	-	-	-	-	-	-	-	-	-	-	-	-	-	VC-47D (PAF)
4	480	415	-	65	120	318	4	538	513	-	25	135	337	F-102A (PAF)
-	-	-	-	-	-	-	-	-	-	-	-	-	-	C-123B (PAF)
1	176	-	24	152	176	52	-	-	-	-	-	-	-	UG-123B (PAF)
-	11	-	-	11	-	4	-	-	-	-	-	-	-	C-130A (PAF)
5	3,278	428	-	2,850	656	3,374	5	5,045	546	-	4,499	1,009	3,725	C-130E (PAF)

DOWNGRADED TO:
UNCLASSIFIED AFTER 1 YEAR

TABLE II - SOUTHEAST ASIA OPERATIONAL DATA BY MISSION,

MISSION, DESIGN, SERIES, WITHIN BASES	AVER- AGE AIR- CRAFT ON HAND	1 JULY 1967 THROUGH 30 SEPTEMBER 1967						1 OCTOBER 1967 THROUGH 31 DECEMBER 1967						
		FLYING HOURS				Utili- za- tion Rate	Sorties Flown	FLYING HOURS				Utili- za- tion Rate	Sorties Flown	
		Total	Combat	Com- bat Sup- port	Other			Total	Combat	Com- bat Sup- port	Other			
OPERATING														
KORAT AB														
TOTAL	79	14,980	13,856	3	1,121	190	6,072	71	14,906	13,032	226	1,648	210	5,305
C-7A (LOO)	1	-	-	-	-	-	-	-	-	-	-	-	-	-
HH-43B (MTO)	1	159	-	-	159	159	234	2	182	-	-	182	91	311
C-47D (PAF)	2	701	128	-	573	351	436	2	610	117	4	489	305	446
F-105D (LOO)	4	-	-	-	-	-	-	1	-	-	-	-	-	-
F-105D (PAF)	50	10,484	10,209	1	274	210	4,141	42	8,908	8,598	-	310	212	3,332
F-105F (LOO)	2	-	-	-	-	-	-	-	-	-	-	-	-	-
F-105F (PAF)	19	3,636	3,519	2	115	191	1,261	12	1,974	1,898	-	76	165	757
EC-121R (LOO)	-	-	-	-	-	-	-	-	-	-	-	-	-	-
EC-121R (PAF)	-	-	-	-	-	-	-	12	3,232	2,419	222	591	269	459
NAKHON PHANOM APT														
TOTAL	50	8,925	6,580	1,756	589	179	4,401	73	14,647	11,583	372	2,692	201	6,592
A-1E (LOO)	-	-	-	-	-	-	-	-	-	-	-	-	-	-
A-1E (PAF)	-	-	-	-	-	-	-	5	579	562	1	16	116	299
A-1G (PAF)	-	-	-	-	-	-	-	-	-	-	-	-	-	-
A-1H (PAF)	-	-	-	-	-	-	-	-	-	-	-	-	-	-
A-1J (PAF)	-	-	-	-	-	-	-	-	-	-	-	-	-	-
O-1F (PAF)	15	3,547	3,377	24	146	236	1,479	6	730	695	17	18	122	284
O-2A (PAF)	1	113	61	12	40	113	56	20	5,395	5,262	4	129	270	1,607
CH-3C (PAF)	-	-	-	-	-	-	-	1	70	2	21	47	70	68
CH-3E (PAF)	-	-	-	-	-	-	-	1	107	2	3	102	107	110
HH-3E (MTO)	-	57	43	11	3	-	36	6	787	641	30	116	130	500
U-6A (PAF)	-	5	5	-	-	-	-	2	-	-	-	-	-	-
U-10D (LOO)	-	-	-	-	-	-	-	1	-	-	-	-	-	-
U-10D (PAF)	10	1,291	105	1,095	91	129	983	10	1,884	201	51	1,632	188	1,618
A-26A (LOO)	-	-	-	-	-	-	-	1	-	-	-	-	-	-
A-26A (PAF)	10	1,368	1,176	27	165	137	535	10	1,957	1,778	2	177	196	714
T-28D (PAF)	10	1,599	1,373	155	71	160	881	8	1,828	1,695	79	54	229	901
VC-47A (PAF)	-	-	-	-	-	-	-	-	-	-	-	-	-	-
C-47D (PAF)	1	68	-	18	50	68	42	1	245	5	50	190	245	149

DOWNGRADED TO:
UNCLASSIFIED AFTER 1 YEAR

DESIGN, SERIES WITHIN BASES - QUARTERLY - FY 1968

1 JANUARY 1968 THROUGH 31 MARCH 1968							1 APRIL 1968 THROUGH 30 JUNE 1968							MISSION, DESIGN, SERIES, WITHIN BASES
AVER- AGE AIR- CRAFT ON HAND	FLYING HOURS				Utili- za- tion Rate	Sorties Flown	AVER- AGE AIR- CRAFT ON HAND	FLYING HOURS				Utili- za- tion Rate	Sorties Flown	
	Total	Combat	Com- bat Sup- port	Other				Total	Combat	Com- bat Sup- port	Other			
<u>80</u>	<u>19,559</u>	<u>18,167</u>	<u>86</u>	<u>1,306</u>	<u>244</u>	<u>5,539</u>	<u>85</u>	<u>20,484</u>	<u>18,938</u>	<u>259</u>	<u>1,287</u>	<u>241</u>	<u>6,055</u>	<u>KORAT AB</u> <u>TOTAL</u>
-	-	-	-	-	-	-	-	-	-	-	-	-	-	- C-7A (LOO)
2	188	-	-	188	94	304	2	139	-	-	139	70	425	HH-43B
2	653	-	-	653	327	418	2	419	-	-	419	210	310	(MTO)
2	3	3	-	-	2	1	2	-	-	-	-	-	-	C-47D (PAF)
38	9,346	9,066	-	280	246	3,303	35	7,927	7,666	-	261	226	3,134	F-105D
-	-	-	-	-	-	-	1	-	-	-	-	-	-	(PAF)
12	1,778	1,666	-	112	148	690	18	2,680	2,445	4	231	149	1,221	F-105F
2	-	-	-	-	-	-	1	-	-	-	-	-	-	(LOO)
22	7,591	7,432	86	73	345	823	24	9,319	8,827	255	237	388	965	F-105F (PAF)
														EC-121R (LOO)
														EC-121R (PAF)
<u>120</u>	<u>24,716</u>	<u>19,437</u>	<u>343</u>	<u>4,936</u>	<u>206</u>	<u>7,322</u>	<u>113</u>	<u>20,161</u>	<u>16,031</u>	<u>677</u>	<u>3,453</u>	<u>178</u>	<u>7,398</u>	<u>NAKHON PHANOM AFB</u> <u>TOTAL</u>
-	-	-	-	-	-	-	1	-	-	-	-	-	-	A-1E (LOO)
22	3,123	3,070	8	45	142	1,111	22	2,987	2,848	38	101	136	1,487	A-1E (PAF)
2	37	16	12	9	19	22	3	243	172	1	70	81	130	A-1G (PAF)
-	-	-	-	-	-	-	2	14	12	-	2	7	8	A-1H (PAF)
5	-	-	-	-	-	-	-	181	-	-	181	-	2	A-1J (PAF)
39	11,519	10,709	119	691	295	2,765	28	9,378	9,028	215	135	335	2,749	O-1F (PAF)
1	41	2	3	36	41	40	-	42	1	-	41	-	20	O-2A (PAF)
8	1,275	337	13	925	159	482	8	890	238	6	646	111	412	CH-3C (PAF)
5	563	442	40	81	113	335	7	1,016	564	179	273	145	473	CH-3E (PAF)
-	-	-	-	-	-	-	-	-	-	-	-	-	-	HH-3E (MTO)
-	-	-	-	-	-	-	-	-	-	-	-	-	-	U-6A (PAF)
12	2,570	95	34	2,441	214	730	12	1,127	75	-	1,052	94	604	U-10D (LOO)
-	-	-	-	-	-	-	1	-	-	-	-	-	-	U-10D (PAF)
13	2,535	2,468	5	62	195	833	11	2,010	1,843	-	167	183	783	A-26A (LOO)
7	1,453	1,339	3	111	208	668	5	508	357	-	151	102	304	A-26A (PAF)
1	27	-	5	22	27	6	-	59	-	11	48	-	13	T-28D (PAF)
1	187	-	50	137	187	50	2	532	16	138	378	266	143	VC-47A (PAF)
														C-47D (PAF)

DOWNGRADED TO:
UNCLASSIFIED AFTER 1 YEAR

TABLE II - SOUTHEAST ASIA OPERATIONAL DATA BY MISSION.

MISSION DESIGN SERIES, WITHIN BASES	AVERAGE AIR-CRAFT ON HAND	1 JULY 1967 THROUGH 30 SEPTEMBER 1967						1 OCTOBER 1967 THROUGH 31 DECEMBER 1967						
		FLYING HOURS				Utilization Rate	Sorties Flown	FLYING HOURS				Utilization Rate	Sorties Flown	
		Total	Combat	Combat Support	Other			Total	Combat	Combat Support	Other			
OPERATING														
NAKHOH PHANOM APT														
(Continued)														
VC-47D (PAF)	-	-	-	-	-	-	-	-	-	-	-	-	-	-
C-123B (PAF)	-	-	-	-	-	-	-	-	-	-	-	-	-	-
UC-123B (LOO)	-	-	-	-	-	-	-	-	-	-	-	-	-	-
UC-123B (PAF)	3	877	440	414	23	292	387	3	1,065	740	114	211	355	342
NHA TRANG APT														
TOTAL	105	34,942	34,455	17	470	333	18,485	116	32,570	32,189	6	375	281	16,813
UH-1F (PAF)	13	1,300	1,221	-	79	100	2,456	11	1,244	1,166	-	78	113	2,132
O-1E (LOO)	1	-	-	-	-	-	-	-	-	-	-	-	-	-
O-1E (PAF)	17	7,537	7,537	-	-	443	4,076	7	2,744	2,744	-	-	392	1,398
O-1F (LOO)	1	-	-	-	-	-	-	1	-	-	-	-	-	-
O-1F (PAF)	3	883	883	-	-	294	499	19	5,839	5,839	-	-	307	3,252
O-1G (LOO)	-	-	-	-	-	-	-	-	-	-	-	-	-	-
O-1G (PAF)	26	11,007	11,007	-	-	423	5,652	30	10,807	10,801	6	-	360	5,741
O-2A (PAF)	-	-	-	-	-	-	-	-	-	-	-	-	-	-
O-2B (PAF)	8	1,656	1,641	-	15	207	992	10	1,704	1,699	-	5	170	1,150
U-10B (PAF)	3	127	125	-	2	42	69	2	105	105	-	-	53	74
U-10D (PAF)	-	-	-	-	-	-	-	2	23	16	-	7	12	14
HH-43B (MTO)	-	-	-	-	-	-	-	1	62	61	-	1	62	74
HH-43F (MTO)	1	191	181	-	10	191	265	1	100	96	-	4	100	179
C-47A (PAF)	2	762	752	-	10	381	305	3	646	646	-	-	215	233
HC-47A (PAF)	1	549	494	-	55	549	224	2	459	459	-	-	230	260
C-47D (LOO)	-	-	-	-	-	-	-	-	-	-	-	-	-	-
C-47D (PAF)	2	721	673	-	48	361	239	2	494	436	-	58	247	191
AC-47D (PAF)	7	1,973	1,858	-	115	282	580	9	1,528	1,495	-	33	170	491
TC-47D (PAF)	-	6	6	-	-	-	-	1	-	-	-	-	-	-
VC-47D (PAF)	-	-	-	-	-	-	-	-	-	-	-	-	-	-
EC-47N (PAF)	6	3,132	3,088	7	37	522	526	6	2,814	2,806	-	8	469	479
EC-47P (PAF)	8	3,314	3,277	3	34	414	637	7	3,237	3,186	-	51	462	566

DOWNGRADED TO:
UNCLASSIFIED AFTER 1 YEAR

DESIGN, SERIES WITHIN BASES - QUARTERLY - FY 1968

1 JANUARY 1968 THROUGH 31 MARCH 1968							1 APRIL 1968 THROUGH 30 JUNE 1968						MISSION, DESIGN, SERIES, WITHIN BASES	
AVER- AGE AIR- CRAFT ON HAND	FLYING HOURS				Utili- li- za- tion Rate	Sorties Flown	AVER- AGE AIR- CRAFT ON HAND	FLYING HOURS				Utili- li- za- tion Rate		Sorties Flown
	Total	Combat	Com- bat Sup- port	Other				Total	Combat	Com- bat Sup- port	Other			
BASES (Continued)													NAKHON PHANOM APT (Continued)	
-	13	-	-	13	-	4	-	-	-	-	-	-	-	VC-47D (PAF)
-	-	-	-	-	-	-	1	1	-	-	1	1	1	C-123B (PAF)
-	-	-	-	-	-	-	1	-	-	-	-	-	-	UC-123B (LOO)
4	1,373	959	51	363	343	276	4	1,173	877	89	207	293	269	UC-123B (PAF)
127	43,416	42,490	47	879	342	21,293	148	39,510	38,284	15	1,211	267	25,101	NHA TRANG APT TOTAL
12	2,413	2,277	-	136	201	4,686	15	2,217	2,125	3	89	148	5,592	UH-1F (PAF)
-	-	-	-	-	-	-	-	-	-	-	-	-	-	O-1E(LOO)
3	2,278	2,278	-	-	759	761	2	1,524	1,524	-	-	762	556	O-1E(PAF)
1	-	-	-	-	-	-	2	-	-	-	-	-	-	O-1F(LOO)
22	7,415	7,415	-	-	337	3,634	18	4,190	4,190	-	-	233	2,764	O-1F(PAF)
-	-	-	-	-	-	-	1	1	1	-	-	1	1	O-1G(LOO)
27	11,324	11,324	-	-	419	5,255	21	8,195	8,195	-	-	390	4,437	O-1G(PAF)
8	1,856	1,856	-	-	232	976	13	3,476	3,476	-	-	267	1,656	O-2A(PAF)
12	2,040	2,023	-	-	17	1,175	24	6,961	6,954	2	5	290	2,278	O-2B(PAF)
2	29	23	-	-	6	15	13	1,557	1,542	-	15	120	2,814	U-10B (PAF)
4	853	843	-	-	10	213	6	1,091	729	-	362	182	1,171	U-10D (PAF)
2	169	162	-	-	7	85	1	155	145	2	8	155	402	HH-43B (MFO)
-	142	138	-	-	4	-	-	124	122	-	2	-	236	HH-43F (MFO)
3	1,199	1,197	-	-	2	400	3	449	448	-	1	150	277	C-47A (PAF)
2	304	303	-	-	1	152	2	351	349	-	2	176	210	HC-47A (PAF)
-	-	-	-	-	-	-	-	3	3	-	-	-	2	C-47D (LOO)
2	202	189	3	10	101	102	2	372	365	-	7	186	239	C-47D (PAF)
8	2,631	2,578	10	43	329	602	7	1,171	1,093	4	74	167	472	AC-47D (PAF)
-	-	-	-	-	-	-	-	-	-	-	-	-	-	TC-47D (PAF)
-	4	4	-	-	-	1	-	-	-	-	-	-	-	VC-47D (PAF)
6	3,337	3,257	24	56	556	508	7	2,994	2,970	-	24	428	524	EC-47N (PAF)
7	3,969	3,921	-	48	567	575	7	2,960	2,939	-	21	423	602	EC-47E (PAF)

DOWNGRADED TO:
UNCLASSIFIED AFTER 1 YEAR

TABLE II -- SOUTHEAST ASIA OPERATIONAL DATA BY MISSION,

MISSION, DESIGN, SERIES, WITHIN BASES	AVER- AGE AIR- CRAFT ON HAND	1 JULY 1967 THROUGH 30 SEPTEMBER 1967						1 OCTOBER 1967 THROUGH 31 DECEMBER 1967						
		FLYING HOURS				Utili- za- tion Rate	Sorties Flown	AVER- AGE AIR- CRAFT ON HAND	FLYING HOURS				Utili- za- tion Rate	Sorties Flown
		Total	Combat	Com- bat Sup- port	Other				Total	Combat	Com- bat Sup- port	Other		
OPERATING														
NHA TRANG APT														
(Continued)														
C-123B (PAF)	3	851	846	5	-	284	1,200	-	-	-	-	-	-	-
C-130A (PAF)	-	-	-	-	-	-	-	-	4	4	-	-	-	1
JG-130A (PAF)	-	-	-	-	-	-	-	-	48	48	-	-	-	16
C-130E (PAF)	3	933	866	2	65	311	764	3	712	582	-	130	237	562
C-130E (TAO)	-	-	-	-	-	-	-	-	-	-	-	-	-	-
PHAN RANG AB														
TOTAL	102	22,173	21,797	87	289	217	20,084	111	26,053	25,699	42	312	235	23,950
O-1E (PAF)	-	-	-	-	-	-	-	2	204	199	-	5	102	447
O-1F (PAF)	-	-	-	-	-	-	-	-	-	-	-	-	-	-
O-2A (PAF)	-	-	-	-	-	-	-	-	-	-	-	-	-	-
HH-43B (MTO)	2	228	221	-	7	114	532	-	-	-	-	-	-	-
C-47A (PAF)	1	183	158	25	-	183	211	1	157	157	-	-	157	173
C-47D (PAF)	1	186	175	11	-	186	168	1	260	240	20	-	260	259
AC-47D (PAF)	-	-	-	-	-	-	-	-	-	-	-	-	-	-
B-57B (PAF)	19	4,316	4,285	4	27	227	2,085	15	3,976	3,952	12	12	265	1,787
B-57C (PAF)	-	-	-	-	-	-	-	1	159	158	-	1	159	76
F-100C (PAF)	-	-	-	-	-	-	-	-	-	-	-	-	-	-
F-100D (PAF)	46	7,764	7,618	35	111	169	5,175	51	8,719	8,581	9	129	171	6,008
F-100F (PAF)	2	363	334	-	29	182	241	2	302	291	1	10	151	201
C-123B (PAF)	26	7,862	7,800	6	56	302	10,152	22	7,008	6,916	-	92	319	8,683
C-123K (PAF)	5	1,271	1,206	6	59	254	1,520	16	5,268	5,205	-	63	329	6,316
PHU CAT AB														
TOTAL	74	15,523	15,301	70	152	210	17,380	67	14,721	14,487	85	149	220	15,057
F-4D (TAO)	-	-	-	-	-	-	-	-	-	-	-	-	-	-
C-7A (PAF)	28	7,472	7,368	-	104	267	12,458	25	7,674	7,598	-	76	307	10,333
HH-43B (MTO)	2	133	130	-	3	67	243	2	206	203	-	3	103	443
C-47D (PAF)	1	290	290	-	-	290	209	1	273	228	-	45	273	213

DOWNGRADED TO:
UNCLASSIFIED AFTER 1 YEAR

DESIGN, SERIES WITHIN BASES -- QUARTERLY -- FY 1968

AVERAGE AIR-CRAFT ON HAND	1 JANUARY 1968 THROUGH 31 MARCH 1968						1 APRIL 1968 THROUGH 30 JUNE 1968						MISSION, DESIGN, SERIES, WITHIN BASES	
	FLYING HOURS				Utilization Rate	Sorties Flown	FLYING HOURS				Utilization Rate	Sorties Flown		
	Total	Combat	Combat Support	Other			Total	Combat	Combat Support	Other				
BASES (Continued)														
-	-	-	-	-	-	-	-	-	-	-	-	-	-	NHA TRANG AFB (Continued)
-	-	-	-	-	-	-	-	-	-	-	-	-	-	C-130A (PAF)
-	-	-	-	-	-	-	-	-	-	-	-	-	-	JC-130A (PAF)
3	815	687	10	118	272	351	3	1,207	662	4	541	402	279	C-130E (PAF)
3	2,436	2,015	-	421	812	1,541	1	512	452	-	60	512	589	C-130E (TAO)
119	36,961	36,251	72	638	311	25,415	149	32,718	31,562	63	1,093	220	27,888	PHAN BANG AB TOTAL
-	-	-	-	-	-	-	4	1,369	1,369	-	-	342	395	O-1E (PAF)
-	-	-	-	-	-	-	1	442	442	-	-	442	301	O-1F (PAF)
-	-	-	-	-	-	-	11	2,030	2,030	-	-	185	1,586	O-2A (PAF)
2	233	221	4	8	117	569	2	171	158	1	12	86	546	HH-43B (MTO)
-	146	119	22	5	-	110	1	267	218	12	37	267	197	C-47A (PAF)
-	276	271	-	5	-	191	1	234	205	8	21	234	195	C-47D (PAF)
3	1,577	1,573	-	4	526	277	3	806	805	-	1	269	244	AC-47D (PAF)
21	6,556	6,523	15	18	312	2,689	23	5,765	5,537	11	217	251	2,267	B-57B (PAF)
-	149	149	-	-	-	62	-	-	-	-	-	-	-	B-57C (PAF)
-	-	-	-	-	-	-	12	1,900	1,489	1	410	158	1,074	F-100C (PAF)
49	8,737	8,503	14	220	178	5,198	46	7,250	7,053	4	193	158	4,831	F-100D (PAF)
1	309	271	2	36	309	171	3	460	436	2	22	153	308	F-100F (PAF)
17	7,541	7,431	10	100	444	6,733	10	3,180	3,151	-	29	318	3,850	C-123B (PAF)
26	11,437	11,190	5	242	440	9,415	32	8,844	8,669	24	151	276	12,094	C-123K (PAF)
83	23,982	12,739	10,835	408	289	18,127	95	23,079	21,354	748	977	243	22,414	PHU CAT AB TOTAL
-	-	-	-	-	-	-	4	743	722	-	21	186	494	F-4D (TAO)
26	10,763	276	10,327	160	414	11,625	28	10,616	9,636	730	250	379	14,914	C-7A (PAF)
2	278	6	268	4	139	596	2	218	209	5	4	109	642	HH-43B (MTO)
1	296	2	226	68	296	167	1	245	198	2	45	245	189	C-47D (PAF)

DOWNGRADED TO:
UNCLASSIFIED AFTER 1 YEAR

TABLE II -- SOUTHEAST ASIA OPERATIONAL DATA BY MISSION,

MISSION, DESIGN SERIES, WITHIN BASES	AVER- AGE AIR- CRAFT ON HAND	1 JULY 1967 THROUGH 30 SEPTEMBER 1967						1 OCTOBER 1967 THROUGH 31 DECEMBER 1967						
		FLYING HOURS				Utili- za- tion Rate	Sorties Flown	AVER- AGE AIR- CRAFT ON HAND	FLYING HOURS				Utili- za- tion Rate	Sorties Flown
		Total	Combat	Com- bat Sup- port	Other				Total	Combat	Com- bat Sup- port	Other		
OPERATING														
<u>PHU CAT AB</u> (Continued)														
AC-47D (PAF)	5	1,308	1,297	7	4	262	395	3	600	600	-	-	200	226
F-100C (PAF)	-	-	-	-	-	-	-	-	-	-	-	-	-	-
F-100D (LOO)	-	-	-	-	-	-	-	-	-	-	-	-	-	-
F-100D (PAF)	32	5,051	4,973	45	33	158	3,661	32	4,904	4,816	70	18	153	3,533
F-100D (TAO)	-	-	-	-	-	-	-	-	-	-	-	-	-	-
F-100F (LOO)	-	-	-	-	-	-	-	-	-	-	-	-	-	-
F-100F (PAF)	6	1,269	1,243	18	8	212	414	4	1,064	1,042	15	7	266	309
F-100F (TAO)	-	-	-	-	-	-	-	-	-	-	-	-	-	-
<u>PLEIKU APT</u> <u>TOTAL</u>	<u>38</u>	<u>11,076</u>	<u>11,026</u>	<u>-</u>	<u>50</u>	<u>291</u>	<u>3,960</u>	<u>42</u>	<u>16,432</u>	<u>16,308</u>	<u>-</u>	<u>124</u>	<u>321</u>	<u>5,264</u>
A-1E (PAF)	9	2,027	2,011	-	16	225	865	8	2,567	2,543	-	24	321	1,088
A-1G (PAF)	6	859	844	-	15	143	372	6	1,652	1,630	-	22	275	707
A-1H (PAF)	-	-	-	-	-	-	-	-	-	-	-	-	-	-
A-1J (PAF)	-	-	-	-	-	-	-	-	-	-	-	-	-	-
Q-2B (PAF)	3	846	840	-	6	282	756	5	1,665	1,656	-	9	333	1,357
U-10B (PAF)	1	23	23	-	-	23	18	1	-	-	-	-	-	-
HH-43B (MTO)	-	2	2	-	-	-	1	-	-	-	-	-	-	-
HH-43F (MTO)	1	157	151	-	6	157	241	2	309	298	-	11	155	428
C-47A (PAF)	-	195	195	-	-	-	79	1	205	204	-	1	205	100
HC-47A (PAF)	1	249	249	-	-	249	120	1	264	260	-	4	264	114
C-47D (PAF)	2	582	581	-	1	291	358	2	871	850	-	21	436	441
AC-47D (PAF)	3	813	810	-	3	271	226	3	1,129	1,128	-	1	376	342
VC-47D (PAF)	-	-	-	-	-	-	-	-	-	-	-	-	-	-
EC-47N (PAF)	5	2,205	2,203	-	2	441	392	6	3,640	3,618	-	22	607	635
RC-47N (PAF)	-	7	7	-	-	-	1	-	-	-	-	-	-	-
EC-47P (PAF)	7	3,101	3,100	-	1	443	528	7	4,130	4,121	-	9	590	752
RC-47P (PAF)	-	10	10	-	-	-	3	-	-	-	-	-	-	-

DOWNGRADED TO:
UNCLASSIFIED AFTER 1 YEAR

DESIGN, SERIES WITHIN BASES - QUARTERLY - FY 1968

AVERAGE AIR-CRAFT ON HAND	1 JANUARY 1968 THROUGH 31 MARCH 1968						1 APRIL 1968 THROUGH 30 JUNE 1968						MISSION, DESIGN, SERIES, WITHIN BASES
	FLYING HOURS				Utilization Rate	Sorties Flown	FLYING HOURS				Utilization Rate	Sorties Flown	
	Total	Combat	Combat Support	Other			Total	Combat	Combat Support	Other			

BASES (Continued)

5	1,604	1,593	7	4	321	380	3	885	874	7	4	295	280	PHU CAT AB (Continued)
-	-	-	-	-	-	-	10	1,551	1,327	-	224	155	888	AC-47D (PAF)
-	-	-	-	-	-	-	1	-	-	-	-	-	-	F-100C (PAF)
34	6,799	6,697	3	99	200	3,880	25	4,733	4,624	-	109	189	2,920	F-100D (PAF)
8	1,479	1,466	-	13	185	1,023	14	2,235	2,183	-	52	160	1,587	F-100D (TAO)
-	-	-	-	-	-	-	1	-	-	-	-	-	-	F-100F (LOO)
6	1,439	1,386	4	49	240	332	4	1,382	1,153	-	229	321	321	F-100F (PAF)
1	1,324	1,313	-	11	1,324	124	2	471	428	4	39	236	179	F-100F (TAO)
<u>34</u>	<u>12,031</u>	<u>11,572</u>	<u>402</u>	<u>57</u>	<u>354</u>	<u>3,314</u>	<u>61</u>	<u>14,304</u>	<u>13,442</u>	<u>143</u>	<u>719</u>	<u>234</u>	<u>4,949</u>	PLEIKU APT TOTAL
2	338	332	-	6	169	112	1	75	68	5	2	75	35	A-1E (PAF)
4	1,201	1,187	-	14	300	348	4	805	772	7	26	201	448	A-1G (PAF)
1	-	-	-	-	-	-	19	2,553	2,506	12	35	134	1,196	A-1H (PAF)
-	-	-	-	-	-	-	4	839	347	-	492	210	189	A-1J (PAF)
4	1,267	1,256	9	2	317	796	1	113	113	-	-	113	88	O-2B (PAF)
-	-	-	-	-	-	-	-	-	-	-	-	-	-	U-10B (PAF)
-	7	6	-	1	-	8	-	-	-	-	-	-	-	HH-43B (MTO)
2	182	174	-	8	91	153	2	117	110	1	6	59	195	HH-43F (MTO)
1	217	217	-	-	217	95	1	250	250	-	-	250	106	C-47A (PAF)
-	-	-	-	-	-	-	-	-	-	-	-	-	-	HC-47A (PAF)
3	927	546	380	1	309	370	6	948	827	113	8	158	584	C-47D (PAF)
3	1,410	1,407	-	3	470	287	4	806	794	2	10	202	270	AC-47D (PAF)
-	6	6	-	-	-	1	-	-	-	-	-	-	-	VC-47D (PAF)
6	2,715	2,709	-	6	453	504	7	2,706	2,656	-	50	387	668	EC-47N (PAF)
-	-	-	-	-	-	-	-	-	-	-	-	-	-	RC-47N (PAF)
8	3,761	3,732	13	16	470	640	12	5,092	4,999	3	90	424	1,170	EC-47P (PAF)
-	-	-	-	-	-	-	-	-	-	-	-	-	-	RC-47P (PAF)

DOWNGRADED TO:
UNCLASSIFIED AFTER 1 YEAR

TABLE II - SOUTHEAST ASIA OPERATIONAL DATA BY MISSION.

MISSION DESIGN, SERIES, WITHIN BASES	AVERAGE AIR-CRAFT ON HAND	1 JULY 1967 THROUGH 30 SEPTEMBER 1967						1 OCTOBER 1967 THROUGH 31 DECEMBER 1967						
		FLYING HOURS				Utilization Rate	Sorties Flown	AVERAGE AIR-CRAFT ON HAND	FLYING HOURS				Utilization Rate	Sorties Flown
		Total	Combat	Combat Support	Other				Total	Combat	Combat Support	Other		
OPERATING														
TAKHLI AB														
TOTAL	86	17,809	16,329	217	1,263	207	6,609	84	16,287	14,861	173	1,253	194	6,067
HH-43B (MTO)	3	174	-	-	174	58	490	3	200	-	-	200	67	349
C-47D (PAF)	3	640	-	81	559	213	600	1	561	10	86	465	561	511
EB-66B (LOO)	-	-	-	-	-	-	-	2	-	-	-	-	-	-
EB-66B (PAF)	10	2,670	2,561	12	97	267	726	7	1,278	1,222	3	53	183	364
RB-66B (PAF)	-	117	44	-	73	-	31	-	50	44	-	6	-	13
EB-66C (LOO)	3	-	-	-	-	-	-	1	-	-	-	-	-	-
EB-66C (PAF)	10	2,827	2,780	8	39	283	798	9	1,970	1,916	10	44	219	597
EB-66E (LOO)	-	-	-	-	-	-	-	1	-	-	-	-	-	-
EB-66E (PAF)	-	-	-	-	-	-	-	9	2,162	1,934	5	223	240	642
F-105D (LOO)	5	7	7	-	-	1	2	2	-	-	-	-	-	-
F-105D (PAF)	44	9,184	8,811	108	265	209	3,308	39	8,132	7,865	61	206	209	2,946
F-105F (LOO)	-	-	-	-	-	-	-	-	-	-	-	-	-	-
F-105F (PAF)	8	2,190	2,126	8	56	274	654	10	1,934	1,870	8	56	193	645
F-111A (TAO)	-	-	-	-	-	-	-	-	-	-	-	-	-	-
TAN SON NHUT AFB														
TOTAL	130	36,413	30,461	5,002	950	280	28,539	128	31,859	26,486	4,376	997	249	25,061
A-1E (LOO)	1	-	-	-	-	-	-	2	-	-	-	-	-	-
A-1G (LOO)	1	-	-	-	-	-	-	1	-	-	-	-	-	-
UH-1F (PAF)	-	-	-	-	-	-	-	-	-	-	-	-	-	-
CH-3C (LOO)	1	-	-	-	-	-	-	-	-	-	-	-	-	-
CH-3C (PAF)	2	410	340	56	14	205	691	1	160	33	124	3	160	400
U-3A (PAF)	-	-	-	-	-	-	-	-	-	-	-	-	-	-
U-3B (LOO)	-	-	-	-	-	-	-	-	-	-	-	-	-	-
U-3B (PAF)	3	715	8	706	1	238	345	3	566	8	558	-	189	261
RF-4C (LOO)	-	-	-	-	-	-	-	1	-	-	-	-	-	-
RF-4C (PAF)	34	6,348	6,192	11	145	187	3,063	31	5,385	5,199	36	150	174	2,525
T-39A (PAF)	9	2,669	10	2,642	17	297	721	8	2,519	39	2,431	49	315	696

DOWNGRADED TO:
UNCLASSIFIED AFTER 1 YEAR

DESIGN, SERIES WITHIN BASES - QUARTERLY - FY 1968

AVERAGE AIR-CRAFT ON HAND	1 JANUARY 1968 THROUGH 31 MARCH 1968						1 APRIL 1968 THROUGH 30 JUNE 1968						MISSION, DESIGN, SERIES, WITHIN BASES
	FLYING HOURS				Utilization Rate	Sorties Flown	FLYING HOURS				Utilization Rate	Sorties Flown	
	Total	Combat	Combat Support	Other			Total	Combat	Combat Support	Other			

BASES (Continued)

<u>89</u>	<u>18,630</u>	<u>16,517</u>	<u>231</u>	<u>1,882</u>	<u>209</u>	<u>6,582</u>	<u>103</u>	<u>18,885</u>	<u>16,914</u>	<u>236</u>	<u>1,735</u>	<u>183</u>	<u>7,482</u>	<u>TAKHLI AB</u> <u>TOTAL</u>
2	219	-	-	219	110	312	2	200	-	-	200	100	405	HH-43B (MTO)
1	969	-	156	813	969	548	2	613	-	69	544	307	523	C-47D (PAF)
2	-	-	-	-	-	-	1	-	-	-	-	-	-	EB-66B (LOO)
5	1,055	976	4	75	211	322	10	1,155	903	8	244	116	403	EB-66B (PAF)
-	-	-	-	-	-	-	-	-	-	-	-	-	-	RB-66B (PAF)
2	-	-	-	-	-	-	1	-	-	-	-	-	-	EB-66C (LOO)
7	1,652	1,612	9	31	236	468	8	1,333	1,281	8	44	167	418	EB-66C (PAF)
1	5	-	-	5	5	2	1	-	-	-	-	-	-	EB-66E (LOO)
13	3,176	3,036	6	134	244	886	16	3,244	3,108	17	119	203	1,095	EB-66E (PAF)
3	-	-	-	-	-	-	2	-	-	-	-	-	-	F-105D (LOO)
39	9,091	8,773	42	276	233	3,165	39	9,759	9,387	101	271	250	3,594	F-105D (PAF)
-	-	-	-	-	-	-	2	-	-	-	-	-	-	F-105F (LOO)
13	2,217	2,071	9	137	171	822	14	2,319	2,138	28	153	166	922	F-105F (PAF)
1	246	49	5	192	246	57	5	262	97	5	160	52	122	F-11A (TAO)
<u>142</u>	<u>38,628</u>	<u>32,572</u>	<u>5,067</u>	<u>989</u>	<u>272</u>	<u>21,981</u>	<u>139</u>	<u>35,457</u>	<u>33,664</u>	<u>794</u>	<u>999</u>	<u>255</u>	<u>28,001</u>	<u>TAN SON NHUT AFB</u> <u>TOTAL</u>
1	-	-	-	-	-	-	-	-	-	-	-	-	-	A-1E (LOO)
1	-	-	-	-	-	-	1	-	-	-	-	-	-	A-1G (LOO)
1	308	299	-	9	308	871	1	203	203	-	-	203	432	UH-1F (PAF)
-	-	-	-	-	-	-	-	-	-	-	-	-	-	CH-3C (LOO)
-	-	-	-	-	-	-	-	-	-	-	-	-	-	CH-3C (PAF)
-	-	-	-	-	-	-	-	101	101	-	-	-	80	U-3A (PAF)
-	-	-	-	-	-	-	1	-	-	-	-	-	-	U-3B (LOO)
3	712	3	702	7	237	269	2	321	244	72	5	161	248	U-3B (PAF)
2	-	-	-	-	-	-	-	-	-	-	-	-	-	RF-4C (LOO)
32	5,964	5,814	28	122	186	2,282	34	4,857	4,706	12	139	143	2,568	RF-4C (LOO)
8	3,013	5	2,990	18	377	728	8	2,657	2,151	440	66	332	913	T-39A (PAF)

DOWNGRADED TO:
UNCLASSIFIED AFTER 1 YEAR

TABLE II - SOUTHEAST ASIA OPERATIONAL DATA BY MISSION.

MISSION DESIGN, SERIES, WITHIN BASES	AVERAGE AIR-CRAFT ON HAND	1 JULY 1967 THROUGH 30 SEPTEMBER 1967						1 OCTOBER 1967 THROUGH 31 DECEMBER 1967						
		FLYING HOURS				Utili-za-tion Rate	Sorties Flown	FLYING HOURS				Utili-za-tion Rate	Sorties Flown	
		Total	Combat	Com-bat Sup-port	Other			Total	Combat	Com-bat Sup-port	Other			
OPERATING														
TAN SON NHUT AFB														
(Continued)														
HH-43B (MTO)	2	179	166	-	13	90	408	2	187	177	-	10	94	361
HH-43B (PAF)	-	-	-	-	-	-	-	-	-	-	-	-	-	-
HH-43F (LOO)	-	-	-	-	-	-	-	-	-	-	-	-	-	-
C-47A (PAF)	-	-	-	-	-	-	-	-	-	-	-	-	-	-
C-47D (PAF)	4	985	674	299	12	246	241	4	784	424	299	61	196	162
VC-47D (PAF)	1	253	-	251	2	253	71	1	233	4	228	1	233	61
EC-47N (PAF)	6	2,839	2,809	-	30	473	530	8	3,062	2,999	20	43	383	585
EC-47P (LOO)	-	-	-	-	-	-	-	-	-	-	-	-	-	-
EC-47P (PAF)	8	3,643	3,607	-	36	455	680	7	2,579	2,529	14	36	368	500
C-54E (PAF)	1	218	-	211	7	218	44	1	241	-	241	-	241	36
RB-57E (PAF)	3	724	698	-	26	241	297	2	437	431	-	6	219	180
RF-101C (PAF)	12	2,231	2,120	4	107	186	1,029	14	2,311	2,247	-	64	165	1,047
VC-118A (PAF)	1	273	-	273	-	273	49	1	191	2	188	1	191	32
C-123B (PAF)	3	166	116	-	50	55	158	-	25	14	11	-	-	25
UC-123B (PAF)	1	189	-	187	2	189	50	1	224	3	219	2	224	58
C-123K (LOO)	-	-	-	-	-	-	-	-	-	-	-	-	-	-
C-123K (PAF)	14	3,949	3,578	333	38	282	6,036	14	3,385	3,295	4	86	242	5,291
C-130B (LOO)	1	-	-	-	-	-	-	2	-	-	-	-	-	-
C-130B (PAF)	22	10,616	10,143	29	444	483	14,124	24	9,570	9,082	3	485	399	12,841
C-130E (PAF)	-	6	-	-	6	-	2	-	-	-	-	-	-	-
TUY HOA AB														
TOTAL														
	45	11,601	11,069	299	253	258	6,471	62	13,567	12,873	237	457	219	9,211
HH-43B (MTO)	1	118	114	-	4	118	192	2	178	173	-	5	89	253
HH-43B (PAF)	1	68	63	-	5	68	121	-	-	-	-	-	-	-
C-47D (PAF)	1	296	111	180	5	296	208	-	167	3	133	31	-	136

DOWNGRADED TO:
UNCLASSIFIED AFTER 1 YEAR

DESIGN, SERIES WITHIN BASES -- QUARTERLY -- FY 1968

1 JANUARY 1968 THROUGH 31 MARCH 1968							1 APRIL 1968 THROUGH 30 JUNE 1968					MISSION, DESIGN, SERIES, WITHIN BASES		
AVERAGE AIR- CRAFT ON HAND	FLYING HOURS				Utili- za- tion Rate	Sorties Flown	AVERAGE AIR- CRAFT ON HAND	FLYING HOURS					Utili- za- tion Rate	Sorties Flown
	Total	Combat	Combat Support	Other				Total	Combat	Combat Support	Other			
BASES (Continued)														
													TAN SON NHUT AFB (Continued)	
2	153	146	-	7	77	309	2	141	133	-	8	71	367 HH-43B (MTO)	
-	-	-	-	-	-	-	-	1	1	-	-	-	3 HH-43B (PAF)	
1	-	-	-	-	-	-	1	-	-	-	-	-	- HH-43F (LOO)	
-	35	-	35	-	-	5	-	-	-	-	-	-	- C-47A (PAF)	
4	1,003	714	280	9	251	138	3	337	290	41	6	112	95 C-47D (PAF)	
1	261	-	260	1	261	57	1	229	163	66	-	229	61 VC-47D (PAF)	
9	3,750	3,661	20	69	417	599	10	3,636	3,607	-	29	364	588 EC-47N (PAF)	
1	-	-	-	-	-	-	-	-	-	-	-	-	- EC-47P (LOO)	
4	1,592	1,574	-	18	398	264	5	1,903	1,892	-	11	381	328 EC-47P (PAF)	
1	267	-	267	-	267	35	1	237	178	59	-	237	68 G-54E (PAF)	
3	618	610	4	4	206	253	4	652	644	2	6	163	280 RB-57E (PAF)	
18	3,670	3,594	7	69	204	1,251	16	2,878	2,775	-	103	180	1,280 RF-101C (PAF)	
1	242	5	237	-	242	31	1	288	216	72	-	288	80 VC-118A (PAF)	
1	125	61	64	-	125	87	2	918	917	-	1	459	590 C-123B (PAF)	
1	132	-	128	4	132	59	1	246	219	25	2	246	154 UC-123B (PAF)	
1	-	-	-	-	-	-	1	-	-	-	-	-	- C-123K (LOO)	
14	5,699	5,666	-	33	407	3,722	14	5,102	5,087	-	15	364	7,577 C-123K (PAF)	
3	-	-	-	-	-	-	2	-	-	-	-	-	- C-130B (LOO)	
29	11,084	10,420	45	619	382	11,021	28	10,750	10,137	5	608	384	12,289 C-130B (PAF)	
-	-	-	-	-	-	-	-	-	-	-	-	-	- C-130E (PAF)	
77	17,798	17,167	283	348	231	12,901	84	18,376	16,862	22	1,492	219	13,296	TUY HOA AB TOTAL
2	228	219	-	9	114	358	2	144	126	2	16	72	487 HH-43B (MTO)	
-	-	-	-	-	-	-	-	-	-	-	-	-	- HH-43B (PAF)	
1	316	64	252	-	316	279	1	262	169	14	79	262	200 C-47D (PAF)	

DOWNGRADED TO:
UNCLASSIFIED AFTER 1 YEAR

TABLE II - SOUTHEAST ASIA OPERATIONAL DATA BY MISSION.

MISSION DESIGN, SERIES, WITHIN BASES	AVERAGE AIR CRAFT ON HAND	1 JULY 1967 THROUGH 30 SEPTEMBER 1967						1 OCTOBER 1967 THROUGH 31 DECEMBER 1967						
		FLYING HOURS				Utilization Rate	Sorties Flown	FLYING HOURS				Utilization Rate	Sorties Flown	
		Total	Combat	Combat Support	Other			Total	Combat	Combat Support	Other			
OPERATING														
<u>TUY HOA AB</u> (Continued)														
F-100C (PAF)	-	-	-	-	-	-	-	-	-	-	-	-	-	-
F-100D (LOO)	-	-	-	-	-	-	-	2	1	1	-	-	1	1
F-100D (PAF)	32	7,332	7,219	106	7	229	5,115	43	8,056	7,925	81	50	187	5,736
F-100F (PAF)	2	275	262	13	-	138	201	1	243	206	4	33	243	170
C-130E (PAF)	-	-	-	-	-	-	-	6	2,103	1,918	-	185	351	2,362
HC-130H (MTO)	3	1,299	1,224	-	75	433	239	8	2,819	2,647	19	153	352	553
HC-130P (MTO)	5	2,213	2,056	-	157	443	395	-	-	-	-	-	-	-
<u>UBON AFB</u> <u>TOTAL</u>	<u>77</u>	<u>13,707</u>	<u>11,925</u>	<u>117</u>	<u>1,665</u>	<u>178</u>	<u>6,864</u>	<u>89</u>	<u>14,645</u>	<u>13,054</u>	<u>164</u>	<u>1,427</u>	<u>165</u>	<u>6,717</u>
Q-2A (PAF)	-	-	-	-	-	-	-	-	-	-	-	-	-	-
F-4C (LOO)	-	-	-	-	-	-	-	1	-	-	-	-	-	-
F-4C (PAF)	37	5,331	5,197	43	91	144	2,909	15	1,483	1,455	13	15	99	890
F-4D (LOO)	-	-	-	-	-	-	-	1	-	-	-	-	-	-
F-4D (PAF)	26	4,542	4,277	55	210	175	2,246	62	9,361	8,690	151	520	151	4,534
U-10D (PAF)	1	-	-	-	-	-	-	-	-	-	-	-	-	-
HH-43B (MTO)	2	287	5	2	280	144	454	2	244	-	-	244	122	424
C-47D (PAF)	2	460	54	17	389	230	291	2	484	118	-	366	242	311
C-130A (PAF)	9	3,087	2,392	-	695	343	964	6	3,073	2,791	-	282	512	558
JG-130A (TAO)	-	-	-	-	-	-	-	-	-	-	-	-	-	-
<u>UDORN AFB</u> <u>TOTAL</u>	<u>103</u>	<u>16,607</u>	<u>14,666</u>	<u>473</u>	<u>1,468</u>	<u>161</u>	<u>8,323</u>	<u>96</u>	<u>17,064</u>	<u>15,190</u>	<u>223</u>	<u>1,651</u>	<u>178</u>	<u>7,959</u>
A-1E (LOO)	-	-	-	-	-	-	-	1	4	4	-	-	4	1
A-1E (PAF)	15	3,767	3,727	7	33	251	1,261	8	2,295	2,284	-	11	287	820
EA-1E (PAF)	-	4	4	-	-	-	-	1	-	-	-	-	-	-
A-1G (PAF)	-	-	-	-	-	-	-	2	591	584	-	7	296	187
A-1H (PAF)	-	-	-	-	-	-	-	6	1,323	1,297	-	26	221	478
CH-3C (LOO)	1	-	-	-	-	-	-	-	-	-	-	-	-	-
CH-3C (PAF)	7	1,201	991	171	39	172	1,145	6	873	740	104	29	146	764
CH-3E (LOO)	-	-	-	-	-	-	-	-	-	-	-	-	-	-

DOWNGRADED TO:
UNCLASSIFIED AFTER 1 YEAR

TABLE II - SOUTHEAST ASIA OPERATIONAL DATA BY MISSION,

MISSION DESIGN, SERIES, WITHIN BASES	AVERAGE AIRCRAFT ON HAND	1 JULY 1967 THROUGH 30 SEPTEMBER 1967					1 OCTOBER 1967 THROUGH 31 DECEMBER 1967							
		FLYING HOURS				Utilization Rate	Sorties Flown	FLYING HOURS				Utilization Rate	Sorties Flown	
		Total	Combat	Combat Support	Other			Total	Combat	Combat Support	Other			
OPERATING														
<u>DOWN AFD</u> <u>(Continued)</u>														
CH-3E (PAF)	-	10	5	4	1	-	8	1	63	60	2	1	63	63
HH-3E (MTO)	6	813	607	84	122	136	543	-	-	-	-	-	-	-
HH-3E (PAF)	-	2	-	2	-	-	2	-	-	-	-	-	-	-
E-4C (LOO)	1	-	-	-	-	-	-	-	-	-	-	-	-	-
RF-4C (LOO)	-	-	-	-	-	-	-	1	-	-	-	-	-	-
RF-4C (PAF)	23	3,021	2,963	12	46	131	1,952	31	3,848	3,774	46	28	124	2,289
F-4D (LOO)	-	-	-	-	-	-	-	-	-	-	-	-	-	-
F-4D (PAF)	-	-	-	-	-	-	-	13	1,683	1,660	10	13	129	978
HH-43B (MTO)	3	215	12	-	203	72	337	2	176	-	-	176	88	318
HH-43B (PAF)	-	1	-	-	1	-	4	-	-	-	-	-	-	-
VC-47A (PAF)	-	-	-	-	-	-	-	-	-	-	-	-	-	-
C-47D (PAF)	5	1,672	1,027	175	470	334	499	5	1,646	1,161	34	451	329	499
HH-53B (MTO)	-	-	-	-	-	-	-	3	274	113	17	144	91	183
HH-53B (PAF)	-	-	-	-	-	-	-	-	4	-	3	1	-	6
C-54E (PAF)	-	-	-	-	-	-	-	-	-	-	-	-	-	-
C-54G (PAF)	-	9	-	-	9	-	6	-	-	-	-	-	-	-
VC-54G (PAF)	1	210	59	6	145	210	109	1	195	37	-	158	195	144
RF-101C (LOO)	2	20	-	-	20	10	4	-	-	-	-	-	-	-
RF-101C (PAF)	13	1,800	1,734	10	56	138	1,218	3	429	406	7	16	143	279
F-102A (PAF)	6	1,187	1,088	2	97	198	766	6	967	735	-	232	161	569
F-104C (LOO)	1	-	-	-	-	-	-	-	-	-	-	-	-	-
F-104C (PAF)	10	763	763	-	-	76	200	-	-	-	-	-	-	-
F-105D (LOO)	3	-	-	-	-	-	-	3	-	-	-	-	-	-
F-105F (LOO)	1	-	-	-	-	-	-	-	-	-	-	-	-	-
C-130E (LOO)	-	-	-	-	-	-	-	-	-	-	-	-	-	-

DOWNGRADED TO:
UNCLASSIFIED AFTER 1 YEAR

TABLE II - SOUTHEAST ASIA OPERATIONAL DATA BY MISSION,

MISSION DESIGN, SERIES, WITHIN BASES	AVERAGE AIR-CRAFT ON HAND	1 JULY 1967 THROUGH 30 SEPTEMBER 1967						1 OCTOBER 1967 THROUGH 31 DECEMBER 1967						
		FLYING HOURS				Utilization Rate	Sorties Flown	FLYING HOURS				Utilization Rate	Sorties Flown	
		Total	Combat	Combat Support	Other			Total	Combat	Combat Support	Other			
OPERATING														
<u>UDORN AFB</u> (Continued)														
C-130E (PAF)	2	1,899	1,686	-	213	950	267	4	2,693	2,335	-	358	673	381
HC-130P (MTO)	3	13	-	-	13	4	1	-	-	-	-	-	-	-
<u>U TAPAO AFB</u> <u>TOTAL</u>	<u>48</u>	<u>23,925</u>	<u>23,550</u>	<u>17</u>	<u>358</u>	<u>498</u>	<u>5,131</u>	<u>53</u>	<u>21,744</u>	<u>21,431</u>	<u>61</u>	<u>252</u>	<u>410</u>	<u>4,639</u>
C-47A (PAF)	-	-	-	-	-	-	-	-	24	-	-	24	-	27
C-47D (PAF)	1	331	4	17	310	331	340	1	266	-	61	205	266	241
B-52D (SAO)	17	5,858	5,857	-	1	345	1,171	17	6,751	6,751	-	-	397	1,318
KC-135A (AAC)	-	-	-	-	-	-	-	-	-	-	-	-	-	-
KC-135A (SAO)	29	16,233	16,200	-	33	560	3,486	34	14,259	14,237	-	22	419	3,013
EC-135L (SAO)	1	1,503	1,489	-	14	1,503	134	1	444	443	-	1	444	40
<u>YUNG TAU AFB</u> <u>TOTAL</u>	<u>27</u>	<u>8,541</u>	<u>8,364</u>	<u>5</u>	<u>172</u>	<u>316</u>	<u>15,249</u>	<u>27</u>	<u>7,551</u>	<u>7,336</u>	<u>6</u>	<u>209</u>	<u>280</u>	<u>13,641</u>
C-7A (PAF)	27	8,541	8,364	5	172	316	15,249	27	7,551	7,336	6	209	280	13,641
<u>THAILAND-VARIOUS</u> <u>TOTAL</u>	<u>1</u>	<u>-</u>	<u>-</u>	<u>-</u>	<u>-</u>	<u>-</u>	<u>-</u>	<u>1</u>	<u>95</u>	<u>87</u>	<u>-</u>	<u>8</u>	<u>95</u>	<u>21</u>
KC-135A (SAO)	1	-	-	-	-	-	-	1	95	87	-	8	95	21
SUPPORTING														
<u>SUPPORTING BASES TOTAL</u>	<u>322</u>	<u>62,660</u>	<u>30,383</u>	<u>1,428</u>	<u>30,849</u>	<u>195</u>	<u>19,954</u>	<u>270</u>	<u>56,282</u>	<u>28,339</u>	<u>2,198</u>	<u>25,745</u>	<u>208</u>	<u>19,845</u>
<u>ANDERSEN AFB</u> <u>TOTAL</u>	<u>48</u>	<u>15,242</u>	<u>13,867</u>	<u>40</u>	<u>1,335</u>	<u>318</u>	<u>1,583</u>	<u>41</u>	<u>13,879</u>	<u>11,898</u>	<u>45</u>	<u>1,936</u>	<u>339</u>	<u>1,533</u>
B-52D (SAO)	41	13,836	13,299	-	537	337	1,283	34	12,162	11,491	4	667	358	1,211
C-97K (SAO)	4	727	-	32	695	182	144	1	390	-	30	360	390	79
C-130A (MTO)	1	78	67	-	11	78	17	-	-	-	-	-	-	-
WC-130A (MTO)	2	601	501	8	92	301	139	3	541	407	6	128	180	128

DOWNGRADED TO:
UNCLASSIFIED AFTER 1 YEAR

DESIGN, SERIES WITHIN BASES - QUARTERLY - FY 1968

AVERAGE AIR-CRAFT ON HAND	1 JANUARY 1968 THROUGH 31 MARCH 1968						1 APRIL 1968 THROUGH 30 JUNE 1968						MISSION, DESIGN, SERIES, WITHIN BASES
	FLYING HOURS				Utilization Rate	Sorties Flown	FLYING HOURS				Utilization Rate	Sorties Flown	
	Total	Combat	Combat Support	Other			Total	Combat	Combat Support	Other			

BASES (Continued)

4	2,735	2,523	-	212	684	340	6	5,050	5,050	-	-	842	307	UDORN AFB (Continued)
-	-	-	-	-	-	-	-	-	-	-	-	-	-	C-130E (PAF)
-	-	-	-	-	-	-	-	-	-	-	-	-	-	HC-130P (MTO)
64	24,955	24,533	44	378	390	5,716	45	19,138	18,498	-	640	425	4,582	U TAPAO AFB TOTAL
1	127	-	-	127	127	145	1	149	-	-	149	149	151	C-47A (PAF)
1	153	-	44	109	153	134	1	185	-	-	185	185	191	C-47D (PAF)
23	7,702	7,691	-	11	335	1,811	3	885	-	-	295	248	-	B-52D (SAO)
-	4	4	-	-	-	1	-	-	-	-	-	-	-	KC-135A (AAC)
39	16,969	16,838	-	131	435	3,625	40	17,919	17,613	-	306	448	3,992	KC-135A (SAO)
-	-	-	-	-	-	-	-	-	-	-	-	-	-	EC-135L (SAO)
25	9,211	8,989	8	214	368	14,016	29	10,292	10,122	-	170	355	19,300	YUNG TAU AFB TOTAL
25	9,211	8,989	8	214	368	14,016	29	10,292	10,122	-	170	355	19,300	C-7A (PAF)
-	-	-	-	-	-	-	-	-	-	-	-	-	-	THAILAND-VARIOUS TOTAL
-	-	-	-	-	-	-	-	-	-	-	-	-	-	KC-135A (SAO)

BASES

266	79,230	49,482	807	28,941	298	19,784	284	83,742	62,276	452	21,017	295	20,861	SUPPORTING BASES TOTAL
60	23,856	20,767	21	3,068	398	2,110	94	40,784	38,811	133	1,840	434	5,220	ANDERSEN AFB TOTAL
54	21,891	20,242	-	1,649	405	1,803	87	39,137	38,298	109	730	450	4,851	B-52D (SAO)
-	-	-	-	-	-	-	-	-	-	-	-	-	-	C-97K (SAO)
-	-	-	-	-	-	-	-	-	-	-	-	-	-	C-130A (MTO)
4	760	525	15	220	190	209	3	692	513	16	163	231	184	WC-130A (MTO)

DOWNGRADED TO:
UNCLASSIFIED AFTER 1 YEAR

TABLE II - SOUTHEAST ASIA OPERATIONAL DATA BY MISSION.

MISSION DESIGN, SERIES, WITHIN BASES	AVERAGE AIR-CRAFT ON HAND	1 JULY 1967 THROUGH 30 SEPTEMBER 1967					1 OCTOBER 1967 THROUGH 31 DECEMBER 1967							
		FLYING HOURS				Utilization Rate	Sorties Flown	FLYING HOURS				Utilization Rate	Sorties Flown	
		Total	Combat	Combat Support	Other			Total	Combat	Combat Support	Other			
SUPPORTING														
ANDERSEN AFB														
(Continued)														
WC-130E (MTO)	-	-	-	-	-	-	-	2	615	-	1	614	308	77
HC-130H (MTO)	-	-	-	-	-	-	-	1	171	-	4	167	171	- 38
CHING CHUAN KANG AB														
TOTAL	32	15,591	3,612	2	11,971	487	6,429	20	9,674	3,447	4	6,223	484	5,786
C-130A (PAF)	-	4	4	-	-	-	5	-	-	-	-	-	-	-
C-130E (PAF)	32	15,587	3,611	5	11,971	487	6,424	20	9,674	3,447	4	6,223	484	5,786
CLARK AB														
TOTAL	112	10,692	1,542	1,368	7,782	92	5,445	106	12,671	1,838	1,990	8,843	120	6,450
F-4C (PAF)	2	122	6	-	116	61	73	7	275	16	6	253	39	161
F-4D (PAF)	-	-	-	-	-	-	-	3	103	11	-	92	34	58
HU-16B (MTO)	4	740	3	114	623	185	187	5	957	-	161	796	191	214
HU-16B (PAF)	-	6	6	-	-	-	1	-	-	-	-	-	-	-
UH-19B (PAF)	-	-	-	-	-	-	-	1	199	-	15	184	199	163
T-33A (PAF)	-	-	-	-	-	-	-	4	432	5	-	427	108	238
T-39A (PAF)	2	802	111	120	571	401	478	2	772	61	156	555	386	486
HE-43B (MTO)	-	-	-	-	-	-	-	1	90	-	3	87	90	84
C-47A (PAF)	-	-	-	-	-	-	-	1	68	-	11	57	68	42
VC-47A (PAF)	1	111	10	4	97	111	78	1	109	12	1	96	109	45
C-47D (PAF)	-	-	-	-	-	-	-	1	218	12	23	183	218	153
EC-47D (CSO)	1	35	-	28	7	35	12	1	327	21	268	38	327	192
WB-47E (MTO)	1	213	-	5	208	213	41	1	155	1	-	154	155	32
C-54D (PAF)	2	774	35	238	501	387	328	3	658	154	137	367	219	266
C-54E (PAF)	2	485	46	137	302	243	236	2	417	116	132	169	209	163
C-54G (PAF)	2	517	42	127	348	259	233	2	479	80	114	285	240	206
VC-54 (PAF)	1	59	-	15	44	59	28	-	-	-	-	-	-	-
B-57B (PAF)	15	523	183	3	337	35	278	10	562	218	4	340	56	298

DOWNGRADED TO:
UNCLASSIFIED AFTER 1 YEAR

TABLE II - SOUTHEAST ASIA OPERATIONAL DATA BY MISSION.

MISSION DESIGN, SERIES, WITHIN BASES	AVERAGE AIR-CRAFT ON HAND	1 JULY 1967 THROUGH 30 SEPTEMBER 1967						1 OCTOBER 1967 THROUGH 31 DECEMBER 1967						
		FLYING HOURS				Utilization Rate	Sorties Flown	FLYING HOURS				Utilization Rate	Sorties Flown	
		Total	Combat	Combat Support	Other			Total	Combat	Combat Support	Other			
SUPPORTING														
<u>CLARK AB</u> (Continued)														
B-57C (PAF)	6	360	29	-	331	60	236	5	349	65	-	284	70	201
B-57E (PAF)	1	108	18	10	80	108	69	5	341	26	2	313	68	205
C-97G (PAF)	2	364	13	6	345	182	75	2	397	37	-	360	199	94
HC-97G (MTO)	-	-	-	-	-	-	-	-	-	-	-	-	-	-
KC-97G (PAF)	-	65	6	3	56	-	18	-	-	-	-	-	-	-
F-100D (PAF)	10	522	42	-	480	52	321	9	455	48	-	407	51	266
F-100F (PAF)	2	218	35	-	183	109	128	2	122	9	-	113	61	74
F-102A (PAF)	27	1,539	313	-	1,226	57	1,022	21	1,543	153	2	1,388	73	1,001
TF-102A (PAF)	2	163	4	-	159	82	110	1	51	-	1	50	51	31
C-118A (PAF)	1	356	45	119	192	356	146	1	370	75	98	197	370	141
C-130B (LOO)	-	-	-	-	-	-	-	-	-	-	-	-	-	-
C-130B (PAF)	24	1,895	511	38	1,346	79	1,041	11	1,866	580	22	1,264	170	1,119
C-130E (TAO)	-	-	-	-	-	-	-	-	-	-	-	-	-	-
HC-130H (MTO)	-	-	-	-	-	-	-	1	250	20	25	205	250	50
HC-130P (MTO)	-	-	-	-	-	-	-	-	-	-	-	-	-	-
C-140A (CSO)	4	688	57	401	230	172	294	3	1,106	118	809	179	369	467
C-140A (LOO)	-	27	27	-	-	-	12	-	-	-	-	-	-	-
<u>KADENA AB</u> <u>TOTAL</u>	<u>58</u>	<u>10,717</u>	<u>6,962</u>	<u>-</u>	<u>3,755</u>	<u>185</u>	<u>2,914</u>	<u>37</u>	<u>9,501</u>	<u>6,678</u>	<u>118</u>	<u>2,705</u>	<u>257</u>	<u>2,124</u>
RF-4C (PAF)	10	1,212	19	-	1,193	121	601	-	-	-	-	-	-	-
T-39A (PAF)	-	-	-	-	-	-	-	-	-	-	-	-	-	-
B-52D (SAO)	-	-	-	-	-	-	-	-	-	-	-	-	-	-
C-54E (PAF)	1	205	34	-	171	205	60	1	129	10	-	119	129	32
C-54G (PAF)	-	-	-	-	-	-	-	-	44	6	-	38	-	12
F-105D (PAF)	10	571	19	-	552	57	357	-	-	-	-	-	-	-

DOWNGRADED TO:
UNCLASSIFIED AFTER 1 YEAR

DESIGN, SERIES WITHIN BASES - QUARTERLY - FY 1968

1 JANUARY 1968 THROUGH 31 MARCH 1968							1 APRIL 1968 THROUGH 30 JUNE 1968							MISSION, DESIGN, SERIES, WITHIN BASES
AVER- AGE AIR- CRAFT ON HAND	FLYING HOURS				Uti- li- za- tion Rate	Sorties Flown	AVER- AGE AIR- CRAFT ON HAND	FLYING HOURS				Uti- li- za- tion Rate	Sorties Flown	
	Total	Combat	Com- bat Sup- port	Other				Total	Combat	Com- bat Sup- port	Other			
BASES (Continued)														
														CLARK AB (Continued)
5	347	93	-	254	69	189	6	509	102	-	407	85	252	B-57C (PAF)
4	107	8	8	91	27	53	6	215	83	-	132	36	114	B-57E (PAF)
1	128	9	-	119	128	34	-	-	-	-	-	-	-	C-97G (PAF)
-	-	-	-	-	-	-	1	37	-	3	34	37	9	HC-97G (MTO)
-	-	-	-	-	-	-	-	-	-	-	-	-	-	KC-97G (PAF)
-	-	-	-	-	-	-	-	-	-	-	-	-	-	F-100D (PAF)
-	-	-	-	-	-	-	-	-	-	-	-	-	-	F-100F (PAF)
16	1,258	80	-	1,178	79	831	13	624	50	-	574	48	428	F-102A (PAF)
-	-	-	-	-	-	-	-	-	-	-	-	-	-	TF-102A (PAF)
8	1,635	262	17	1,356	204	944	2	840	26	10	804	420	517	C-118A (PAF)
-	-	-	-	-	-	-	-	2	2	-	-	-	2	C-130B (LOO)
10	2,175	557	6	1,612	218	813	11	1,689	515	-	1,174	154	875	C-130B (PAF)
2	33	3	-	30	17	8	3	730	174	-	556	243	277	C-130E (TAO)
3	629	-	135	494	210	136	3	530	-	22	508	177	149	HC-130H (MTO)
1	160	-	48	112	160	36	1	178	-	5	173	178	33	HC-130P (MTO)
4	897	542	246	109	224	384	4	925	444	151	330	231	392	C-140A (CSO)
-	-	-	-	-	-	-	-	-	-	-	-	-	-	C-140A (LOO)
66	26,777	18,839	10	7,928	406	4,718	57	19,554	16,332	-	3,222	343	3,978	KADENA AB TOTAL
-	-	-	-	-	-	-	-	-	-	-	-	-	-	RF-4C (PAF)
1	69	2	-	67	69	43	-	-	-	-	-	-	-	T-39A (PAF)
3	3,853	3,591	-	262	1,284	449	-	149	149	-	-	-	16	B-52D (SAO)
1	420	8	-	412	420	62	1	185	18	-	167	185	56	C-54E (PAF)
-	-	-	-	-	-	-	-	-	-	-	-	-	-	C-54G (PAF)
-	-	-	-	-	-	-	1	151	3	-	148	151	87	F-105D (PAF)

DOWNGRADED TO:
UNCLASSIFIED AFTER 1 YEAR

TABLE II - SOUTHEAST ASIA OPERATIONAL DATA BY MISSION,

MISSION DESIGN, SERIES, WITHIN BASES	AVERAGE AIR-CRAFT ON HAND	1 JULY 1967 THROUGH 30 SEPTEMBER 1967						1 OCTOBER 1967 THROUGH 31 DECEMBER 1967						
		FLYING HOURS				Utilization Rate	Sorties Flown	AVERAGE AIR-CRAFT ON HAND	FLYING HOURS				Utilization Rate	Sorties Flown
		Total	Combat	Combat Support	Other				Total	Combat	Combat Support	Other		
SUPPORTING														
KADENA AB (Continued)														
F-105F (PAF)	-	-	-	-	-	-	-	4	367	8	-	359	92	205
C-130B (PAF)	-	-	-	-	-	-	-	-	140	10	118	12	-	18
EC-135A (SAO)	-	-	-	-	-	-	-	-	-	-	-	-	-	-
KC-135A (SAO)	37	8,729	6,890	-	1,839	236	1,896	27	7,305	5,585	-	1,720	271	1,549
KC-135Q (SAO)	-	-	-	-	-	-	-	5	1,516	1,059	-	457	303	308
RC-135M (SAO)	-	-	-	-	-	-	-	-	-	-	-	-	-	-
MACTAN ISLE AFD														
TOTAL	16	1,636	287	12	1,337	102	892	12	1,752	649	-	1,103	146	1,189
C-130B (PAF)	16	1,636	287	12	1,337	102	892	12	1,752	649	-	1,103	146	1,189
NAHA AB														
TOTAL	42	5,700	1,197	-	4,503	127	2,274	42	5,531	897	28	4,606	132	2,301
HU-16B (MTO)	9	967	422	-	545	107	281	4	313	9	28	276	78	88
HU-16B (PAF)	-	4	4	-	-	-	1	-	-	-	-	-	-	-
F-102A (PAF)	-	-	-	-	-	-	-	8	603	1	-	602	75	380
C-130A (PAF)	36	4,729	771	-	3,958	131	1,992	30	4,615	887	-	3,728	154	1,833
TAINAN AB														
TOTAL	11	3,082	2,913	3	166	280	417	12	3,274	2,932	13	329	273	462
F-105F (PAF)	-	-	-	-	-	-	-	-	7	3	-	4	-	3
EC-121D (ADO)	11	3,048	2,896	3	149	277	405	12	3,267	2,929	13	325	272	459
EC-121D (PAF)	-	34	17	-	17	-	12	-	-	-	-	-	-	-

Data Source: RCS: 1-HAF-A1, IAW AFB 65-110
 Source: Data Applications Division, Data Services Center, Comptroller of the Air Force

DOWNGRADED TO:
 UNCLASSIFIED AFTER 1 YEAR

DESIGN, SERIES WITHIN BASES - QUARTERLY - FY 1968

1 JANUARY 1968 THROUGH 31 MARCH 1968							1 APRIL 1968 THROUGH 30 JUNE 1968						MISSION, DESIGN, SERIES, WITHIN BASES	
AVERAGE AIR-CRAFT ON HAND	FLYING HOURS				Utilization Rate	Sorties Flown	AVERAGE AIR-CRAFT ON HAND	FLYING HOURS				Utilization Rate		Sorties Flown
	Total	Combat	Combat Support	Other				Total	Combat	Combat Support	Other			

BASES (Continued)

															KADENA AB
															(Continued)
-	-	-	-	-	-	-	-	-	-	-	-	-	-	-	F-105F
-	10	-	10	-	-	1	-	-	-	-	-	-	-	-	(PAF)
-	498	493	-	5	-	42	-	-	-	-	-	-	-	-	C-130B
-															(PAF)
-															EC-135A
40	14,475	11,181	-	3,294	362	2,876	44	14,976	12,539	-	2,437	340	3,295	3,295	(SAO)
15	3,415	2,150	-	1,265	228	724	5	1,879	1,663	-	216	376	382	382	KC-135A
6	4,037	1,414	-	2,623	673	521	6	2,214	1,960	-	254	369	142	142	(SAO)
															EC-135M
															(SAO)
2	2,216	344	-	1,872	246	733	7	2,082	444	-	1,638	297	752	752	MACTAN ISLE AFB
9	2,216	344	-	1,872	246	733	7	2,082	444	-	1,638	297	759	759	TOTAL
															C-130B
															(PAF)
24	3,037	529	5	2,523	127	1,435	24	3,308	154	-	3,154	138	1,722	1,722	NAHA AB
2	141	-	5	136	71	51	-	-	-	-	-	-	-	-	TOTAL
-	-	-	-	-	-	-	-	-	-	-	-	-	-	-	HU-16B
-	-	-	-	-	-	-	-	-	-	-	-	-	-	-	(MTO)
-	-	-	-	-	-	-	-	-	-	-	-	-	-	-	HU-16B
-	-	-	-	-	-	-	-	-	-	-	-	-	-	-	(PAF)
22	2,916	529	-	2,387	133	1,384	24	3,308	154	-	3,154	138	1,722	1,722	F-102A
															(PAF)
															C-130A
															(PAF)
14	3,279	3,838	-	1,441	377	569	13	3,594	3,026	-	568	276	768	768	TAINAN
-	-	-	-	-	-	-	-	-	-	-	-	-	-	-	TOTAL
14	3,279	3,838	-	1,441	377	569	13	3,594	3,026	-	568	276	768	768	F-105F
															(PAF)
															EC-121D
															(ADO)
															EC-121D
															(PAF)

DOWNGRADED TO:
UNCLASSIFIED AFTER 1 YEAR

TABLE 12 - SOUTHEAST ASIA OPERATIONAL DATA SUMMARY BY MISSION.

COMMAND WITHIN MISSION, DESIGN, SERIES	AVERAGE AIR-CRAFT ON HAND	1 JULY 1967 THROUGH 30 SEPTEMBER 1967						1 OCTOBER 1967 THROUGH 31 DECEMBER 1967						
		FLYING HOURS				Utilization Rate	Sorties Flown	AVERAGE AIR-CRAFT ON HAND	FLYING HOURS				Utilization Rate	Sorties Flown
		Total	Combat	Combat Support	Other				Total	Combat	Combat Support	Other		
GRAND TOTAL	1,801	413,197	357,998	9,832	45,367	229	255,043	1,784	425,343	371,731	8,520	45,092	238	261,766
A-1 TOTAL	32	6,657	6,586	7	64	208	2,499	39	9,011	8,904	1	106	231	3,580
A-1E (LOO)	1	-	-	-	-	-	-	3	4	4	-	-	1	1
A-1E (PAF)	24	5,794	5,738	7	49	241	2,126	21	5,441	5,389	1	51	259	2,207
EA-1E (PAF)	-	4	4	-	-	-	1	-	-	-	-	-	-	-
A-1G (LOO)	1	-	-	-	-	-	-	1	-	-	-	-	-	-
A-1G (PAF)	6	859	844	-	15	143	372	8	2,243	2,214	-	29	280	894
A-1H (PAF)	-	-	-	-	-	-	-	6	1,323	1,297	-	26	221	478
A-1J (PAF)	-	-	-	-	-	-	-	-	-	-	-	-	-	-
A-26 TOTAL	10	1,368	1,176	27	165	137	535	11	1,957	1,778	2	177	178	714
A-26A (LOO)	-	-	-	-	-	-	-	1	-	-	-	-	-	-
A-26A (PAF)	10	1,368	1,176	27	165	137	535	10	1,957	1,778	2	177	196	714
A-37 TOTAL	12	1,827	1,789	30	8	152	1,503	22	5,005	4,967	37	1	228	3,983
A-37A (LOO)	-	-	-	-	-	-	-	-	-	-	-	-	-	-
A-37A (PAF)	12	1,827	1,789	30	8	152	1,503	22	5,005	4,967	37	1	228	3,983
B-47 TOTAL	1	213	-	5	208	213	41	1	155	1	-	154	155	32
WB-47E (MIO)	1	213	-	5	208	213	41	1	155	1	-	154	155	32
B-52 TOTAL	58	19,694	19,156	-	538	340	2,454	51	18,913	18,242	4	667	371	2,529
B-52D (SAO)	58	19,694	19,156	-	538	340	2,454	51	18,913	18,242	4	667	371	2,529
B-57 TOTAL	44	6,031	5,213	17	801	137	2,965	38	5,824	4,850	18	256	153	2,747
B-57B (PAF)	34	4,839	4,468	7	364	142	2,363	25	4,538	4,170	16	352	182	2,085
B-57C (PAF)	6	360	29	-	331	60	236	6	508	223	-	285	85	277

DOWNGRADED TO:
UNCLASSIFIED AFTER 1 YEAR

DESIGN, SERIES INDICATING COMMAND - QUARTERLY - FY 1968

AVERAGE AIR-CRAFT ON HAND	1 JANUARY 1968 THROUGH 31 MARCH 1968						1 APRIL 1968 THROUGH 30 JUNE 1968						COMMAND WITHIN MISSION, DESIGN, SERIES	
	FLYING HOURS				Utilization Rate	Sorties Flown	FLYING HOURS				Utilization Rate	Sorties Flown		
	Total	Combat	Combat Support	Other			Total	Combat	Combat Support	Other				
<u>1,947</u>	<u>540,596</u>	<u>467,495</u>	<u>18,998</u>	<u>54,103</u>	<u>278</u>	<u>274,791</u>	<u>2,095</u>	<u>514,576</u>	<u>460,393</u>	<u>4,361</u>	<u>49,822</u>	<u>246</u>	<u>306,003</u>	<u>GRAND TOTAL</u>
<u>51</u>	<u>9,747</u>	<u>9,599</u>	<u>21</u>	<u>127</u>	<u>191</u>	<u>3,005</u>	<u>76</u>	<u>12,180</u>	<u>11,155</u>	<u>63</u>	<u>962</u>	<u>160</u>	<u>4,969</u>	<u>A-1 TOTAL</u>
<u>1</u>	-	-	-	-	-	-	<u>1</u>	-	-	-	-	-	-	<u>A-1E (LOO)</u>
<u>33</u>	<u>6,122</u>	<u>6,032</u>	<u>8</u>	<u>82</u>	<u>186</u>	<u>1,956</u>	<u>32</u>	<u>5,545</u>	<u>5,382</u>	<u>43</u>	<u>120</u>	<u>173</u>	<u>2,287</u>	<u>A-1E (PAF)</u>
<u>1</u>	-	-	-	-	-	-	<u>2</u>	-	-	-	-	-	-	<u>EA-1E (PAF)</u>
<u>7</u>	<u>1,283</u>	<u>1,248</u>	<u>12</u>	<u>23</u>	<u>183</u>	<u>383</u>	<u>7</u>	<u>1,048</u>	<u>944</u>	<u>8</u>	<u>96</u>	<u>150</u>	<u>578</u>	<u>A-1G (LOO)</u>
<u>9</u>	<u>2,342</u>	<u>2,319</u>	<u>1</u>	<u>22</u>	<u>260</u>	<u>666</u>	<u>30</u>	<u>4,567</u>	<u>4,482</u>	<u>12</u>	<u>73</u>	<u>152</u>	<u>1,913</u>	<u>A-1G (PAF)</u>
<u>-</u>	-	-	-	-	-	-	<u>4</u>	<u>1,020</u>	<u>347</u>	-	<u>673</u>	<u>255</u>	<u>191</u>	<u>A-1H (PAF)</u>
<u>13</u>	<u>2,535</u>	<u>2,468</u>	<u>2</u>	<u>62</u>	<u>195</u>	<u>833</u>	<u>12</u>	<u>2,010</u>	<u>1,843</u>	-	<u>167</u>	<u>168</u>	<u>783</u>	<u>A-1J (PAF)</u>
<u>-</u>	-	-	-	-	-	-	<u>1</u>	-	-	-	-	-	-	<u>A-26 (LOO)</u>
<u>13</u>	<u>2,535</u>	<u>2,468</u>	<u>5</u>	<u>62</u>	<u>195</u>	<u>833</u>	<u>11</u>	<u>2,010</u>	<u>1,843</u>	-	<u>167</u>	<u>183</u>	<u>783</u>	<u>A-26 (PAF)</u>
<u>23</u>	<u>5,539</u>	<u>5,481</u>	<u>7</u>	<u>51</u>	<u>241</u>	<u>4,417</u>	<u>21</u>	<u>4,441</u>	<u>4,408</u>	-	<u>33</u>	<u>211</u>	<u>3,770</u>	<u>A-37 TOTAL</u>
<u>1</u>	-	-	-	-	-	-	-	-	-	-	-	-	-	<u>A-37A (LOO)</u>
<u>22</u>	<u>5,539</u>	<u>5,481</u>	<u>7</u>	<u>51</u>	<u>252</u>	<u>4,417</u>	<u>21</u>	<u>4,441</u>	<u>4,408</u>	-	<u>33</u>	<u>211</u>	<u>7,770</u>	<u>A-37A (PAF)</u>
<u>2</u>	<u>240</u>	<u>6</u>	-	<u>234</u>	<u>120</u>	<u>42</u>	-	-	-	-	-	-	-	<u>B-47 TOTAL</u>
<u>2</u>	<u>240</u>	<u>6</u>	-	<u>234</u>	<u>120</u>	<u>42</u>	-	-	-	-	-	-	-	<u>WB-47E (MTO)</u>
<u>80</u>	<u>33,446</u>	<u>31,524</u>	-	<u>1,922</u>	<u>418</u>	<u>4,063</u>	<u>90</u>	<u>40,171</u>	<u>39,332</u>	<u>109</u>	<u>730</u>	<u>446</u>	<u>5,115</u>	<u>B-52 TOTAL</u>
<u>80</u>	<u>33,446</u>	<u>31,524</u>	-	<u>1,922</u>	<u>418</u>	<u>4,063</u>	<u>90</u>	<u>40,171</u>	<u>39,332</u>	<u>109</u>	<u>730</u>	<u>446</u>	<u>5,115</u>	<u>B-52D (SAO)</u>
<u>42</u>	<u>8,312</u>	<u>7,678</u>	<u>27</u>	<u>607</u>	<u>198</u>	<u>3,477</u>	<u>46</u>	<u>7,603</u>	<u>6,419</u>	<u>13</u>	<u>1,171</u>	<u>165</u>	<u>3,046</u>	<u>B-57 TOTAL</u>
<u>30</u>	<u>7,091</u>	<u>6,818</u>	<u>15</u>	<u>258</u>	<u>236</u>	<u>2,920</u>	<u>30</u>	<u>6,227</u>	<u>5,590</u>	<u>11</u>	<u>626</u>	<u>208</u>	<u>2,400</u>	<u>B-57B (PAF)</u>
<u>5</u>	<u>496</u>	<u>242</u>	-	<u>254</u>	<u>99</u>	<u>251</u>	<u>6</u>	<u>509</u>	<u>102</u>	-	<u>407</u>	<u>85</u>	<u>252</u>	<u>B-57C (PAF)</u>

DOWNGRADED TO:
UNCLASSIFIED AFTER 1 YEAR

TABLE 12 - SOUTHEAST ASIA OPERATIONAL DATA SUMMARY BY MISSION.

COMMAND VEHICLE MISSION, DESIGN, SERIES	AVER- AGE AIR- CRAFT ON HAND	1 JULY 1967 THROUGH 30 SEPTEMBER 1967						1 OCTOBER 1967 THROUGH 31 DECEMBER 1967						
		FLYING HOURS				Uti- li- za- tion Rate	Sorties Flown	AVER- AGE AIR- CRAFT ON HAND	FLYING HOURS				Uti- li- za- tion Rate	Sorties Flown
		Total	Combat	Com- bat Sup- port	Other				Total	Combat	Com- bat Sup- port	Other		
B-57E (BAF)	1	108	18	10	80	108	69	5	341	26	2	313	68	205
RB-57E (BAF)	3	724	698	-	26	241	297	2	437	431	-	6	219	180
<u>B-66 TOTAL</u>	<u>23</u>	<u>5,614</u>	<u>5,385</u>	<u>20</u>	<u>209</u>	<u>244</u>	<u>1,555</u>	<u>29</u>	<u>5,460</u>	<u>5,116</u>	<u>18</u>	<u>326</u>	<u>188</u>	<u>1,616</u>
EB-66 (LOO)	-	-	-	-	-	-	-	2	-	-	-	-	-	-
EB-66B (BAF)	10	2,670	2,561	12	97	267	726	7	1,278	1,222	3	53	183	364
RB-66B (BAF)	-	117	44	-	73	-	31	-	50	44	-	6	-	13
EB-66C (LOO)	3	-	-	-	-	-	-	1	-	-	-	-	-	-
EB-66C (BAF)	10	2,827	2,780	8	39	283	798	9	1,970	1,916	10	44	219	597
EB-66E (LOO)	-	-	-	-	-	-	-	1	-	-	-	-	-	-
EB-66E (BAF)	-	-	-	-	-	-	-	9	2,162	1,934	5	223	240	642
<u>C-7 TOTAL</u>	<u>84</u>	<u>24,823</u>	<u>23,736</u>	<u>2</u>	<u>1,082</u>	<u>296</u>	<u>38,779</u>	<u>79</u>	<u>23,499</u>	<u>22,424</u>	<u>12</u>	<u>1,063</u>	<u>297</u>	<u>34,469</u>
C-7A (LOO)	3	-	-	-	-	-	-	1	-	-	-	-	-	-
C-7A (BAF)	81	24,823	23,736	5	1,082	306	38,779	78	23,499	22,424	12	1,063	301	34,469
<u>C-47 TOTAL</u>	<u>106</u>	<u>36,168</u>	<u>31,674</u>	<u>1,141</u>	<u>3,353</u>	<u>341</u>	<u>11,368</u>	<u>108</u>	<u>36,850</u>	<u>32,201</u>	<u>1,254</u>	<u>3,395</u>	<u>341</u>	<u>12,014</u>
C-47A (BAF)	6	1,573	1,529	28	16	262	808	8	1,277	1,165	13	99	160	721
HC-47A (BAF)	3	1,212	1,157	-	55	404	500	4	986	958	-	28	246	496
VC-47A (BAF)	1	111	10	4	97	111	78	1	109	12	1	96	109	45
C-47D (LOO)	-	-	-	-	-	-	-	-	-	-	-	-	-	-

DOWNGRADED TO:
UNCLASSIFIED AFTER 1 YEAR

DESIGN, SERIES INDICATING COMMAND - QUARTERLY - FY 1968

AVERAGE AIRCRAFT ON HAND	1 JANUARY 1968 THROUGH 31 MARCH 1968						1 APRIL 1968 THROUGH 30 JUNE 1968						COMMAND WITHIN MISSION, DESIGN, SERIES	
	FLYING HOURS				Utilization Rate	Sorties Flown	FLYING HOURS				Utilization Rate	Sorties Flown		
	Total	Combat	Combat Support	Other			Total	Combat	Combat Support	Other				AVERAGE AIRCRAFT ON HAND
4	107	8	8	91	27	53	6	215	83	-	132	36	114	B-57E (BAF)
3	618	610	4	4	206	253	4	652	644	2	6	163	280	RB-57E (BAF)
<u>30</u>	<u>5,888</u>	<u>5,624</u>	<u>19</u>	<u>245</u>	<u>196</u>	<u>1,678</u>	<u>37</u>	<u>5,732</u>	<u>5,292</u>	<u>33</u>	<u>407</u>	<u>155</u>	<u>1,916</u>	<u>B-66 TOTAL</u>
2	-	-	-	-	-	-	1	-	-	-	-	-	-	EB-66 (LOO)
5	1,055	976	4	75	211	322	10	1,155	903	8	244	116	403	EB-66B (BAF)
-	-	-	-	-	-	-	-	-	-	-	-	-	-	RB-66B (BAF)
2	-	-	-	-	-	-	1	-	-	-	-	-	-	EB-66C (LOO)
7	1,652	1,612	9	31	236	468	8	1,333	1,281	8	44	167	418	EB-66C (BAF)
1	5	-	-	5	5	2	1	-	-	-	-	-	-	EB-66E (LOO)
13	3,176	3,036	6	134	244	886	16	3,244	3,108	17	119	203	1,095	EB-66E (BAF)
<u>75</u>	<u>29,609</u>	<u>17,681</u>	<u>10,361</u>	<u>1,567</u>	<u>395</u>	<u>35,843</u>	<u>86</u>	<u>31,724</u>	<u>29,598</u>	<u>742</u>	<u>1,384</u>	<u>369</u>	<u>48,393</u>	<u>C-7 TOTAL</u>
-	-	-	-	-	-	-	-	-	-	-	-	-	-	C-7A (LOO)
75	29,609	17,681	10,361	1,567	395	35,843	86	31,724	29,598	742	1,384	369	48,393	C-7A (BAF)
<u>116</u>	<u>43,782</u>	<u>36,858</u>	<u>1,929</u>	<u>4,995</u>	<u>377</u>	<u>11,664</u>	<u>132</u>	<u>41,212</u>	<u>35,953</u>	<u>612</u>	<u>4,647</u>	<u>314</u>	<u>13,447</u>	<u>C-47 TOTAL</u>
6	1,985	1,672	57	256	331	887	8	1,979	1,505	12	462	220	1,173	C-47A (BAF)
5	964	804	-	160	193	532	6	763	1,167	-	596	294	488	HC-47A (BAF)
2	99	-	16	83	50	51	1	120	-	11	109	120	22	VC-47A (BAF)
1	-	-	-	-	-	-	-	3	3	-	-	-	2	C-47D (LOO)

DOWNGRADED TO:
UNCLASSIFIED AFTER 1 YEAR

TABLE 12 - SOUTHEAST ASIA OPERATIONAL DATA SUMMARY BY MISSION,

COMMAND WITHIN MISSION, DESIGN, SERIES	AVERAGE AIR-CRAFT ON HAND	1 JULY 1967 THROUGH 30 SEPTEMBER 1967						1 OCTOBER 1967 THROUGH 31 DECEMBER 1967						
		FLYING HOURS				Utilization Rate	Sorties Flown	AVERAGE AIR-CRAFT ON HAND	FLYING HOURS				Utilization Rate	Sorties Flown
		Total	Combat	Combat Support	Other				Total	Combat	Combat Support	Other		
C-47D (BAF)	33	8,982	5,464	812	2,706	272	4,843	31	9,237	5,608	710	2,919	298	5,180
AC-47D (BAF)	21	5,745	5,407	8	330	274	1,758	21	5,215	5,174	-	41	248	1,801
EC-47D (OSO)	1	35	-	28	7	35	12	1	327	21	268	38	327	192
EC-47D (BAF)	-	-	-	-	-	-	-	-	-	-	-	-	-	-
TC-47D (BAF)	-	6	6	-	-	-	1	-	-	-	-	-	-	-
VC-47D (BAF)	1	253	-	251	2	253	71	1	237	4	228	5	237	62
EC-47N (BAF)	17	8,176	8,100	7	69	481	1,448	20	9,516	9,423	20	73	470	1,699
RC-47N (BAF)	-	7	7	-	-	-	1	-	-	-	-	-	-	-
EC-47P (LOO)	-	-	-	-	-	-	-	-	-	-	-	-	-	-
EC-47P (BAF)	23	10,058	9,984	3	71	437	1,845	21	9,946	9,836	14	96	474	1,818
RC-47P (BAF)	-	10	10	-	-	-	3	-	-	-	-	-	-	-
<u>C-54 TOTAL</u>	<u>10</u>	<u>2,477</u>	<u>216</u>	<u>734</u>	<u>1,527</u>	<u>248</u>	<u>1,044</u>	<u>10</u>	<u>2,163</u>	<u>403</u>	<u>624</u>	<u>1,136</u>	<u>216</u>	<u>859</u>
C-54D (BAF)	2	774	35	238	501	387	328	3	658	154	137	367	219	266
C-54E (BAF)	4	908	80	348	480	227	340	4	787	126	373	288	197	231
C-54G (BAF)	2	526	42	127	357	263	239	2	523	86	114	323	262	218
VC-54G (BAF)	2	269	59	21	189	134	137	1	195	37	-	158	195	144
<u>C-97 TOTAL</u>	<u>6</u>	<u>1,156</u>	<u>19</u>	<u>41</u>	<u>1,096</u>	<u>193</u>	<u>237</u>	<u>3</u>	<u>787</u>	<u>37</u>	<u>30</u>	<u>720</u>	<u>262</u>	<u>173</u>
C-97G (BAF)	2	364	13	6	345	182	75	2	397	37	-	360	199	94

DOWNGRADED TO:
UNCLASSIFIED AFTER 1 YEAR

DESIGN, SERIES INDICATING COMMAND - QUARTERLY - FY 1968

1 JANUARY 1968 THROUGH 31 MARCH 1968							1 APRIL 1968 THROUGH 30 JUNE 1968							COMMAND UNIT/EN MISSION, DESIGN, SERIES
AVER- AGE AIR- CRAFT ON HAND	FLYING HOURS				Utili- za- tion Rate	Sorties Flown	AVER- AGE AIR- CRAFT ON HAND	FLYING HOURS				Utili- za- tion Rate	Sorties Flown	
	Total	Combat	Com- bat Sup- port	Other				Total	Combat	Com- bat Sup- port	Other			
30	10,073	4,513	1,446	4,114	336	4,292	36	8,578	5,088	471	3,019	238	4,821	C-47D (PAF)
27	10,869	10,769	19	81	403	2,442	29	8,811	8,654	13	144	304	2,780	AC-47D (PAF)
3	378	230	74	74	126	306	2	438	310	36	92	219	220	EC-47D (OSO)
-	6	6	-	-	-	1	-	-	-	-	-	-	-	EC-47D (PAF)
-	-	-	-	-	-	-	-	-	-	-	-	-	-	TC-47D (PAF)
1	284	10	260	14	284	63	1	229	163	66	-	229	61	VC-47D (PAF)
21	9,802	9,627	44	131	467	1,611	24	9,336	9,233	-	103	389	1,780	EC-47N (PAF)
-	-	-	-	-	-	-	-	-	-	-	-	-	-	RC-47N (PAF)
1	-	-	-	-	-	-	-	-	-	-	-	-	-	EC-47P (LOO)
19	9,322	9,227	13	82	491	1,479	24	9,955	9,830	3	122	415	2,100	EC-47P (LOO)
-	-	-	-	-	-	-	-	-	-	-	-	-	-	RC-47P (PAF)
7	<u>2,113</u>	<u>128</u>	<u>371</u>	<u>1,614</u>	<u>302</u>	<u>501</u>	5	<u>1,200</u>	<u>217</u>	<u>97</u>	<u>886</u>	<u>240</u>	<u>502</u>	<u>C-54</u> <u>TOTAL</u>
2	798	66	85	647	399	167	-	-	-	-	-	-	-	C-54D (PAF)
4	905	54	274	577	226	205	3	784	196	81	507	261	284	C-54E (PAF)
1	383	8	12	363	383	119	1	282	4	16	262	282	105	C-54G (PAF)
-	27	-	-	27	-	10	1	134	17	-	117	134	113	VC-54G (PAF)
<u>1</u>	<u>128</u>	<u>2</u>	<u>-</u>	<u>119</u>	<u>128</u>	<u>34</u>	<u>1</u>	<u>37</u>	<u>-</u>	<u>3</u>	<u>34</u>	<u>37</u>	<u>2</u>	<u>C-97</u> <u>TOTAL</u>
1	128	9	-	119	128	34	-	-	-	-	-	-	-	C-97G (PAF)

DOWNGRADED TO:
UNCLASSIFIED AFTER 1 YEAR

TABLE 12 - SOUTHEAST ASIA OPERATIONAL DATA SUMMARY BY MISSION,

COMMAND WITHIN MISSION, DESIGN, SERIES	AVER- AGE AIR- CRAFT ON HAND	1 JULY 1967 THROUGH 30 SEPTEMBER 1967						1 OCTOBER 1967 THROUGH 31 DECEMBER 1967						
		FLYING HOURS				Uti- li- za- tion Rate	Sorties Flown	AVER- AGE AIR- CRAFT ON HAND	FLYING HOURS				Uti- li- za- tion Rate	Sorties Flown
		Total	Combat	Com- bat Sup- port	Other				Total	Combat	Com- bat Sup- port	Other		
HC-97G (MTO)	-	-	-	-	-	-	-	-	-	-	-	-	-	-
KC-97G (BAF)	-	65	6	3	56	-	18	-	-	-	-	-	-	-
C-97K (BAO)	4	727	-	32	695	182	144	1	390	-	30	360	390	79
<u>C-118 TOTAL</u>	<u>2</u>	<u>629</u>	<u>45</u>	<u>392</u>	<u>192</u>	<u>314</u>	<u>195</u>	<u>2</u>	<u>561</u>	<u>77</u>	<u>286</u>	<u>198</u>	<u>280</u>	<u>173</u>
C-118A (BAF)	1	356	45	119	192	356	146	1	370	75	98	197	370	141
VC-118A (BAF)	1	273	-	273	-	273	49	1	191	2	188	1	191	32
<u>C-121 TOTAL</u>	<u>11</u>	<u>3,082</u>	<u>2,913</u>	<u>3</u>	<u>166</u>	<u>280</u>	<u>417</u>	<u>24</u>	<u>6,499</u>	<u>5,348</u>	<u>235</u>	<u>916</u>	<u>271</u>	<u>918</u>
EC-121D (ADO)	11	3,048	2,896	3	149	277	405	12	3,267	2,929	13	325	272	459
EC-121D (BAF)	-	34	17	-	17	-	12	-	-	-	-	-	-	-
EC-121R (LOO)	-	-	-	-	-	-	-	-	-	-	-	-	-	-
EC-121R (BAF)	-	-	-	-	-	-	-	12	3,232	2,419	222	591	269	459
<u>C-123 TOTAL</u>	<u>80</u>	<u>19,218</u>	<u>17,794</u>	<u>1,063</u>	<u>361</u>	<u>240</u>	<u>22,955</u>	<u>74</u>	<u>20,150</u>	<u>19,028</u>	<u>444</u>	<u>678</u>	<u>272</u>	<u>22,773</u>
C-123B (LOO)	1	-	-	-	-	-	-	-	-	-	-	-	-	-
C-123B (BAF)	38	10,156	9,879	69	208	267	13,238	22	7,141	6,955	73	113	325	8,777
UC-123B (LOO)	-	-	-	-	-	-	-	1	-	-	-	-	-	-
UC-123B (BAF)	22	3,842	3,131	655	56	175	2,161	21	4,356	3,573	367	416	207	2,389
C-123K (LOO)	-	-	-	-	-	-	-	-	-	-	-	-	-	-
C-123K (BAF)	19	5,220	4,784	339	97	275	7,556	30	8,653	8,500	4	149	288	11,607

DOWNGRADED TO:
UNCLASSIFIED AFTER 1 YEAR

DESIGN, SERIES INDICATING COMMAND -- QUARTERLY -- FY 1968

1 JANUARY 1968 THROUGH 31 MARCH 1968							1 APRIL 1968 THROUGH 30 JUNE 1968							COMMAND WITHIN MISSION, DESIGN, SERIES
AVERAGE AIR-CRAFT ON HAND	FLYING HOURS				Utilization Rate	Sorties Flown	AVERAGE AIR-CRAFT ON HAND	FLYING HOURS				Utilization Rate	Sorties Flown	
	Total	Combat	Combat Support	Other				Total	Combat	Combat Support	Other			
-	-	-	-	-	-	-	1	37	-	3	34	37	9	HC-97G (MTO)
-	-	-	-	-	-	-	-	-	-	-	-	-	-	KC-97G (PAF)
-	-	-	-	-	-	-	-	-	-	-	-	-	-	C-97K (SAO)
2	<u>1,877</u>	<u>267</u>	<u>254</u>	<u>1,356</u>	<u>209</u>	<u>975</u>	3	<u>1,128</u>	<u>242</u>	<u>82</u>	<u>804</u>	<u>376</u>	<u>597</u>	<u>C-118A TOTAL</u>
8	1,635	262	17	1,356	204	944	2	840	26	10	804	420	517	C-118A (PAF)
1	242	5	237	-	242	31	1	288	216	72	-	288	80	VC-118A (PAF)
38	<u>12,870</u>	<u>11,270</u>	<u>86</u>	<u>1,514</u>	<u>339</u>	<u>1,392</u>	38	<u>12,913</u>	<u>11,853</u>	<u>255</u>	<u>805</u>	<u>340</u>	<u>1,733</u>	<u>C-121 TOTAL</u>
14	5,279	3,838	-	1,441	377	569	13	3,594	3,026	-	568	276	768	EC-121D (ADO)
-	-	-	-	-	-	-	-	-	-	-	-	-	-	EC-121D (PAF)
2	-	-	-	-	-	-	1	-	-	-	-	-	-	EC-121R (LOO)
22	7,591	7,432	86	73	345	823	24	9,319	8,827	255	237	388	965	EC-121R (PAF)
83	<u>31,849</u>	<u>30,557</u>	<u>293</u>	<u>999</u>	<u>384</u>	<u>24,234</u>	86	<u>22,700</u>	<u>22,148</u>	<u>138</u>	<u>414</u>	<u>264</u>	<u>26,572</u>	<u>C-123 TOTAL</u>
-	-	-	-	-	-	-	-	-	-	-	-	-	-	C-123B (LOO)
18	7,666	7,492	74	100	426	6,820	13	4,099	4,068	-	31	315	4,441	C-123B (PAF)
-	-	-	-	-	-	-	1	-	-	-	-	-	-	UC-123B (LOO)
24	7,047	6,209	214	624	294	4,277	23	4,406	4,075	114	217	192	2,284	UC-123B (PAF)
1	-	-	-	-	-	-	1	-	-	-	-	-	-	C-123K (LOO)
40	17,136	16,856	5	275	-	13,137	48	14,195	14,005	24	166	298	19,847	C-123K (PAF)

DOWNGRADED TO:
UNCLASSIFIED AFTER 1 YEAR

TABLE 12 - SOUTHEAST ASIA OPERATIONAL DATA SUMMARY BY MISSION.

COMMAND WITHIN MISSION, DESIGN, SERIES	AVER- AGE AIR- CRAFT ON HAND	1 JULY 1967 THROUGH 30 SEPTEMBER 1967						1 OCTOBER 1967 THROUGH 31 DECEMBER 1967						
		FLYING HOURS				Utili- za- tion Rate	Sorties Flown	AVER- AGE AIR- CRAFT ON HAND	FLYING HOURS				Utili- za- tion Rate	Sorties Flown
		Total	Combat	Com- bat Sup- port	Other				Total	Combat	Com- bat Sup- port	Other		
<u>C-130</u> <u>TOTAL</u>	<u>213</u>	<u>62,207</u>	<u>39,173</u>	<u>137</u>	<u>22,897</u>	<u>292</u>	<u>46,695</u>	<u>171</u>	<u>58,616</u>	<u>38,420</u>	<u>276</u>	<u>19,920</u>	<u>343</u>	<u>46,436</u>
C-130A (MIO)	1	78	67	-	11	78	17	-	-	-	-	-	-	-
C-130A (BAF)	70	15,535	9,175	7	6,353	222	12,190	58	15,709	10,796	14	4,899	271	11,505
DC-130A (SAO)	-	92	26	-	66	-	26	-	29	-	-	29	-	10
JC-130A (BAF)	-	-	-	-	-	-	-	-	48	48	-	-	-	16
JC-130A (TAO)	-	-	-	-	-	-	-	-	-	-	-	-	-	-
WC-130A (MIO)	2	601	501	8	92	301	139	3	541	407	6	128	180	128
C-130B (LOO)	1	-	-	-	-	-	-	2	-	-	-	-	-	-
C-130B (BAF)	66	15,827	12,572	114	3,141	240	16,420	50	14,332	11,249	197	2,886	287	15,400
C-130E (LOO)	1	-	-	-	-	-	-	-	-	-	-	-	-	-
C-130E (BAF)	60	26,415	13,418	8	12,989	440	17,229	46	23,988	13,139	10	10,839	521	18,615
C-130E (TAO)	-	-	-	-	-	-	-	-	-	-	-	-	-	-
DC-130E (SAO)	1	134	134	-	-	134	39	-	114	114	-	-	-	44
WC-130E (MIO)	-	-	-	-	-	-	-	2	615	-	1	614	302	77
HC-130H (MIO)	3	1,299	1,224	-	75	433	239	10	3,240	2,667	48	525	324	641
HC-130P (MIO)	8	2,226	2,056	-	170	278	396	-	-	-	-	-	-	-
<u>C-135</u> <u>TOTAL</u>	<u>68</u>	<u>26,465</u>	<u>24,579</u>	<u>-</u>	<u>1,886</u>	<u>389</u>	<u>5,516</u>	<u>68</u>	<u>23,619</u>	<u>21,411</u>	<u>-</u>	<u>2,208</u>	<u>347</u>	<u>4,931</u>
EC-135A (SAO)	-	-	-	-	-	-	-	-	-	-	-	-	-	-

DOWNGRADED TO:
UNCLASSIFIED AFTER 1 YEAR

DESIGN, SERIES INDICATING COMMAND - QUARTERLY - FY 1968

AVERAGE AIR-CRAFT ON HAND	1 JANUARY 1968 THROUGH 31 MARCH 1968						1 APRIL 1968 THROUGH 30 JUNE 1968						COMMAND WITHIN MISSION, DESIGN, SERIES	
	FLYING HOURS				Utilization Rate	Sorties Flown	AVERAGE AIR-CRAFT ON HAND	FLYING HOURS				Utilization Rate		Sorties Flown
	Total	Combat	Combat Support	Other				Total	Combat	Combat Support	Other			
<u>190</u>	<u>68,841</u>	<u>50,497</u>	<u>306</u>	<u>18,038</u>	<u>362</u>	<u>49,977</u>	<u>210</u>	<u>71,289</u>	<u>50,961</u>	<u>100</u>	<u>20,228</u>	<u>339</u>	<u>56,347</u>	<u>C-130</u> <u>TOTAL</u>
-	-	-	-	-	-	-	-	-	-	-	-	-	-	C-130A (MTO)
53	14,194	10,683	6	3,505	268	10,939	55	14,980	10,863	5	4,112	272	12,309	C-130A (PAF)
-	-	-	-	-	-	-	-	140	110	-	30	-	55	DC-130A (SAO)
-	-	-	-	-	-	-	-	-	-	-	-	-	-	JC-130A (PAF)
-	-	-	-	-	-	-	1	132	125	-	7	132	56	JC-130A (TAO)
4	760	525	15	220	190	209	3	692	513	16	163	231	184	WC-130A (MTO)
3	-	-	-	-	-	-	2	2	2	-	-	-	2	C-130B (LOO)
50	15,565	11,401	61	4,103	311	12,592	48	15,415	11,956	35	3,424	321	14,208	C-130B (PAF)
1	-	-	-	-	-	-	2	-	-	-	-	-	-	C-130E (LOO)
48	23,289	15,775	29	7,485	485	20,067	53	26,034	16,742	6	9,286	491	17,716	C-130E (PAF)
14	9,437	8,634	6	797	674	5,124	25	9,561	8,130	3	1,428	382	10,784	C-130E (TAO)
1	418	418	-	-	-	122	2	333	332	-	1	-	160	DC-130E (SAO)
2	1,205	-	6	1,199	603	98	3	869	-	6	863	290	139	WC-130E (MTO)
4	921	283	135	503	230	198	4	616	-	24	592	154	195	HC-130H (MTO)
10	3,052	2,778	48	226	305	628	12	2,515	2,188	5	322	210	539	HC-130P (MTO)
<u>100</u>	<u>39,398</u>	<u>32,080</u>	<u>-</u>	<u>7,318</u>	<u>394</u>	<u>7,789</u>	<u>95</u>	<u>36,988</u>	<u>33,775</u>	<u>-</u>	<u>3,213</u>	<u>389</u>	<u>7,811</u>	<u>C-135</u> <u>TOTAL</u>
-	498	493	-	5	-	42	-	-	-	-	-	-	-	EC-135A (SAO)

DOWNGRADED TO:
UNCLASSIFIED AFTER 1 YEAR

TABLE 12 - SOUTHEAST ASIA OPERATIONAL DATA SUMMARY BY MISSION,

COMMAND WITHIN MISSION, DIVISION, SERIES	AVER- AGE AIR CRAFT ON HAND	1 JULY 1967 THROUGH 30 SEPTEMBER 1967						1 OCTOBER 1967 THROUGH 31 DECEMBER 1967						
		FLYING HOURS				Utili- za- tion Rate	Sorties Flown	AVER- AGE AIR- CRAFT ON HAND	FLYING HOURS				Utili- za- tion Rate	Sorties Flown
		Total	Combat	Com- bat Sup- port	Other				Total	Combat	Com- bat Sup- port	Other		
KC-135A (AAC)	-	-	-	-	-	-	-	-	-	-	-	-	-	-
KC-135A (SAO)	67	24,962	23,090	-	1,872	373	5,382	62	21,659	19,909	-	1,750	349	4,583
KC-135Q (SAO)	-	-	-	-	-	-	-	5	1,516	1,059	-	457	303	308
EC-135L (SAO)	1	1,503	1,489	-	14	1,503	134	1	444	443	-	1	444	40
RC-135M (SAO)	-	-	-	-	-	-	-	-	-	-	-	-	-	-
<u>C-140 TOTAL</u>	<u>4</u>	<u>715</u>	<u>84</u>	<u>401</u>	<u>230</u>	<u>179</u>	<u>306</u>	<u>3</u>	<u>1,106</u>	<u>118</u>	<u>809</u>	<u>179</u>	<u>369</u>	<u>467</u>
C-140A (CSO)	4	688	57	401	230	172	294	3	1,106	118	809	179	369	467
C-140A (LOO)	-	27	27	-	-	-	12	-	-	-	-	-	-	-
<u>F-4 TOTAL</u>	<u>263</u>	<u>39,041</u>	<u>36,449</u>	<u>126</u>	<u>2,466</u>	<u>148</u>	<u>22,859</u>	<u>291</u>	<u>39,695</u>	<u>37,772</u>	<u>264</u>	<u>1,656</u>	<u>136</u>	<u>23,260</u>
F-4C (LOO)	9	-	-	-	-	-	-	6	-	-	-	-	-	-
F-4C (BAF)	160	23,875	22,998	48	829	149	14,984	139	19,200	18,408	21	771	138	12,834
F-4C (TAO)	-	43	-	-	43	-	13	-	-	-	-	-	-	-
RF-4C (LOO)	1	-	-	-	-	-	-	3	-	-	-	-	-	-
RF-4C (BAF)	67	10,581	9,174	23	1,384	158	5,616	63	9,233	8,973	82	178	147	4,814
F-4D (LOO)	-	-	-	-	-	-	-	1	-	-	-	-	-	-
F-4D (BAF)	26	4,542	4,277	55	210	175	2,246	79	11,262	10,394	161	707	143	5,612
F-4D (TAO)	-	-	-	-	-	-	-	-	-	-	-	-	-	-

DOWNGRADED TO:
UNCLASSIFIED AFTER 1 YEAR

DESIGN, SERIES INDICATING COMMAND - QUARTERLY - FY 1968

AVERAGE AIR-CRAFT ON HAND	1 JANUARY 1968 THROUGH 31 MARCH 1968						1 APRIL 1968 THROUGH 30 JUNE 1968						COMMAND WITHIN MISSION, DESIGN, SERIES	
	FLYING HOURS				Utilization Rate	Sorties Flown	FLYING HOURS				Utilization Rate	Sorties Flown		
	Total	Combat	Combat Support	Other			Total	Combat	Combat Support	Other				
-	4	4	-	-	-	1	-	-	-	-	-	-	-	KC-135A (AAC)
79	31,444	28,019	-	3,425	398	6,501	84	32,895	30,152	-	2,743	392	7,287	KC-135A (SAO)
15	3,415	2,150	-	1,265	228	724	5	1,879	1,663	-	216	376	382	KC-135Q (SAO)
-	-	-	-	-	-	-	-	-	-	-	-	-	-	KC-135L (SAO)
6	4,037	1,414	-	2,623	673	521	6	2,214	1,960	-	254	369	142	KC-135M (SAO)
4	897	542	246	109	224	384	4	925	444	151	330	231	392	C-140 TOTAL
4	897	542	246	109	224	384	4	925	444	151	330	231	392	C-140A (CSO)
-	-	-	-	-	-	-	-	-	-	-	-	-	-	C-140A (LOO)
289	46,342	43,233	459	2,650	160	23,087	297	44,198	41,221	458	2,519	149	26,362	F-4 TOTAL
5	-	-	-	-	-	-	1	-	-	-	-	-	-	F-4C (LOO)
88	15,089	14,240	21	828	171	7,960	59	9,855	9,141	20	694	167	5,765	F-4C (BAF)
-	-	-	-	-	-	-	-	-	-	-	-	-	-	F-4C (TMO)
5	-	-	-	-	-	-	3	-	-	-	-	-	-	RF-4C (LOO)
68	11,684	11,399	82	203	172	4,920	73	10,380	10,020	126	234	142	5,913	RF-4C (BAF)
5	-	-	-	-	-	-	7	-	-	-	-	-	-	F-4C (LOO)
118	19,569	17,594	356	1,619	166	10,207	150	23,220	21,338	312	1,570	155	14,190	F-4D (BAF)
-	-	-	-	-	-	-	4	743	722	-	21	186	494	F-4D (TMO)

DOWNGRADED TO:
UNCLASSIFIED AFTER 1 YEAR

TABLE 12 - SOUTHEAST ASIA OPERATIONAL DATA SUMMARY BY MISSION.

COMMAND WITHIN MISSION, DESIGN, SERIES	AVERAGE AIR-CRAFT ON HAND	1 JULY 1967 THROUGH 30 SEPTEMBER 1967						1 OCTOBER 1967 THROUGH 31 DECEMBER 1967						
		FLYING HOURS				Utilization Rate	Sorties Flown	FLYING HOURS				Utilization Rate	Sorties Flown	
		Total	Combat	Combat Support	Other			Total	Combat	Combat Support	Other			
<u>F-100</u> <u>TOTAL</u>	184	28,742	27,501	336	905	156	19,807	198	30,884	29,812	303	769	156	21,654
F-100C (BAF)	-	-	-	-	-	-	-	-	-	-	-	-	-	-
F-100D (LOO)	4	-	-	-	-	-	-	6	1	1	-	-	-	1
F-100D (BAF)	165	26,352	25,372	300	680	160	18,625	181	28,893	28,012	275	606	160	20,712
F-100D (TMO)	-	-	-	-	-	-	-	-	-	-	-	-	-	-
F-100F (LOO)	-	-	-	-	-	-	-	-	-	-	-	-	-	-
F-100F (BAF)	15	2,390	2,129	36	225	159	1,182	11	1,990	1,799	28	163	181	941
F-100F (TMO)	-	-	-	-	-	-	-	-	-	-	-	-	-	-
<u>F-101</u> <u>TOTAL</u>	27	4,051	3,854	14	183	150	2,251	17	2,740	2,653	7	80	161	1,326
RF-101C (LOO)	2	20	-	-	20	10	4	-	-	-	-	-	-	-
RF-101C (BAF)	25	4,031	3,854	14	163	-	2,247	17	2,740	2,653	7	80	-	1,326
<u>F-102</u> <u>TOTAL</u>	50	5,120	3,074	4	2,042	102	3,610	53	5,564	2,793	3	2,768	105	3,794
F-102A (BAF)	48	4,957	3,070	4	1,883	103	3,500	52	5,513	2,793	2	2,718	106	3,763
TF-102A (BAF)	2	163	4	-	159	82	110	1	51	-	1	50	51	31
<u>F-104</u> <u>TOTAL</u>	11	763	763	-	-	69	200	-	-	-	-	-	-	-
F-104C (LOO)	1	-	-	-	-	-	-	-	-	-	-	-	-	-
F-104C (BAF)	10	763	763	-	-	76	200	-	-	-	-	-	-	-

DOWNGRADED TO:
UNCLASSIFIED AFTER 1 YEAR

DESIGN, SERIES INDICATING COMMAND - QUARTERLY - FY 1968

1 JANUARY 1968 THROUGH 31 MARCH 1968							1 APRIL 1968 THROUGH 30 JUNE 1968							COMMAND WITHIN MISSION, DESIGN, SERIES
AVERAGE AIR-CRAFT ON HAND	FLYING HOURS				Utilization Rate	Sorties Flown	AVERAGE AIR-CRAFT ON HAND	FLYING HOURS				Utilization Rate	Sorties Flown	
	Total	Combat	Combat Support	Other				Total	Combat	Combat Support	Other			
<u>206</u>	<u>37,839</u>	<u>37,080</u>	<u>79</u>	<u>680</u>	<u>184</u>	<u>22,455</u>	<u>226</u>	<u>35,987</u>	<u>33,560</u>	<u>19</u>	<u>2,408</u>	<u>159</u>	<u>23,375</u>	F-100 TOTAL
-	-	-	-	-	-	-	30	4,881	3,453	1	1,427	163	2,499	F-100C (PAF)
1	-	-	-	-	-	-	3	-	-	-	-	-	-	F-100D (LOO)
184	32,731	32,115	60	556	178	20,509	164	25,299	24,754	12	533	154	17,998	F-100D (PAF)
8	1,479	1,466	-	13	185	1,023	14	2,235	2,183	-	52	160	1,587	F-100D (TAO)
2	-	-	-	-	-	-	1	-	-	-	-	-	-	F-100 (LOO)
10	2,305	2,186	19	100	230	799	12	3,101	2,742	2	357	258	1,112	F-100F (PAF)
1	1,324	1,313	-	11	1342	124	2	471	428	4	39	-	179	F-100F (TAO)
<u>18</u>	<u>3,670</u>	<u>3,594</u>	<u>7</u>	<u>69</u>	<u>204</u>	<u>1,251</u>	<u>17</u>	<u>2,878</u>	<u>2,775</u>	-	<u>103</u>	<u>169</u>	<u>1,280</u>	F-101 TOTAL
-	-	-	-	-	-	-	1	-	-	-	-	-	-	RF-101C (LOO)
18	3,670	3,594	7	69	204	1,251	16	2,878	2,775	-	103	180	1,280	RF-101C (PAF)
<u>38</u>	<u>4,595</u>	<u>3,276</u>	-	<u>1,319</u>	<u>121</u>	<u>3,095</u>	<u>35</u>	<u>4,259</u>	<u>3,614</u>	-	<u>645</u>	<u>122</u>	<u>2,853</u>	F-102 TOTAL
38	4,585	3,266	-	1,319	121	3,088	35	4,259	3,614	-	645	122	2,853	F-102A (PAF)
-	10	10	-	-	-	7	-	-	-	-	-	-	-	TF-102A (PAF)
-	-	-	-	-	-	-	-	-	-	-	-	-	-	F-104 TOTAL
-	-	-	-	-	-	-	-	-	-	-	-	-	-	F104C (LOO)
-	-	-	-	-	-	-	-	-	-	-	-	-	-	F-104C (PAF)

DOWNGRADED TO:
UNCLASSIFIED AFTER 1 YEAR

TABLE 12 -- SOUTHEAST ASIA OPERATIONAL DATA SUMMARY BY MISSION,

COMMAND WITHIN MISSION, DESIGN, SERIES	AVERAGE AIR-CRAFT ON HAND	1 JULY 1967 THROUGH 30 SEPTEMBER 1967						1 OCTOBER 1967 THROUGH 31 DECEMBER 1967						
		FLYING HOURS				Utilization Rate	Sorties Flown	AVERAGE AIR-CRAFT ON HAND	FLYING HOURS				Utilization Rate	Sorties Flown
		Total	Combat	Combat Support	Other				Total	Combat	Combat Support	Other		
<u>F-105</u> (TOTAL)	146	26,072	24,691	119	1,262	179	9,723	114	21,322	20,242	69	1,011	187	7,888
F-105D (LOO)	12	7	7	-	-	1	2	7	-	-	-	-	-	-
F-105D (PAF)	104	20,239	19,039	109	1,091	195	7,806	81	17,040	16,463	61	516	210	6,278
F-105F (LOO)	3	-	-	-	-	-	-	-	-	-	-	-	-	-
F-105F (PAF)	27	5,826	5,645	10	171	216	1,915	25	4,282	3,779	8	495	165	1,610
<u>F-111</u> (TOTAL)	-	-	-	-	-	-	-	-	-	-	-	-	-	-
F-111A (DAO)	-	-	-	-	-	-	-	-	-	-	-	-	-	-
<u>H-1</u> (TOTAL)	13	1,300	1,221	-	79	100	2,456	11	1,244	1,166	-	78	113	2,132
UH-1F (PAF)	13	1,300	1,221	-	79	100	2,456	11	1,244	1,166	-	78	113	2,132
<u>H-3</u> (TOTAL)	28	3,907	3,300	328	279	140	3,296	26	3,333	2,700	284	349	128	2,625
CH-3C (LOO)	2	-	-	-	-	-	-	1	-	-	-	-	-	-
CH-3C (PAF)	9	1,611	1,331	227	53	179	1,836	8	1,103	775	249	79	138	1,232
CH-3C (SAO)	-	66	14	-	52	-	47	-	28	-	-	28	-	15
CH-3E (LOO)	-	-	-	-	-	-	-	-	-	-	-	-	-	-
CH-3E (PAF)	-	10	5	4	1	-	8	2	170	62	5	103	85	173
CH-3E (SAO)	-	-	-	-	-	-	-	-	18	18	-	-	-	16
HH-3E (LOO)	3	-	-	-	-	-	-	1	1	-	-	1	1	1

DOWNGRADED TO:
UNCLASSIFIED AFTER 1 YEAR

DESIGN, SERIES INDICATING COMMAND -- QUARTERLY -- FY 1968

AVERAGE AIRCRAFT ON HAND	1 JANUARY 1968 THROUGH 31 MARCH 1968						1 APRIL 1968 THROUGH 30 JUNE 1968						COMMAND WITHIN MISSION, DESIGN, SERIES	
	FLYING HOURS				Utilization Rate	Sorties Flown	AVERAGE AIRCRAFT ON HAND	FLYING HOURS				Utilization Rate		Sorties Flown
	Total	Combat	Combat Support	Other				Total	Combat	Combat Support	Other			
108	22,435	21,579	51	805	210	7,981	114	22,836	21,639	133	1,064	200	8,958	F-105 TOTAL
5	3	3	-	-	1	1	4	-	-	-	-	-	-	F-105D (LOO)
77	18,437	17,839	42	556	239	6,468	75	17,837	17,056	101	680	238	6,815	F-105D (PAF)
1	-	-	-	-	-	-	3	-	-	-	-	-	-	F-105F (LOO)
25	3,995	3,737	9	249	160	1,512	32	4,999	4,583	32	384	156	2,143	F-105F (PAF)
1	246	49	2	192	246	57	2	262	97	2	160	52	122	F-111 TOTAL
1	246	49	5	192	246	57	5	262	97	5	160	52	122	F-111A (TAO)
13	2,721	2,756	-	145	209	5,557	16	2,420	2,328	3	89	145	6,024	H-1 TOTAL
13	2,721	2,576	-	145	209	5,557	16	2,420	2,328	3	89	145	6,024	UH-1F (PAF)
30	4,086	2,741	189	1,156	136	2,584	40	5,086	3,335	538	1,213	127	3,459	H-3 TOTAL
-	-	-	-	-	-	-	2	-	-	-	-	-	-	CH-3C (LOO)
3	515	412	57	46	172	447	1	125	69	14	42	125	107	CH-3C (PAF)
-	-	-	-	-	-	-	-	-	-	-	-	-	-	CH-3C (SAO)
2	-	-	-	-	-	-	1	-	-	-	-	-	-	CH-3E (LOO)
9	1,655	623	92	940	184	878	13	2,257	1,105	345	807	174	1,749	CH-3E (PAF)
1	183	181	-	2	183	154	2	138	132	-	6	69	182	CH-3E (SAO)
1	-	-	-	-	-	-	1	-	-	-	-	-	-	HH-3E (LOO)

DOWNGRADED TO:
UNCLASSIFIED AFTER 1 YEAR

TABLE 12 - SOUTHEAST ASIA OPERATIONAL DATA SUMMARY BY MISSION,

COMMAND WITHIN MISSION, DESIGN, SERIES	AVERAGE AIR-CRAFT ON HAND	1 JULY 1967 THROUGH 30 SEPTEMBER 1967						1 OCTOBER 1967 THROUGH 31 DECEMBER 1967						
		FLYING HOURS				Utilization Rate	Sorties Flown	FLYING HOURS				Utilization Rate	Sorties Flown	
		Total	Combat	Combat Support	Other			Total	Combat	Combat Support	Other			
HH-3E (MIO)	14	2,218	1,950	95	173	158	1,403	14	2,013	1,845	30	138	-	1,188
HH-3E (PAF)	-	2	-	2	-	-	2	-	-	-	-	-	-	-
H-19B TOTAL	-	-	-	-	-	-	-	1	199	-	15	184	199	163
UH-19B (PAF)	-	-	-	-	-	-	-	1	199	-	15	184	199	163
H-43 TOTAL	29	2,651	1,742	9	900	91	5,814	27	2,832	1,867	3	962	105	5,528
HH-43B (MIO)	21	1,928	1,047	9	872	92	4,308	22	2,104	1,161	3	940	96	4,203
HH-43B (PAF)	2	121	114	-	7	60	263	-	-	-	-	-	-	-
HH-43F (LOO)	-	-	-	-	-	-	-	-	-	-	-	-	-	-
HH-43F (MIO)	4	506	485	-	21	126	1,021	5	728	706	-	22	146	1,325
HH-43F (PAF)	2	96	96	-	-	48	222	-	-	-	-	-	-	-
H-53 TOTAL	=	=	=	=	=	=	=	3	278	113	20	145	93	189
HH-53B (MIO)	-	-	-	-	-	-	-	3	274	113	17	144	91	183
HH-53B (PAF)	-	-	-	-	-	-	-	-	4	-	3	1	-	6
O-1 TOTAL	182	61,701	61,255	29	417	339	33,888	157	58,084	57,986	23	75	370	34,745
O-1E (LOO)	3	-	-	-	-	-	-	2	-	-	-	-	-	-
O-1E (PAF)	61	22,536	22,422	-	114	369	12,523	50	18,916	18,880	-	36	378	11,951
O-1F (LOO)	1	-	-	-	-	-	-	1	-	-	-	-	-	-
O-1F (PAF)	33	8,252	8,041	24	187	250	4,267	32	8,651	8,610	17	24	270	4,810

DOWNGRADED TO:
UNCLASSIFIED AFTER 1 YEAR

DESIGN, SERIES INDICATING COMMAND - QUARTERLY - FY 1968

AVERAGE AIR-CRAFT ON HAND	1 JANUARY 1968 THROUGH 31 MARCH 1968						1 APRIL 1968 THROUGH 30 JUNE 1968						COMMAND WITHIN MISSION, DESIGN, SERIES	
	FLYING HOURS				Utili-za-tion Rate	Sorties Flown	FLYING HOURS				Utili-za-tion Rate	Sorties Flown		
	Total	Combat	Combat Support	Other			Total	Combat	Combat Support	Other				
14	1,733	1,525	40	168	124	1,105	20	2,566	2,029	179	358	128	1,421	HH-3E (MTO)
-	-	-	-	-	-	-	-	-	-	-	-	-	-	HH-3E (PAF)
-	-	-	-	-	-	-	-	-	-	-	-	-	-	H-19B TOTAL
-	-	-	-	-	-	-	-	-	-	-	-	-	-	UH-19B (PAF)
30	3,600	2,157	272	1,171	120	6,277	32	2,770	1,904	11	855	84	6,886	H-43 TOTAL
25	2,698	1,286	272	1,140	108	5,194	25	2,220	1,369	10	841	89	5,849	HH-43B (MTO)
-	-	-	-	-	-	-	-	1	1	-	-	-	3	HH-43B (PAF)
1	-	-	-	-	-	-	1	-	-	-	-	-	-	HH-43F (LOO)
4	902	871	-	31	226	1,083	6	549	534	1	14	92	1,034	HH-43 (MTO)
-	-	-	-	-	-	-	-	-	-	-	-	-	-	HH-43F (PAF)
2	606	407	64	135	121	354	6	806	489	35	282	134	406	H-53 TOTAL
5	606	407	64	135	121	354	6	806	489	35	282	134	406	HH-53 (MTO)
-	-	-	-	-	-	-	-	-	-	-	-	-	-	HH-53B (PAF)
150	63,451	63,206	-	245	423	31,085	153	48,337	47,241	-	1,096	316	28,473	O-1 TOTAL
2	-	-	-	-	-	-	3	-	-	-	-	-	-	O-1E (LOO)
44	21,268	21,179	-	89	483	10,445	52	17,288	17,210	-	78	332	10,506	O-1E (PAF)
1	-	-	-	-	-	-	2	-	-	-	-	-	-	O-1F (LOO)
33	9,949	9,930	-	19	301	4,691	30	7,318	6,394	-	924	244	3,914	O-1F (PAF)

DOWNGRADED TO:
UNCLASSIFIED AFTER 1 YEAR

TABLE 12 -- SOUTHEAST ASIA OPERATIONAL DATA SUMMARY BY MISSION,

COMMAND WITHIN MISSION, DESIGN, SERIES	AVER- AGE AIR- CRAFT ON HAND	1 JULY 1967 THROUGH 30 SEPTEMBER 1967						1 OCTOBER 1967 THROUGH 31 DECEMBER 1967						
		FLYING HOURS				Utili- za- tion Rate	Sorties Flown	AVER- AGE AIR- CRAFT ON HAND	FLYING HOURS				Utili- za- tion Rate	Sorties Flown
		Total	Combat	Com- bat Sup- port	Other				Total	Combat	Com- bat Sup- port	Other		
O-1G (LOO)	-	-	-	-	-	-	-	-	-	-	-	-	-	-
O-1G (PAF)	84	30,913	30,792	5	116	368	17,098	72	30,517	30,496	6	15	424	17,984
<u>O-2 TOTAL</u>	<u>43</u>	<u>10,818</u>	<u>10,676</u>	<u>12</u>	<u>130</u>	<u>252</u>	<u>6,111</u>	<u>94</u>	<u>26,484</u>	<u>26,050</u>	<u>15</u>	<u>419</u>	<u>282</u>	<u>11,999</u>
O-2A (PAF)	23	6,360	6,259	12	89	277	3,233	71	21,463	21,059	4	400	302	8,449
O-2B (PAF)	20	4,458	4,417	-	41	223	2,878	23	5,021	4,991	11	19	218	3,550
<u>T-28 TOTAL</u>	<u>10</u>	<u>1,599</u>	<u>1,373</u>	<u>155</u>	<u>71</u>	<u>160</u>	<u>881</u>	<u>8</u>	<u>1,828</u>	<u>1,695</u>	<u>79</u>	<u>54</u>	<u>229</u>	<u>901</u>
T-28D (PAF)	10	1,599	1,373	155	71	160	881	8	1,828	1,695	79	54	229	901
<u>T-33 TOTAL</u>	<u>-</u>	<u>-</u>	<u>-</u>	<u>-</u>	<u>-</u>	<u>-</u>	<u>-</u>	<u>4</u>	<u>432</u>	<u>5</u>	<u>-</u>	<u>427</u>	<u>108</u>	<u>238</u>
T-33A (PAF)	-	-	-	-	-	-	-	4	432	5	-	427	108	238
<u>T-39 TOTAL</u>	<u>11</u>	<u>3,471</u>	<u>121</u>	<u>2,762</u>	<u>588</u>	<u>316</u>	<u>1,199</u>	<u>10</u>	<u>3,291</u>	<u>100</u>	<u>2,587</u>	<u>604</u>	<u>329</u>	<u>1,182</u>
T-39A (PAF)	11	3,471	121	2,762	588	316	1,199	10	3,291	100	2,587	604	329	1,182
<u>U-3 TOTAL</u>	<u>3</u>	<u>715</u>	<u>8</u>	<u>706</u>	<u>1</u>	<u>238</u>	<u>345</u>	<u>3</u>	<u>566</u>	<u>8</u>	<u>558</u>	<u>-</u>	<u>189</u>	<u>261</u>
U-3A (PAF)	-	-	-	-	-	-	-	-	-	-	-	-	-	-
U-3B (LOO)	-	-	-	-	-	-	-	-	-	-	-	-	-	-
U-3B (PAF)	3	715	8	706	1	238	345	3	566	8	558	-	189	261
<u>U-6 TOTAL</u>	<u>-</u>	<u>5</u>	<u>5</u>	<u>-</u>	<u>-</u>	<u>-</u>	<u>2</u>	<u>-</u>	<u>-</u>	<u>-</u>	<u>-</u>	<u>-</u>	<u>-</u>	<u>-</u>
U-6A (PAF)	-	5	5	-	-	-	2	-	-	-	-	-	-	-

DOWNGRADED TO:
UNCLASSIFIED AFTER 1 YEAR

DESIGN, SERIES INDICATING COMMAND - QUARTERLY - FY 1968

1 JANUARY 1968 THROUGH 31 MARCH 1968							1 APRIL 1968 THROUGH 30 JUNE 1968							COMMAND WITHIN MISSION, DESIGN, SERIES
AVER- AGE AIR- CRAFT ON HAND	FLYING HOURS				Uti- li- za- tion Rate	Sorties Flown	AVER- AGE AIR- CRAFT ON HAND	FLYING HOURS				Uti- li- za- tion Rate	Sorties Flown	
	Total	Combat	Com- bat Sup- port	Other				Total	Combat	Com- bat Sup- port	Other			
1	-	-	-	-	-	-	2	1	1	-	-	-	1	O-1G (LOO)
69	32,234	32,097	-	137	467	15,949	64	23,730	23,636	-	94	371	14,052	O-1G (PAF)
<u>142</u>	<u>40,854</u>	<u>39,838</u>	<u>133</u>	<u>883</u>	<u>288</u>	<u>14,094</u>	<u>162</u>	<u>44,121</u>	<u>43,185</u>	<u>236</u>	<u>700</u>	<u>272</u>	<u>15,444</u>	<u>O-2</u> <u>TOTAL</u>
119	35,805	34,822	119	864	301	11,342	136	36,956	36,027	234	695	272	13,041	O-2A (PAF)
23	5,049	5,016	14	19	220	2,752	26	7,165	7,158	2	5	276	2,403	O-2B (PAF)
7	<u>1,453</u>	<u>1,339</u>	<u>3</u>	<u>111</u>	<u>208</u>	<u>668</u>	<u>5</u>	<u>508</u>	<u>357</u>	<u>-</u>	<u>151</u>	<u>102</u>	<u>304</u>	<u>T-28</u> <u>TOTAL</u>
7	1,453	1,339	3	111	208	668	5	508	357	-	151	102	304	T-28D (PAF)
-	-	-	-	-	-	-	-	-	-	-	-	-	-	<u>T-33</u> <u>TOTAL</u>
-	-	-	-	-	-	-	-	-	-	-	-	-	-	T-33A (PAF)
<u>12</u>	<u>4,106</u>	<u>33</u>	<u>3,054</u>	<u>1,019</u>	<u>342</u>	<u>1,374</u>	<u>11</u>	<u>3,499</u>	<u>2,158</u>	<u>453</u>	<u>888</u>	<u>318</u>	<u>1,378</u>	<u>T-39</u> <u>TOTAL</u>
12	4,106	33	3,054	1,019	342	1,374	11	3,499	2,158	453	888	318	1,378	T-39A (PAF)
3	<u>712</u>	<u>3</u>	<u>702</u>	<u>7</u>	<u>237</u>	<u>269</u>	<u>3</u>	<u>422</u>	<u>345</u>	<u>72</u>	<u>5</u>	<u>141</u>	<u>328</u>	<u>U-3</u> <u>TOTAL</u>
-	-	-	-	-	-	-	-	101	101	-	-	-	80	U-3A (PAF)
-	-	-	-	-	-	-	1	-	-	-	-	-	-	U-3B (LOO)
3	712	3	702	7	237	269	2	321	244	72	5	161	248	U-3B (PAF)
-	-	-	-	-	-	-	-	-	-	-	-	-	-	<u>U-6</u> <u>TOTAL</u>
-	-	-	-	-	-	-	-	-	-	-	-	-	-	H-6A (PAF)

DOWNGRADED TO:
UNCLASSIFIED AFTER 1 YEAR

TABLE 12 - SOUTHEAST ASIA OPERATIONAL DATA SUMMARY BY MISSION,

COMMAND WITHIN MISSION, DESIGN, SERIES	AVERAGE AIR-CRAFT ON HAND	1 JULY 1967 THROUGH 30 SEPTEMBER 1967						1 OCTOBER 1967 THROUGH 31 DECEMBER 1967						
		FLYING HOURS				Utili-za-tion Rate	Sorties Flown	AVERAGE AIR-CRAFT ON HAND	FLYING HOURS				Utili-za-tion Rate	Sorties Flown
		Total	Combat	Com-bat Sup-port	Other				Total	Combat	Com-bat Sup-port	Other		
<u>U-10</u> <u>TOTAL</u>	<u>24</u>	<u>3,180</u>	<u>1,992</u>	<u>1,095</u>	<u>93</u>	<u>132</u>	<u>3,067</u>	<u>25</u>	<u>5,122</u>	<u>3,432</u>	<u>51</u>	<u>1,639</u>	<u>205</u>	<u>5,165</u>
U-10B (PAF)	13	1,889	1,887	-	2	145	2,084	12	3,215	3,215	-	-	268	3,533
U-10D (LOO)	-	-	-	-	-	-	-	1	-	-	-	-	-	-
U-10D (PAF)	11	1,291	105	1,095	91	117	983	12	1,907	217	51	1,639	159	1,632
<u>U-16</u> <u>TOTAL</u>	<u>13</u>	<u>1,717</u>	<u>435</u>	<u>114</u>	<u>1,168</u>	<u>132</u>	<u>470</u>	<u>9</u>	<u>1,270</u>	<u>9</u>	<u>189</u>	<u>1,072</u>	<u>141</u>	<u>302</u>
HU-16B (MTO)	13	1,707	425	114	1,168	131	468	9	1,270	9	189	1,072	141	302
HU-16B (PAF)	-	10	10	-	-	-	2	-	-	-	-	-	-	-

Data Source: RCS: 1-HAF-A1, IAW AFM 65-110.

Source: Data Applications Division, Data Services Center, Comptroller of the Air Force.

DOWNGRADED TO: UNCLASSIFIED AFTER 1 YEAR

~~SECRET~~

DESIGN, SERIES INDICATING COMMAND - QUARTERLY - FY 1968

AVERAGE AIR-CRAFT ON HAND	1 JANUARY 1968 THROUGH 31 MARCH 1968						1 APRIL 1968 THROUGH 30 JUNE 1968						COMMAND WITHIN MISSION, DESIGN, SERIES	
	FLYING HOURS				Utilization Rate	Sorties Flown	FLYING HOURS				Utilization Rate	Sorties Flown		
	Total	Combat	Combat Support	Other			Total	Combat	Combat Support	Other				
28	6,615	4,115	34	2,466	236	4,229	31	3,934	2,505	-	1,429	127	4,949	U-10 TOTAL
11	2,981	2,967	-	14	271	3,073	13	1,716	1,701	-	15	132	3,174	U-10B (PAF)
-	-	-	-	-	-	-	-	-	-	-	-	-	-	U-10D (LOO)
17	3,634	1,148	34	2,452	214	1,156	18	2,218	804	-	1,414	123	1,775	U-10D (PAF)
3	194	-	21	173	65	66	-	-	-	-	-	-	-	U-16 TOTAL
3	194	-	21	173	65	66	-	-	-	-	-	-	-	HU-16B (MTO)
-	-	-	-	-	-	-	-	-	-	-	-	-	-	HU-16B (PAF)

DOWNGRADED TO:
UNCLASSIFIED AFTER 1 YEAR

~~SECRET~~



PART III**AIRCRAFT ACCIDENTS****INTRODUCTION**

The contents of this section present statistics of aircraft accidents which occurred in the United States Air Force, the Air National Guard, and the Air Force Reserve, during FY 1968.

All rates are expressed in number of accidents per 100,000 flying hours.

Final changes to aircraft accident statistics extend over a period of several months; data presented herein are as of 1 September 1968.

DEFINITIONS

FATAL ACCIDENT - An accident in which one or more persons sustains fatal injury.

FLIGHT ACCIDENT - A mishap which results in damage to, or destruction of one or more USAF aircraft when intent for flight exists. Intent for flight is considered to exist when the engine is started for the purpose of commencing flight; it continues until the aircraft comes to rest with the engine(s), propeller(s) or rotor(s) stopped and the brakes set or wheel chocks in place.

MAJOR ACCIDENT - A major accident is one in which the aircraft is destroyed or is substantially damaged (See AFR 127-4).

MINOR ACCIDENT - A minor accident is one in which the aircraft receives minor damage as defined in AFR 127-4.

ALL OR TOTAL ACCIDENTS - Total of major and minor accidents.




TABLE 13 - USAF AIRCRAFT FLIGHT ACCIDENTS, FATALITIES, AND AIRCRAFT DESTROYED, BY COMMAND, WORLD-WIDE - FY 1968

COMMAND	FLYING HOURS	ACCIDENTS						FATALITIES		AIRCRAFT DESTROYED	
		Total		Major		Fatal		Number	Rate	Number	Rate
		Number	Rate	Number	Rate	Number	Rate				
<u>TOTAL</u>	<u>7,697,056</u>	<u>413</u>	<u>5.4</u>	<u>314</u>	<u>4.1</u>	<u>103</u>	<u>1.3</u>	<u>282</u>	<u>3.7</u>	<u>254</u>	<u>3.3</u>
AEROSPACE DEFENSE COMMAND	454,064	24	5.3	18	4.0	5	1.1	8	1.8	12	2.6
AIR FORCE COMMUNICATIONS SERVICE	11,099	-	-	-	-	-	-	-	-	-	-
AIR FORCE LOGISTICS COMMAND	59,710	6	10.0	2	3.3	-	-	-	-	-	-
AIR FORCE SYSTEMS COMMAND	125,957	15	11.9	9	7.1	3	2.4	4	3.2	7	5.6
AIR TRAINING COMMAND	1,068,043	19	1.8	17	1.6	10	.9	15	1.4	16	1.5
AIR UNIVERSITY	20,482	-	-	-	-	-	-	-	-	-	-
ALASKAN AIR COMMAND	34,979	6	17.2	5	14.3	-	-	-	-	3	8.6
CONTINENTAL AIR COMMAND	7,228	-	-	-	-	-	-	-	-	-	-
HEADQUARTERS COMMAND, USAF	82,124	2	2.4	1	1.2	1	1.2	1	1.2	1	1.2
MILITARY AIRLIFT COMMAND	1,292,585	7	.5	4	a/	-	-	-	-	2	a/
PACIFIC AIR FORCES	1,697,187	154	9.1	120	7.1	41	2.4	138	8.1	97	5.7
STRATEGIC AIR COMMAND	967,359	24	2.5	16	1.7	10	1.0	50	5.2	14	1.4
TACTICAL AIR COMMAND	895,659	97	10.8	74	8.3	25	2.8	50	5.6	63	7.0
US AIR FORCES IN EUROPE	310,465	13	4.2	13	4.2	3	1.0	3	1.0	13	4.2
US AIR FORCES SOUTHERN COMMAND	28,674	4	13.9	3	10.5	1	3.5	9	31.4	2	7.0
USAF SECURITY SERVICE	5,183	-	-	-	-	-	-	-	-	-	-
AIR NATIONAL GUARD	464,672	28	6.0	23	4.9	3	.6	3	.6	19	4.1
AIR FORCE RESERVE	163,750	3	1.8	1	.6	-	-	-	-	-	-
USAF-AT-LARGE b/	-	1	-	1*	-	-	-	-	-	1	-
BAILED AIRCRAFT	7,836	10	127.6	7	89.3	1	12.8	1	12.8	4	51.0

a/ Rate less than .5

b/ Accidents which for one of several reasons are not charged to a specific command, but are included in USAF totals.

Source: Records and Statistics Group, Directorate of Aerospace Safety, Deputy Inspector General for Inspection and Safety

TABLE 14 - USAF AIRCRAFT FLIGHT ACCIDENTS, FATALITIES, AND AIRCRAFT DESTROYED, BY MISSION, BY COMMAND, WORLD-WIDE - FY 1968

COMMAND AND MISSION	ACCIDENTS			FATALITIES		AIRCRAFT DESTROYED
	Total	Major	Fatal	Total	Pilot	
<u>FY 1968 - TOTAL</u>	<u>413</u>	<u>314</u>	<u>103</u>	<u>282</u>	<u>123</u>	<u>254</u>
OPERATIONAL TRAINING - TOTAL	191	141	47	110	64	114
STUDENT TRAINING - TOTAL	21	18	10	15	6	16
COMBAT - TOTAL	83	69	25	52	26	58
COMBAT CREW TRAINING - TOTAL	7	6	2	2	2	7
PROFICIENCY TRAINING - TOTAL	12	8	-	-	-	5
TEST - TOTAL	2	1	-	-	-	1
MAINTENANCE TEST - TOTAL	14	9	1	1	1	5
TEST SUPPORT - TOTAL	7	5	1	1	1	3
AIRCRAFT DELIVERY - TOTAL	4	2	1	1	1	2
PERSONNEL - TOTAL	5	5	-	-	-	3
SPECIAL - TOTAL	8	7	-	-	-	4
SUPPORT - TOTAL	19	15	5	9	3	12
ADMINISTRATIVE - TOTAL	12	9	3	15	9	8
LOGISTICS - TOTAL	9	7	2	24	3	7
MATERIEL AND SUPPLIES - TOTAL	18	11	6	52	7	8
NOT REPORTED - TOTAL	1	1	-	-	-	1
<u>AEROSPACE DEFENSE COMMAND - TOTAL</u>	<u>24</u>	<u>18</u>	<u>5</u>	<u>8</u>	<u>6</u>	<u>12</u>
Operational Training	17	12	3	6	4	9
Combat Crew Training	1	1	1	1	1	1
Maintenance Test	2	2	1	1	1	1
Special	1	1	-	-	-	-
Support	2	2	-	-	-	1
Logistics	1	-	-	-	-	-
<u>AIR FORCE LOGISTICS COMMAND - TOTAL</u>	<u>6</u>	<u>2</u>	<u>-</u>	<u>-</u>	<u>-</u>	<u>-</u>
Maintenance Test	5	2	-	-	-	-
Special	1	-	-	-	-	-
<u>AIR FORCE SYSTEMS COMMAND - TOTAL</u>	<u>15</u>	<u>9</u>	<u>3</u>	<u>4</u>	<u>4</u>	<u>7</u>
Operational Training	8	4	2	3	3	3
Proficiency Training	1	1	-	-	-	-
Maintenance Test	1	1	-	-	-	1
Test Support	3	2	1	1	1	2
Aircraft Delivery	1	1	-	-	-	1
Support	1	-	-	-	-	-
<u>AIR TRAINING COMMAND - TOTAL</u>	<u>19</u>	<u>17</u>	<u>10</u>	<u>15</u>	<u>6</u>	<u>16</u>
Operational Training	3	2	1	1	1	2
Student Training	15	14	9	14	5	13
Maintenance Test	1	1	-	-	-	1
<u>ALASKAN AIR COMMAND - TOTAL</u>	<u>6</u>	<u>5</u>	<u>-</u>	<u>-</u>	<u>-</u>	<u>3</u>
Operational Training	2	2	-	-	-	1
Support	2	2	-	-	-	1
Administrative	1	-	-	-	-	-
Logistics	1	1	-	-	-	1
<u>HEADQUARTERS COMMAND, USAF - TOTAL</u>	<u>2</u>	<u>1</u>	<u>1</u>	<u>1</u>	<u>-</u>	<u>1</u>
Proficiency Training	1	-	-	-	-	-
Administrative	1	1	1	1	-	1

**TOTAL 14 - USAF AIRCRAFT FLIGHT ACCIDENTS, FATALITIES, AND AIRCRAFT DESTROYED, BY MISSION,
BY COMMAND, WORLD-WIDE - FY 1968 (CONTINUED)**

COMMAND AND MISSION	ACCIDENTS			FATALITIES		AIRCRAFT DESTROYED
	Total	Major	Fatal	Total	Pilot	
MILITARY AIRLIFT COMMAND - TOTAL	<u>7</u>	<u>4</u>	-	-	-	<u>2</u>
Operational Training	5	2	-	-	-	1
Personnel	1	1	-	-	-	1
Support	1	1	-	-	-	-
PACIFIC AIR FORCES - TOTAL	<u>154</u>	<u>120</u>	<u>41</u>	<u>138</u>	<u>42</u>	<u>97</u>
Operational Training	34	25	5	7	5	17
Combat	80	66	24	47	24	56
Aircraft Delivery	1	-	-	-	-	-
Personnel	3	3	-	-	-	1
Special	1	1	-	-	-	1
Support	8	6	3	7	2	6
Administrative	5	4	1	1	1	4
Logistics	4	3	2	24	3	3
Material and Supplies	17	11	6	52	7	8
Not Reported	1	1	-	-	-	1
STRATEGIC AIR COMMAND - TOTAL	<u>24</u>	<u>16</u>	<u>10</u>	<u>50</u>	<u>20</u>	<u>14</u>
Operational Training	18	11	8	32	10	9
Combat	1	1	1	5	2	1
Special	1	1	-	-	-	1
Support	2	1	-	-	-	1
Administrative	1	1	1	13	8	1
Logistics	1	1	-	-	-	1
TACTICAL AIR COMMAND - TOTAL	<u>97</u>	<u>74</u>	<u>25</u>	<u>50</u>	<u>36</u>	<u>63</u>
Operational Training	72	55	24	49	35	48
Student Training	2	1	1	1	1	2
Combat	2	2	-	-	-	1
Combat Crew Training	5	4	-	-	-	5
Proficiency Training	4	4	-	-	-	3
Maintenance Test	3	2	-	-	-	1
Test Support	2	2	-	-	-	-
Aircraft Delivery	1	-	-	-	-	-
Special	2	2	-	-	-	1
Support	1	1	-	-	-	1
Administrative	2	1	-	-	-	1
Material and Supplies	1	-	-	-	-	-
US AIR FORCES IN EUROPE - TOTAL	<u>13</u>	<u>13</u>	<u>3</u>	<u>3</u>	<u>3</u>	<u>13</u>
Operational Training	9	9	1	1	1	9
Combat Crew Training	1	1	1	1	-	1
Personnel	1	1	-	-	-	1
Support	1	1	1	1	1	1
Logistics	1	1	-	-	-	1
US AIR FORCES SOUTHERN COMMAND - TOTAL	<u>4</u>	<u>3</u>	<u>1</u>	<u>9</u>	<u>3</u>	<u>2</u>
Operational Training	3	2	1	9	3	1
Logistics	1	1	-	-	-	1

**TOTAL 14 - USAF AIRCRAFT FLIGHT ACCIDENTS, FATALITIES, AND AIRCRAFT DESTROYED, BY MISSION,
BY COMMAND, WORLD-WIDE - FY 1968 (CONTINUED)**

COMMAND AND MISSION	ACCIDENTS			FATALITIES		AIRCRAFT DESTROYED
	Total	Major	Fatal	Total	Pilot	
<u>AIR NATIONAL GUARD - TOTAL</u>	<u>28</u>	<u>23</u>	<u>3</u>	<u>3</u>	<u>3</u>	<u>19</u>
Operational Training	17	15	2	2	2	13
Proficiency Training	6	3	-	-	-	2
Maintenance Test	1	1	-	-	-	1
Aircraft Delivery	1	1	1	1	1	1
Special	1	1	-	-	-	1
Administrative	2	2	-	-	-	1
<u>AIR FORCE RESERVE - TOTAL</u>	<u>3</u>	<u>1</u>	<u>-</u>	<u>-</u>	<u>-</u>	<u>-</u>
Operational Training	2	1	-	-	-	-
Maintenance Test	1	-	-	-	-	-
<u>USAF-AT-LARGE a/ - TOTAL</u>	<u>1</u>	<u>1</u>	<u>-</u>	<u>-</u>	<u>-</u>	<u>1</u>
Operational Training	1	1	-	-	-	1
<u>BAILED AIRCRAFT - TOTAL</u>	<u>10</u>	<u>7</u>	<u>1</u>	<u>1</u>	<u>-</u>	<u>4</u>
Student Training	4	3	-	-	-	1
Test	2	1	-	-	-	1
Test Support	2	1	-	-	-	1
Special	1	1	-	-	-	-
Support	1	1	1	1	-	1

a/ Accidents which for one of several reasons are not charged to a specific command, but are included in USAF totals.

Source: Records and Statistics Group, Directorate of Aerospace Safety, Deputy Inspector General for Inspection and Safety

TABLE 15 - USAF AIRCRAFT FLIGHT ACCIDENTS (MAJOR AND FATAL), FATALITIES, AND AIRCRAFT DESTROYED, BY MISSION AND DESIGN AIRCRAFT, WORLD-WIDE - FY 1968

MISSION AND DESIGN	FLYING HOURS	ACCIDENTS						FATALITIES		AIRCRAFT DESTROYED	
		TOTAL		MAJOR		FATAL		Number	Rate	Number	Rate
		Number	Rate	Number	Rate	Number	Rate				
TOTAL	<u>7,697,056</u>	<u>413</u>	<u>5.4</u>	<u>314</u>	<u>4.1</u>	<u>103</u>	<u>1.3</u>	<u>282</u>	<u>3.7</u>	<u>254</u>	<u>3.3</u>
ATTACK - TOTAL	<u>88,502</u>	<u>18</u>	<u>20.3</u>	<u>13</u>	<u>14.7</u>	<u>7</u>	<u>7.9</u>	<u>9</u>	<u>10.2</u>	<u>7</u>	<u>7.9</u>
A-1	52,207	11	21.1	9	17.2	5	9.6	6	11.5	5	9.6
A-7	59	-	-	-	-	-	-	-	-	-	-
A-26	13,246	5	37.7	2	15.1	-	-	-	-	-	-
A-37	22,990	2	8.7	2	8.7	2	8.7	3	13.0	2	8.7
BOMBER - TOTAL	<u>515,990</u>	<u>26</u>	<u>5.0</u>	<u>15</u>	<u>2.9</u>	<u>11</u>	<u>2.1</u>	<u>46</u>	<u>8.9</u>	<u>13</u>	<u>2.5</u>
Turbojet	<u>515,683</u>	<u>26</u>	<u>5.0</u>	<u>15</u>	<u>2.9</u>	<u>11</u>	<u>2.1</u>	<u>46</u>	<u>8.9</u>	<u>13</u>	<u>2.5</u>
B-45	51	-	-	-	-	-	-	-	-	-	-
B-47	16,692	-	-	-	-	-	-	-	-	-	-
B-52	365,248	12	3.3	8	2.2	6	1.6	30	8.2	7	1.9
B-57	75,858	5	6.6	2	2.6	1	1.3	2	2.6	1	1.3
B-58	25,677	3	11.7	2	7.8	2	7.8	6	23.4	2	7.8
B-66	32,157	6	18.7	3	9.3	2	6.2	8	24.9	3	9.3
Reciprocating	<u>307</u>	<u>-</u>	<u>-</u>	<u>-</u>	<u>-</u>	<u>-</u>	<u>-</u>	<u>-</u>	<u>-</u>	<u>-</u>	<u>-</u>
B-50	307	-	-	-	-	-	-	-	-	-	-
CARGO - TOTAL	<u>3,429,392</u>	<u>63</u>	<u>1.8</u>	<u>38</u>	<u>1.1</u>	<u>16</u>	<u>.5</u>	<u>111</u>	<u>3.2</u>	<u>29</u>	<u>.8</u>
Turbojet	<u>1,069,626</u>	<u>7</u>	<u>.7</u>	<u>3</u>	<u>a/</u>	<u>2</u>	<u>a/</u>	<u>14</u>	<u>1.3</u>	<u>2</u>	<u>a/</u>
C-6	719	-	-	-	-	-	-	-	-	-	-
C-135	458,688	6	1.3	3	.7	2	a/	14	3.1	2	a/
C-137	2,395	-	-	-	-	-	-	-	-	-	-
C-140	11,666	-	-	-	-	-	-	-	-	-	-
C-141	596,158	1	a/	-	-	-	-	-	-	-	-
Turboprop	<u>707,121</u>	<u>25</u>	<u>3.5</u>	<u>13</u>	<u>1.8</u>	<u>6</u>	<u>.8</u>	<u>38</u>	<u>5.4</u>	<u>9</u>	<u>1.3</u>
C-130	635,803	24	3.8	12	1.9	6	.9	38	6.0	8	1.3
C-133	71,307	-	-	-	-	-	-	-	-	-	-
C-142	11	1	b/	1	b/	-	-	-	-	1	b/
Reciprocating	<u>1,652,645</u>	<u>31</u>	<u>1.9</u>	<u>22</u>	<u>1.3</u>	<u>8</u>	<u>.5</u>	<u>59</u>	<u>3.6</u>	<u>18</u>	<u>1.1</u>
C-7	121,299	7	5.8	5	4.1	1	.8	26	21.4	3	2.5
C-46	2,305	1	43.4	1	43.4	1	43.4	9	390.5	1	43.4
C-47/C-117	298,168	9	3.0	7	2.3	1	.3	1	.3	5	1.7
C-54	85,766	2	2.3	2	2.3	1	1.2	1	1.2	1	1.2
C-97	124,922	-	-	-	-	-	-	-	-	-	-
C-118	78,319	-	-	-	-	-	-	-	-	-	-
C-119	81,495	1	1.2	-	-	-	-	-	-	-	-
C-121	121,077	-	-	-	-	-	-	-	-	-	-
C-123	121,309	10	8.2	7	5.8	4	3.3	22	18.1	8	6.6
C-124	355,109	1	a/	-	-	-	-	-	-	-	-
C-131/T-29	262,876	-	-	-	-	-	-	-	-	-	-
FIGHTER - TOTAL	<u>1,554,549</u>	<u>209</u>	<u>13.4</u>	<u>172</u>	<u>11.1</u>	<u>46</u>	<u>3.0</u>	<u>74</u>	<u>4.8</u>	<u>145</u>	<u>9.3</u>
F-4	552,195	71	12.9	57	10.3	16	2.9	30	5.4	50	9.1
F-5	6,826	-	-	-	-	-	-	-	-	-	-
F-84	72,598	8	11.0	7	9.6	1	1.4	1	1.4	5	6.9
F-86F	55	-	-	-	-	-	-	-	-	-	-
F-86H	9,012	2	22.2	2	22.2	-	-	-	-	2	22.2
F-89	10,343	-	-	-	-	-	-	-	-	-	-
F-100	333,888	36	10.8	33	9.9	13	3.9	21	6.3	30	9.0

TABLE 15 - USAF AIRCRAFT FLIGHT ACCIDENTS (MAJOR AND FATAL), FATALITIES, AND AIRCRAFT DESTROYED, BY MISSION AND DESIGN AIRCRAFT, WORLD-WIDE - FY 1968 (CONTINUED)

MISSION AND DESIGN	FLYING HOURS	ACCIDENTS						FATALITIES		AIRCRAFT DESTROYED	
		TOTAL		MAJOR		FATAL		Number	Rate	Number	Rate
		Number	Rate	Number	Rate	Number	Rate				
FIGHTER - TOTAL (Continued)											
F-101	121,204	14	11.6	10	8.3	3	2.5	8	6.6	6	5.0
F-102	187,860	14	7.5	13	6.9	-	-	-	-	9	4.8
F-104	36,126	9	24.9	6	16.6	1	2.8	1	2.8	5	13.8
F-105	155,841	39	25.0	33	21.2	10	6.4	11	7.1	30	19.3
F-106	60,858	8	13.1	6	9.9	2	3.3	2	3.3	4	6.6
F-111	7,743	8	103.3	5	64.6	-	-	-	-	4	51.7
TRAINER - TOTAL	1,394,474	36	2.6	31	2.2	13	.9	21	1.5	26	1.9
Turbojet	1,348,083	28	2.1	25	1.9	13	1.0	21	1.6	22	1.6
T-33	283,426	11	3.9	9	3.2	3	1.1	6	2.1	7	2.5
T-37	423,968	4	.9	4	.9	2	.5	3	.7	4	.9
T-38	485,172	13	2.7	12	2.5	8	1.6	12	2.5	11	2.3
T-39	155,517	-	-	-	-	-	-	-	-	-	-
Reciprocating	46,391	8	17.2	6	12.9	-	-	-	-	4	8.6
T-28	34,235	4	11.7	3	8.8	-	-	-	-	3	8.8
T-41	12,156	4	32.9	3	24.7	-	-	-	-	1	8.2
UTILITY - TOTAL	521,526	41	7.9	32	6.1	7	1.3	9	1.7	24	4.6
O-1	249,835	22	8.8	17	6.8	4	1.6	4	1.6	14	5.6
O-2	128,855	6	4.7	6	4.7	1	.8	2	1.6	6	4.7
U-1	877	-	-	-	-	-	-	-	-	-	-
U-3	84,361	2	2.4	-	-	-	-	-	-	-	-
U-4	1,312	-	-	-	-	-	-	-	-	-	-
U-6	5,869	1	17.0	1	17.0	1	17.0	2	34.1	1	17.0
U-10	32,208	9	27.9	7	21.7	1	3.1	1	3.1	3	9.3
U-16	18,209	1	5.5	1	5.5	-	-	-	-	-	-
HELICOPTER - TOTAL	189,928	19	10.0	12	6.3	3	1.6	12	6.3	2	4.7
Turborotor	169,911	12	7.1	7	4.1	1	.6	6	3.5	5	2.9
H-1	78,998	5	6.3	3	3.8	-	-	-	-	3	3.8
H-3	37,051	3	8.1	1	2.7	1	2.7	6	16.2	1	2.7
H-43	50,859	4	7.9	3	5.9	-	-	-	-	1	2.0
H-53	3,003	-	-	-	-	-	-	-	-	-	-
Reciprocating	20,017	7	35.0	5	25.0	2	10.0	6	30.0	4	20.0
H-13	542	-	-	-	-	-	-	-	-	-	-
H-19	8,430	2	23.7	2	23.7	2	23.7	6	71.2	2	23.7
H-21	11,045	5	45.3	3	27.2	-	-	-	-	2	18.1
OTHER - TOTAL	2,695	1	37.1	1	37.1	-	-	-	-	1	37.1

a/ Rate less than .5
b/ Rate not significant

Source: Records and Statistics Group, Directorate of Aerospace Safety, Deputy Inspector General for Inspection and Safety

TABLE 16 - MAJOR AIRCRAFT FLIGHT ACCIDENTS, BY MISSION AND DESIGN AIRCRAFT, BY CAUSE FACTOR, WORLD-WIDE - FY 1968

MISSION AND DESIGN	MAJOR ACCIDENT TOTAL	CAUSE FACTORS a/											
		Pilot Error		Supervisor Personnel		Maintenance Personnel		Material Failure		Other b/		Undetermined	
		Primary	All	Primary	All	Primary	All	Primary	All	Primary	All	Primary	All
TOTAL	314	136	246	19	79	12	44	95	218	22	220	30	49
ATTACK - TOTAL	13	6	13	2	6	1	2	3	10	-	2	1	2
A-1	9	5	10	2	6	-	-	2	6	-	-	-	-
A-26	2	-	1	-	-	1	1	1	2	-	-	-	-
A-37	2	1	2	-	-	-	1	-	2	-	2	1	2
BOMBER - TOTAL	15	8	17	-	5	-	1	3	12	2	22	2	3
Turbojet	15	8	17	-	5	-	1	3	12	2	22	2	3
B-52	8	3	7	-	3	-	-	1	5	3	11	2	3
B-57	2	2	5	-	1	-	1	-	-	-	1	-	-
B-58	2	2	2	-	1	-	-	-	1	-	6	-	-
B-66	3	1	3	-	-	-	-	2	6	-	4	-	-
CARGO - TOTAL	38	20	46	6	17	1	3	6	17	2	52	3	5
Turbojet	3	1	2	1	2	-	-	1	3	-	2	-	-
C-135	3	1	2	1	2	-	-	1	3	-	2	-	-
Turboprop	13	8	13	1	6	-	-	2	4	1	22	-	-
C-130	12	8	12	1	6	-	-	2	4	1	21	-	-
C-142	1	-	1	-	-	-	-	-	-	1	1	-	-
Reciprocating	22	11	31	4	9	1	3	3	10	-	28	3	5
C-7	5	2	8	1	2	-	2	2	4	-	6	2	3
C-46	1	-	-	-	-	1	3	-	-	-	-	-	-
C-47/C-117	7	6	16	1	4	-	-	-	2	-	11	-	-
C-54	2	-	1	-	-	-	-	2	2	-	-	-	-
C-123	7	3	6	2	3	-	-	1	2	-	11	1	2
FIGHTER - TOTAL	172	69	114	5	33	10	32	62	137	10	90	16	27
F-4	57	28	46	4	18	1	4	18	45	2	31	6	10
F-94	7	2	3	1	2	-	1	4	11	-	4	-	-
F-86H	2	1	1	-	1	-	-	1	2	-	1	-	-
F-100	33	13	21	-	4	4	8	9	21	4	23	3	5
F-101	10	3	6	-	-	-	3	4	9	2	10	1	2
F-102	13	4	6	-	1	1	8	6	9	2	3	2	3
F-104	6	3	4	-	2	-	-	3	5	-	1	-	-
F-105	33	16	25	-	4	1	2	11	22	2	13	3	5
F-106	6	-	-	-	-	2	4	3	5	-	3	1	2
F-111	5	1	2	-	1	1	2	3	8	-	1	-	-
TRAINER - TOTAL	31	11	23	3	7	-	3	8	14	4	17	2	8
Turbojet	25	10	22	3	7	-	-	5	10	2	13	5	8
T-33	9	3	8	3	7	-	-	3	5	1	6	2	3
T-37	4	3	5	1	2	-	-	-	1	-	-	-	-
T-38	12	4	9	2	4	-	-	2	4	1	7	3	5
Reciprocating	6	1	1	-	-	-	3	3	4	2	4	-	-
T-28	3	-	-	-	-	-	3	3	4	2	4	-	-
T-41	3	1	1	-	-	-	-	-	-	2	4	-	-

TABLE 16 - MAJOR AIRCRAFT FLIGHT ACCIDENTS, BY MISSION AND DESIGN AIRCRAFT, BY CAUSE FACTOR, WORLD-WIDE - FY 1968 (CONTINUED)

MISSION AND DESIGN	MAJOR ACCIDENT TOTAL	CAUSE FACTORS ^{a/}											
		Pilot Error		Supervisor Personnel		Maintenance Personnel		Material Failure		Other ^{b/}		Undetermined	
		Primary	All	Primary	All	Primary	All	Primary	All	Primary	All	Primary	All
<u>UTILITY - TOTAL</u>	32	17	25	3	10	-	1	9	16	3	27	-	-
O-1	17	10	14	1	4	-	-	4	6	2	16	-	-
O-2	6	2	5	2	3	-	-	2	4	-	1	-	-
U-6	1	1	1	-	1	-	-	-	-	-	-	-	-
U-10	7	4	5	-	1	-	-	2	5	1	10	-	-
U-16	1	-	-	-	1	-	1	1	1	-	-	-	-
<u>HELICOPTER - TOTAL</u>	12	5	7	-	1	-	2	3	11	1	8	3	4
<u>Turborotor</u>	7	2	3	-	1	-	2	3	8	1	6	1	1
H-1	3	-	-	-	-	-	1	3	5	-	4	-	-
H-3	1	-	-	-	-	-	-	-	-	-	-	1	1
H-43	3	2	3	-	1	-	1	-	3	1	2	-	-
<u>Reciprocating</u>	5	2	4	-	-	-	-	-	3	-	2	2	3
H-19	2	-	-	-	-	-	-	-	3	-	2	2	3
H-21	3	3	4	-	-	-	-	-	-	-	2	-	-
<u>OTHER - TOTAL</u>	1	-	1	-	-	-	-	1	1	-	2	-	-

^{a/} There is only one primary cause factor per accident. Since many accidents have multiple causes the total of "all" causes may exceed the total of major accidents.

^{b/} Includes other crew member errors, other personnel, miscellaneous unsafe conditions, weather, and airbase and airways.

Source: Records and Statistics Group, Directorate of Aerospace Safety, Deputy Inspector General for Inspection and Safety

TABLE 17 - MAJOR AIRCRAFT FLIGHT ACCIDENTS, BY MISSION AND DESIGN AIRCRAFT, BY PHASE OF OPERATION, WORLD-WIDE - FY 1968

MISSION AND DESIGN	MAJOR ACCIDENT	PHASE OF OPERATION					
		Taxiing	Take-Off	In Flight	Landing	Go Around	Miscellaneous
<u>TOTAL</u>	<u>314</u>	<u>4</u>	<u>52</u>	<u>158</u>	<u>85</u>	<u>15</u>	-
<u>ATTACK - TOTAL</u>	<u>13</u>	-	<u>1</u>	<u>5</u>	<u>5</u>	<u>2</u>	-
A-1	9	-	1	3	3	2	-
A-26	2	-	-	1	1	-	-
A-37	2	-	-	1	1	-	-
<u>BOMBER - TOTAL</u>	<u>15</u>	-	<u>3</u>	<u>6</u>	<u>5</u>	<u>1</u>	-
<u>Turbojet</u>	<u>15</u>	-	<u>3</u>	<u>6</u>	<u>5</u>	<u>1</u>	-
B-52	8	-	1	5	1	1	-
B-57	2	-	-	-	2	-	-
B-58	2	-	2	-	-	-	-
B-66	3	-	-	1	2	-	-
<u>CARGO - TOTAL</u>	<u>38</u>	-	<u>10</u>	<u>10</u>	<u>16</u>	<u>2</u>	-
<u>Turbojet</u>	<u>3</u>	-	<u>3</u>	-	-	-	-
C-135	3	-	3	-	-	-	-
<u>Turboprop</u>	<u>13</u>	-	<u>1</u>	<u>4</u>	<u>7</u>	<u>1</u>	-
C-130	12	-	1	3	7	1	-
C-142	1	-	-	1	-	-	-
<u>Reciprocating</u>	<u>22</u>	-	<u>6</u>	<u>6</u>	<u>2</u>	<u>1</u>	-
C-7	5	-	1	2	2	-	-
C-46	1	-	1	-	-	-	-
C-47/C-117	7	-	3	-	4	-	-
C-54	2	-	-	2	-	-	-
C-123	7	-	1	2	3	1	-
<u>FIGHTER - TOTAL</u>	<u>172</u>	<u>1</u>	<u>21</u>	<u>104</u>	<u>41</u>	<u>5</u>	-
F-4	57	-	10	35	11	1	-
F-84	7	-	-	4	3	-	-
F-86H	2	-	-	1	1	-	-
F-100	33	-	3	22	7	1	-
F-101	10	1	-	5	3	1	-
F-102	13	-	2	8	3	-	-
F-104	6	-	-	3	3	-	-
F-105	33	-	6	18	8	1	-
F-106	6	-	-	3	2	1	-
F-111	5	-	-	5	-	-	-

TABLE 17 - MAJOR AIRCRAFT FLIGHT ACCIDENTS, BY MISSION AND DESIGN AIRCRAFT, BY PHASE OF OPERATION, WORLD-WIDE - FY 1968 (CONTINUED)

MISSION AND DESIGN	MAJOR ACCIDENT	PHASE OF OPERATION					
		Taxiing	Take-Off	In Flight	Landing	Go Around	Miscellaneous
<u>TRAINER - TOTAL</u>	<u>31</u>	<u>2</u>	<u>3</u>	<u>18</u>	<u>6</u>	<u>2</u>	-
<u>Turbojet</u>	<u>25</u>	-	<u>3</u>	<u>15</u>	<u>6</u>	<u>1</u>	-
T-33	9	-	1	6	2	-	-
T-37	4	-	-	3	1	-	-
T-38	12	-	2	6	3	1	-
<u>Reciprocating</u>	<u>6</u>	<u>2</u>	-	<u>3</u>	-	<u>1</u>	-
T-28	3	-	-	3	-	-	-
T-41	3	2	-	-	-	1	-
<u>UTILITY - TOTAL</u>	<u>32</u>	-	<u>11</u>	<u>10</u>	<u>8</u>	<u>3</u>	-
O-1	17	-	8	4	2	3	-
O-2	6	-	1	3	2	-	-
U-6	1	-	-	1	-	-	-
U-10	7	-	2	1	4	-	-
U-16	1	-	-	1	-	-	-
<u>HELICOPTER - TOTAL</u>	<u>12</u>	<u>1</u>	<u>3</u>	<u>4</u>	<u>4</u>	-	-
<u>Turborotor</u>	<u>7</u>	<u>1</u>	<u>2</u>	<u>2</u>	<u>2</u>	-	-
H-1	3	-	1	1	1	-	-
H-3	1	-	-	1	-	-	-
H-43	3	1	1	-	1	-	-
<u>Reciprocating</u>	<u>5</u>	-	<u>1</u>	<u>2</u>	<u>2</u>	-	-
H-19	2	-	-	2	-	-	-
J-21	3	-	1	-	2	-	-
<u>OTHER - TOTAL</u>	<u>1</u>	-	-	<u>1</u>	-	-	-

Source: Records and Statistics Group, Directorate of Aerospace Safety, Deputy Inspector General for Inspection and Safety

TABLE 18 - PERSONNEL FATALITIES AND INJURIES IN AIRCRAFT ACCIDENTS, BY MISSION AND DESIGN AIRCRAFT, WORLD-WIDE - FY 1968

MISSION AND DESIGN	ALL PERSONNEL INJURIES				USAF RATED PERSONNEL INJURIES			
	Total	Fatal	Major	Minor	Total	Fatal	Major	Minor
<u>TOTAL</u>	<u>485</u>	<u>282</u>	<u>144</u>	<u>59</u>	<u>296</u>	<u>169</u>	<u>102</u>	<u>25</u>
<u>ATTACK - TOTAL</u>	<u>11</u>	<u>2</u>	<u>1</u>	<u>1</u>	<u>10</u>	<u>8</u>	<u>1</u>	<u>1</u>
A-1	8	6	1	1	7	5	1	1
A-37	3	3	-	-	3	3	-	-
<u>BOMBER - TOTAL</u>	<u>68</u>	<u>46</u>	<u>17</u>	<u>5</u>	<u>62</u>	<u>42</u>	<u>15</u>	<u>5</u>
<u>Turbojet</u>	<u>68</u>	<u>46</u>	<u>17</u>	<u>5</u>	<u>62</u>	<u>42</u>	<u>15</u>	<u>5</u>
B-52	47	30	12	5	41	26	10	5
B-57	3	2	1	-	3	2	1	-
B-58	6	6	-	-	6	6	-	-
B-66	12	8	4	-	12	8	4	-
<u>CARGO - TOTAL</u>	<u>150</u>	<u>111</u>	<u>30</u>	<u>2</u>	<u>62</u>	<u>41</u>	<u>20</u>	<u>1</u>
<u>Turbojet</u>	<u>18</u>	<u>14</u>	<u>4</u>	<u>-</u>	<u>14</u>	<u>10</u>	<u>4</u>	<u>-</u>
C-135	18	14	4	-	14	10	4	-
<u>Turboprop</u>	<u>53</u>	<u>38</u>	<u>10</u>	<u>2</u>	<u>2</u>	<u>2</u>	<u>3</u>	<u>1</u>
C-130	53	38	10	5	9	5	3	1
<u>Reciprocating</u>	<u>79</u>	<u>59</u>	<u>16</u>	<u>4</u>	<u>39</u>	<u>26</u>	<u>13</u>	<u>-</u>
C-7	26	26	-	-	4	4	-	-
C-46	9	9	-	-	9	9	-	-
C-47/C-117	4	1	2	1	2	1	1	-
C-54	4	1	3	-	4	1	3	-
C-123	36	22	11	3	20	11	9	-
<u>FIGHTER - TOTAL</u>	<u>177</u>	<u>74</u>	<u>68</u>	<u>35</u>	<u>121</u>	<u>54</u>	<u>52</u>	<u>15</u>
F-4	74	30	38	6	58	22	30	6
F-84	3	1	2	-	3	1	2	-
F-86	1	-	1	-	1	-	1	-
F-100	55	21	13	21	22	14	7	1
F-101	13	8	3	2	9	4	3	2
F-102	2	-	1	1	2	-	1	1
F-104	3	1	1	1	3	1	1	1
F-105	22	11	7	4	19	10	5	4
F-106	2	2	-	-	2	2	-	-
F-111	2	-	2	-	2	-	2	-

TABLE 18 - PERSONNEL FATALITIES AND INJURIES IN AIRCRAFT ACCIDENTS, BY MISSION AND DESIGN AIRCRAFT, WORLD-WIDE - FY 1968 (CONTINUED)

MISSION AND DESIGN	ALL PERSONNEL INJURIES				USAF RATED PERSONNEL INJURIES			
	Total	Fatal	Major	Minor	Total	Fatal	Major	Minor
<u>TRAINER - TOTAL</u>	<u>26</u>	<u>21</u>	<u>2</u>	<u>3</u>	<u>15</u>	<u>12</u>	<u>1</u>	<u>2</u>
<u>Turbojet</u>	<u>25</u>	<u>21</u>	<u>2</u>	<u>2</u>	<u>15</u>	<u>12</u>	<u>1</u>	<u>2</u>
T-33	8	6	1	1	8	6	1	1
T-37	4	3	-	1	2	1	-	1
T-38	13	12	1	-	5	5	-	-
<u>Reciprocating</u>	<u>1</u>	-	-	<u>1</u>	-	-	-	-
T-41	1	-	-	1	-	-	-	-
<u>UTILITY - TOTAL</u>	<u>18</u>	<u>2</u>	<u>2</u>	-	<u>16</u>	<u>2</u>	<u>7</u>	-
O-1	8	4	4	-	7	4	3	-
O-2	6	2	4	-	6	2	4	-
U-6	2	2	-	-	2	2	-	-
U-10	2	1	1	-	1	1	-	-
<u>HELICOPTER - TOTAL</u>	<u>34</u>	<u>12</u>	<u>16</u>	<u>6</u>	<u>9</u>	<u>3</u>	<u>5</u>	<u>1</u>
<u>Turborotor</u>	<u>19</u>	<u>6</u>	<u>12</u>	<u>1</u>	<u>6</u>	<u>2</u>	<u>4</u>	-
H-1	12	-	11	1	4	-	4	-
H-3	7	6	1	-	2	2	-	-
<u>Reciprocating</u>	<u>15</u>	<u>6</u>	<u>4</u>	<u>5</u>	<u>3</u>	<u>1</u>	<u>1</u>	<u>1</u>
H-19	8	6	-	2	1	1	-	-
H-21	7	-	4	3	2	-	1	1
<u>OTHER - TOTAL</u>	<u>1</u>	-	<u>1</u>	-	<u>1</u>	-	<u>1</u>	-

Source: Records and Statistics Group, Directorate of Aerospace Safety, Deputy Inspector General for Inspection and Safety

TABLE 19 SOUTHEAST ASIA AIRCRAFT FLIGHT ACCIDENTS - FY 1968 AND FY 1967

TYPE AND MODEL	MAJOR ACCIDENTS		MINOR ACCIDENTS		ALL ACCIDENTS		FATAL ACCIDENTS		ALL FATALITIES		PILOT FATALITIES		AIRCRAFT DESTROYED	
	1968	1967	1968	1967	1968	1967	1968	1967	1968	1967	1968	1967	1968	1967
AIRCRAFT - TOTAL . . .	<u>111</u>	<u>116</u>	<u>27</u>	<u>45</u>	<u>138</u>	<u>161</u>	<u>38</u>	<u>27</u>	<u>138</u>	<u>125</u>	<u>40</u>	<u>34</u>	<u>92</u>	<u>76</u>
ATTACK - TOTAL	5	4	4	-	2	4	4	1	4	2	3	1	4	3
A-1	4	2	2	-	6	2	3	-	3	-	2	-	3	2
A-26	-	2	2	-	2	2	-	1	-	2	-	1	-	1
A-37	1	-	-	-	1	-	1	-	1	-	1	-	1	-
BOMBER - TOTAL	5	2	-	6	5	8	4	-	19	-	5	-	6	-
B-52	2	-	-	-	2	-	2	-	11	-	3	-	3	-
B-57	-	-	-	4	-	4	-	-	-	-	-	-	-	-
B-66	3	2	-	2	3	4	2	-	8	-	2	-	3	-
CARGO - TOTAL	<u>23</u>	<u>23</u>	<u>10</u>	<u>10</u>	<u>33</u>	<u>33</u>	<u>8</u>	<u>7</u>	<u>77</u>	<u>92</u>	<u>2</u>	<u>12</u>	<u>17</u>	<u>13</u>
C-7	5	2	1	-	6	2	1	-	26	-	2	-	3	-
C-47	3	6	1	-	4	6	-	2	-	32	-	7	1	4
C-121	-	-	-	1	-	1	-	-	-	-	-	-	-	-
C-123	4	3	2	2	6	5	1	-	13	-	4	-	5	2
C-130	11	10	6	6	17	16	6	3	38	48	3	2	8	5
C-135	-	-	-	1	-	1	-	-	-	-	-	-	-	-
C-141	-	2	-	-	-	2	-	2	-	12	-	3	-	2
FIGHTER - TOTAL	<u>48</u>	<u>60</u>	<u>8</u>	<u>18</u>	<u>56</u>	<u>78</u>	<u>15</u>	<u>12</u>	<u>25</u>	<u>23</u>	<u>15</u>	<u>14</u>	<u>41</u>	<u>42</u>
F-4	17	27	3	5	20	32	4	7	4	18	4	10	12	20
F-5	-	2	-	1	-	3	-	1	-	1	-	1	-	2
F-100	7	4	2	9	9	13	3	1	8	1	3	1	5	2
F-101	2	7	-	-	2	7	1	-	5	-	-	-	1	3
F-102	-	6	-	2	-	8	-	-	-	-	-	-	-	3
F-104	-	4	-	-	-	4	-	1	-	1	-	-	-	4
F-105	21	10	3	1	24	11	7	2	8	2	8	2	22	8
F-111	1	-	-	-	1	-	-	-	-	-	-	-	1	-
TRAINER - TOTAL	<u>2</u>	<u>1</u>	-	-	<u>2</u>	<u>1</u>	-	<u>1</u>	-	<u>2</u>	-	<u>2</u>	<u>2</u>	<u>1</u>
T-28	2	1	-	-	2	1	-	1	-	2	-	2	2	1
UTILITY - TOTAL	<u>26</u>	<u>21</u>	<u>5</u>	<u>10</u>	<u>31</u>	<u>31</u>	<u>6</u>	<u>5</u>	<u>7</u>	<u>5</u>	<u>6</u>	<u>5</u>	<u>21</u>	<u>13</u>
O-1	15	15	5	9	20	24	4	4	4	4	4	4	14	10
O-2	4	-	-	-	4	-	1	-	2	-	1	-	4	-
U-3	-	-	-	1	-	1	-	-	-	-	-	-	-	-
U-6	-	2	-	-	-	2	-	-	-	-	-	-	-	1
U-10	7	4	-	-	7	4	1	1	1	1	1	1	3	2
HELICOPTER - TOTAL	<u>2</u>	<u>4</u>	-	<u>1</u>	<u>2</u>	<u>5</u>	<u>1</u>	<u>1</u>	<u>6</u>	<u>1</u>	<u>2</u>	-	<u>1</u>	<u>3</u>
H-1	-	1	-	-	-	1	-	-	-	-	-	-	-	1
H-3	1	3	-	1	1	4	1	1	6	1	2	-	1	2
H-43	1	-	-	-	1	-	-	-	-	-	-	-	-	-
OTHER - TOTAL	-	<u>1</u>	-	-	-	<u>1</u>	-	-	-	-	-	-	-	<u>1</u>

Source: Records and Statistics Group, Directorate of Aerospace Safety, Deputy Inspector General for Inspection and Safety

GROUND ACCIDENTS**INTRODUCTION**

The contents of this section are United States Air Force ground accident statistics. Accidents of the inactive Air Force Reserve and the Air National Guard are not included.

DEFINITIONS

ACCIDENT, GROUND - Any accident, which occurs on or off an Air Force installation, base, or site, which involves Air Force military personnel, Air Force civilian personnel on duty, or Air Force property. (See AFR 127-4)

ACCIDENT, PRIVATE MOTOR VEHICLE - A motor vehicle accident involving only non-Air Force motor vehicles, or, if both Air Force and non-Air Force vehicles were involved, the Air Force motor vehicle was not being operated at the time of the accident. Disabling injury to a USAF person is a requisite of this classification. (See AFR 127-4)

ACCIDENT, USAF (GOVERNMENT) MOTOR VEHICLES - An accident involving the operation of an Air Force motor vehicle which results in injury to USAF or non-USAF persons or damage to vehicles or property without regard to ownership. (See AFR 127-4)

INJURY, DISABLING - An injury which results in death, permanent total, permanent partial, or temporary total condition which, in the opinion of a medical authority, makes it impossible for the injured to return to duty at any time during the calendar day following the day of injury.

INJURY, NON-DISABLING - A non-disabling injury is an injury which, although requiring medical attention, would not keep the injured person from performing his assigned duties during the next calendar day or any subsequent day. This injury is generally known as a first-aid case.

RATES - All rates are expressed in number of injuries or accidents per 1,000,000 units of exposure. Units of exposure are mandays for military personnel, manhours for civilian personnel and miles for government motor vehicles.

TABLE 20 - MILITARY PERSONNEL DISABLING AND NON-DISABLING INJURY EXPERIENCE BY COMMAND, WORLD-WIDE - FY 1968

LOCATION	DISABLING INJURIES			MAN-DAYS LOST	MAN-DAYS OF EXPOSURE	DIS-ABLING INJURY RATE	NON-DISABLING INJURIES
	Total	Fatal	Non-Fatal				
<u>WORLD-WIDE - TOTAL</u>	<u>6,570</u>	<u>514</u>	<u>6,056</u>	<u>95,774</u>	<u>326,144,842</u>	<u>20.1</u>	<u>81,678</u>
Aeronautical Chart and Information Center	-	-	-	-	123,678	-	2
Aerospace Defense Command	605	51	554	8,221	28,576,279	21.2	6,081
Air Force Accounting and Finance Center	-	-	-	-	77,251	-	-
Air Force Communications Service	438	36	402	6,883	17,836,759	24.6	2,759
Air Force Logistics Command	169	11	158	1,799	5,697,261	29.7	2,089
Air Force Systems Command	239	19	220	3,278	10,985,277	21.8	2,410
Air Training Command	630	44	586	7,227	41,117,353	15.3	8,056
Air University	47	7	40	735	3,523,034	13.3	467
Alaskan Air Command	59	6	53	1,029	3,581,789	16.5	1,506
Continental Air Command	10	-	10	96	489,918	20.4	39
Headquarters Command, USAF	116	9	107	1,661	12,371,596	9.4	1,087
Military Airlift Command	674	46	628	9,882	31,359,291	21.5	6,680
Office of Aerospace Research	-	-	-	-	192,361	-	8
Pacific Air Forces	815	44	771	16,624	42,564,368	19.1	13,636
Strategic Air Command	1,233	105	1,128	17,519	61,115,735	20.2	19,677
Tactical Air Command	654	74	580	11,176	34,674,604	18.9	8,948
USAF Academy ^{a/}	58	2	56	727	756,415	76.7	193
US Air Forces in Europe	667	54	613	6,481	20,692,806	32.2	5,982
US Air Forces Southern Command	17	-	17	97	991,142	17.2	258
USAF Security Service	139	6	133	2,339	9,417,925	14.8	1,820

^{a/} Excludes Cadets

Source: Records and Statistics Group, Directorate of Aerospace Safety, Deputy Inspector General for Inspection and Safety

TABLE 21 - ON-DUTY MILITARY PERSONNEL DISABLING INJURY EXPERIENCE BY COMMAND,
WORLD-WIDE - FY 1968

LOCATION	DISABLING INJURIES			MAN-DAYS LOST	MAN-DAYS OF EXPOSURE	DISABLING INJURY RATE
	Total	Fatal	Non-Fatal			
<u>WORLD-WIDE - TOTAL</u>	<u>1,328</u>	<u>36</u>	<u>1,292</u>	<u>17,734</u>	<u>108,714,947</u>	<u>12.2</u>
Aeronautical Chart and Information Center	-	-	-	-	41,225	-
Aerospace Defense Command	75	-	75	853	9,525,427	7.9
Air Force Accounting and Finance Center . .	-	-	-	-	25,751	-
Air Force Communications Service	63	1	62	962	5,945,586	10.6
Air Force Logistics Command	40	2	38	332	1,899,087	21.1
Air Force Systems Command	27	1	26	283	3,661,759	7.4
Air Training Command	124	4	120	738	13,705,785	9.0
Air University	3	-	3	37	1,174,345	2.6
Alaskan Air Command	13	1	12	112	1,193,930	10.9
Continental Air Command	2	-	2	35	163,306	12.2
Headquarters Command, USAF	23	1	22	309	4,123,865	5.6
Military Airlift Command	140	2	138	1,915	10,453,098	13.4
Office of Aerospace Research	-	-	-	-	64,120	-
Pacific Air Forces	319	10	309	6,379	14,188,123	22.5
Strategic Air Command	197	5	192	2,530	20,371,911	9.7
Tactical Air Command	106	3	103	1,378	11,558,202	9.2
USAF Academy ^{a/}	41	1	40	479	252,138	162.6
US Air Forces in Europe	143	5	138	1,201	6,897,601	20.7
US Air Forces Southern Command	-	-	-	-	330,380	-
USAF Security Service	12	-	12	191	3,139,308	3.8

^{a/} Excludes Cadets

Source: Records and Statistics Group, Directorate of Aerospace Safety, Deputy Inspector General for Inspection and Safety

TABLE 22 - OFF-DUTY MILITARY PERSONNEL DISABLING INJURY EXPERIENCE BY COMMAND,
WORLD-WIDE - FY 1968

LOCATION	DISABLING INJURIES			MAN-DAYS LOST	MAN-DAYS OF EXPOSURE	DISABLING INJURY RATE
	Total	Fatal	Nonfatal			
<u>WORLD-WIDE - TOTAL</u>	<u>5,242</u>	<u>478</u>	<u>4,764</u>	<u>78,040</u>	<u>217,429,895</u>	<u>24.1</u>
Aeronautical Chart and Information Center.	-	-	-	-	82,453	-
Aerospace Defense Command.	530	51	479	7,368	19,050,852	27.8
Air Force Accounting and Finance Center. .	-	-	-	-	51,500	-
Air Force Communications Service	375	35	340	5,921	11,891,173	31.5
Air Force Logistics Command.	129	9	120	1,467	3,798,174	34.0
Air Force Systems Command	212	18	194	2,995	7,323,518	28.9
Air Training Command	506	40	466	6,489	27,411,568	18.5
Air University	44	7	37	698	2,348,689	18.7
Alaskan Air Command.	46	5	41	917	2,387,859	19.3
Continental Air Command.	8	-	8	61	326,612	24.5
Headquarters Command, USAF	93	8	85	1,352	8,247,731	11.3
Military Airlift Command	534	44	490	7,967	20,906,193	25.5
Office of Aerospace Research	-	-	-	-	128,241	-
Pacific Air Forces	496	34	462	10,245	28,376,245	17.5
Strategic Air Command.	1,036	100	936	14,989	40,743,824	25.4
Tactical Air Command	548	71	477	9,798	23,116,402	23.7
USAF Academy ^{a/}	17	1	16	248	504,277	33.7
US Air Forces in Europe.	524	49	475	5,280	13,795,205	38.0
US Air Forces Southern Command	17	-	17	97	660,762	25.7
USAF Security Service.	127	6	121	2,148	6,278,617	20.2

^{a/} Excludes Cadets

Source: Records and Statistics Group, Directorate of Aerospace Safety, Deputy Inspector General for Inspection and Safety

TABLE 23 - ON-DUTY CIVILIAN PERSONNEL DISABLING AND NON-DISABLING INJURY EXPERIENCE
BY COMMAND, WORLD-WIDE - FY 1968

LOCATION	DISABLING INJURIES			MAN-DAYS LOST	MAN-HOURS OF EXPOSURE	DISABLING INJURY RATE	NON-DISABLING INJURIES
	Total	Fatal	Non- Fatal				
<u>WORLD-WIDE - TOTAL</u>	<u>983</u>	<u>8</u>	<u>975</u>	<u>9,715</u>	<u>602,249,658</u>	<u>1.6</u>	<u>28,636</u>
Aeronautical Chart and Information Center	22	-	22	143	8,288,525	2.7	493
Aerospace Defense Command	47	-	47	505	28,046,600	1.7	524
Air Force Accounting and Finance Center	3	-	3	158	3,826,480	0.8	100
Air Force Communications Service	6	-	6	65	9,568,316	0.6	70
Air Force Logistics Command	441	2	439	4,404	264,450,736	1.7	19,087
Air Force Systems Command	118	1	117	945	67,033,835	1.8	2,274
Air Training Command	107	-	107	763	43,438,582	2.5	1,511
Air University	12	-	12	76	5,217,344	2.3	83
Alaskan Air Command	6	-	6	184	5,235,822	1.1	335
Continental Air Command	26	-	26	233	18,074,488	1.4	528
Headquarters Command, USAF	11	1	10	71	21,627,560	0.5	348
Military Airlift Command	48	-	48	470	33,205,214	1.4	967
Office of Aerospace Research	-	-	-	-	3,038,368	-	14
Pacific Air Forces	7	-	7	128	10,549,119	0.7	127
Strategic Air Command	41	-	41	765	45,462,789	0.9	1,135
Tactical Air Command	19	-	19	302	23,486,198	0.8	608
USAF Academy <u>a/</u>	64	4	60	466	3,820,324	16.8	306
US Air Forces in Europe	3	-	3	22	4,418,717	0.7	20
US Air Forces Southern Command	-	-	-	-	475,326	-	-
USAF Security Service	2	-	2	15	2,985,315	0.7	106

a/ Excludes Cadets

Source: Records and Statistics Group, Directorate of Aerospace Safety, Deputy Inspector General for
Inspection and Safety

TABLE 24 - USAF MOTOR VEHICLE GROUND ACCIDENT EXPERIENCE AND COST BY COMMAND, WORLD-WIDE - FY 1966

LOCATION	USAF MOTOR VEHICLES EXPERIENCE						COST CHARGE TO USAF MOTOR VEHICLE ACCIDENTS				
	Accidents	Miles Operated	Accident Rates	Vehicles Damaged	Days Out of Service	Average Days Out of Service Per Vehicle Damaged	Average Cost Per Accident	Total (Property and Disabling Injury)	USAF Motor Vehicle Damage	Other USAF Property Damage in Motor Vehicle Accidents	Disabling Injury (Military and On-Duty Civilians)
WORLD-WIDE - TOTAL	1,990	724,576,424	2.7	1,914	18,991	10	\$ 771	\$ 1,534,346	\$ 673,070	\$ 205,080	\$656,196
Aeronautical Chart and Information Center	6	302,124	19.9	5	10	2	185	1,110	970	140	-
Aerospace Defense Command	132	42,897,710	3.1	127	1,445	11	433	57,096	42,850	9,170	5,076
Air Force Accounting and Finance Center	-	750	-	-	-	-	-	-	-	-	-
Air Force Communications Service	93	17,516,662	5.3	84	1,297	15	590	54,870	31,030	6,540	17,300
Air Force Logistics Command	168	49,787,285	3.4	157	956	6	327	54,906	39,720	14,250	936
Air Force Systems Command	97	35,035,763	2.8	90	704	8	245	23,774	20,380	1,980	1,414
Air Training Command	141	54,375,023	2.6	139	883	6	621	87,504	45,980	1,540	39,984
Air University	3	2,183,042	1.4	3	24	8	217	650	650	-	-
Alaskan Air Command	25	8,097,908	3.1	27	320	12	2,147	53,670	17,350	570	35,750
Continental Air Command	16	5,146,177	3.1	16	87	5	201	3,220	3,000	220	-
Headquarters Command, USAF	90	19,497,811	4.6	92	902	10	410	36,860	25,650	9,810	1,400
Military Airlift Command	110	42,496,640	2.6	109	1,114	10	377	41,470	32,830	1,090	7,550
Office of Aerospace Research	-	179,164	-	-	-	-	-	-	-	-	-
Pacific Air Forces	439	152,928,579	2.9	420	4,473	11	1,636	718,220	161,340	121,530	435,350
Strategic Air Command	242	152,385,530	1.6	245	1,998	8	659	159,476	117,180	20,440	21,856
Tactical Air Command	130	52,056,543	2.5	114	868	8	369	47,950	31,560	7,940	8,450
USAF Academy ^{a/}	7	3,968,474	1.8	5	2	-	1,046	7,320	6,720	250	350
US Air Forces in Europe	255	74,777,121	3.4	248	3,511	14	683	174,230	85,400	8,630	80,200
US Air Forces Southern Command	12	2,972,092	4.0	11	12	1	183	2,200	1,900	-	300
USAF Security Service	24	7,972,036	3.0	22	385	18	409	9,820	8,560	980	280

a/ Excludes Cadets

Source: Records and Statistics Group, Directorate of Aerospace Safety, Deputy Inspector General for Inspection and Safety

TABLE 25 - GROUND ACCIDENT COST ANALYSES BY COMMAND, WORLD-WIDE - FY 1968

LOCATION	COST				
	Total	Military Injury	Civilian Injury	Property Damage	Per Capita
<u>WORLD-WIDE - TOTAL</u>	\$ <u>31,972,076</u>	\$ <u>28,078,192</u>	\$ <u>1,048,024</u>	\$ <u>2,845,860</u>	\$ <u>27.08</u>
Aeronautical Chart and Information Center	10,714	28	9,476	1,210	2.48
Aerospace Defense Command	2,880,860	2,727,184	16,426	137,250	31.47
Air Force Accounting and Finance Center	4,244	-	4,244	-	2.07
Air Force Communications Service.	1,923,376	1,880,776	2,150	40,450	36.05
Air Force Logistics Command	1,669,236	608,196	470,740	590,300	11.70
Air Force Systems Command	1,200,736	1,018,640	106,846	75,250	19.29
Air Training Command.	2,253,572	2,096,134	34,888	122,550	16.92
Air University.	373,468	370,288	2,530	650	30.78
Alaskan Air Command	374,816	334,534	8,002	32,280	30.46
Continental Air Command	56,842	5,346	11,586	39,910	5.66
Headquarters Command, USAF.	513,918	413,268	64,150	36,500	11.62
Military Airlift Command.	3,198,678	3,007,620	21,998	169,060	31.45
Office of Aerospace Research.	308	112	196	-	0.16
Pacific Air Forces.	3,455,646	3,038,104	4,082	413,460	28.47
Strategic Air Command	5,635,208	5,294,148	29,660	311,400	29.84
Tactical Air Command	4,511,950	3,802,072	13,948	695,930	42.54
USAF Academy ^{a/}	361,674	109,052	244,672	7,950	92.55
US Air Forces in Europe	2,934,684	2,803,798	676	130,210	50.03
US Air Forces Southern Command.	91,992	60,462	-	31,530	31.33
USAF Security Service	520,154	508,430	1,754	9,970	19.14

^{a/} Excludes Cadets

Source: Records and Statistics Group, Directorate of Aerospace Safety, Deputy Inspector General for Inspection and Safety

TABLE 26 - MILITARY PERSONNEL DISABLING INJURY LOSSES AND COSTS RESULTING FROM
USAF MOTOR VEHICLE ACCIDENTS BY COMMAND, WORLD-WIDE - FY 1968

LOCATION	DISABLING INJURIES			MAN-DAYS LOST	INJURY COST
	Total	Fatal	Nonfatal		
<u>WORLD-WIDE - TOTAL</u>	<u>156</u>	<u>11</u>	<u>145</u>	<u>4,304</u>	\$ <u>652,200</u>
Aeronautical Chart and Information Center.	-	-	-	-	-
Aerospace Defense Command.	8	-	8	99	4,950
Air Force Accounting and Finance Center.	-	-	-	-	-
Air Force Communications Service	12	-	12	346	17,300
Air Force Logistics Command.	-	-	-	-	-
Air Force Systems Command.	3	-	3	20	1,000
Air Training Command	4	1	3	59	37,950
Air University	-	-	-	-	-
Alaskan Air Command.	2	1	1	15	35,750
Continental Air Command.	-	-	-	-	-
Headquarters Command, USAF	4	-	4	28	1,400
Military Airlift Command	6	-	6	151	7,550
Office of Aerospace Research	-	-	-	-	-
Pacific Air Forces	65	7	58	2,767	435,350
Strategic Air Command.	20	-	20	431	21,550
Tactical Air Command	12	-	12	169	8,450
USAF Academy <u>a/</u>	1	-	1	7	350
US Air Forces in Europe.	17	2	15	204	80,200
US Air Forces Southern Command	1	-	1	6	300
USAF Security Service.	1	-	1	2	100

a/ Excludes Cadets

Source: Records and Statistics Group, Directorate of Aerospace Safety, Deputy Inspector General for
Inspection and Safety

TABLE 27 - ON-DUTY CIVILIAN PERSONNEL DISABLING INJURY LOSSES AND COST RESULTING FROM USAF MOTOR VEHICLE ACCIDENTS BY COMMAND, WORLD-WIDE - FY 1968

LOCATION	DISABLING INJURIES			MAN-DAYS LOST	INJURY COST
	Total	Fatal	Nonfatal		
<u>WORLD-WIDE - TOTAL</u>	<u>18</u>	-	<u>18</u>	<u>222</u>	\$ <u>3,996</u>
Aeronautical Chart and Information Center.	-	-	-	-	-
Aerospace Defense Command.	1	-	1	7	126
Air Force Accounting and Finance Center.	-	-	-	-	-
Air Force Communications Service	-	-	-	-	-
Air Force Logistics Command	6	-	6	52	936
Air Force Systems Command	3	-	3	23	414
Air Training Command	5	-	5	113	2,034
Air University	-	-	-	-	-
Alaskan Air Command.	-	-	-	-	-
Continental Air Command.	-	-	-	-	-
Headquarters Command, USAF	-	-	-	-	-
Military Airlift Command	-	-	-	-	-
Office of Aerospace Research	-	-	-	-	-
Pacific Air Forces	-	-	-	-	-
Strategic Air Command.	2	-	2	17	306
Tactical Air Command	-	-	-	-	-
USAF Academy	-	-	-	-	-
US Air Forces in Europe.	-	-	-	-	-
US Air Forces Southern Command	-	-	-	-	-
USAF Security Service.	1	-	1	10	180

Source: Records and Statistics Group, Directorate of Aerospace Safety, Deputy Inspector General for Inspection and Safety

TABLE 28 - MILITARY PERSONNEL DISABLING INJURY LOSSES AND COST RESULTING FROM PRIVATE MOTOR VEHICLE ACCIDENTS BY COMMAND, WORLD-WIDE - FY 1968

LOCATION	DISABLING INJURIES			MAN-DAYS LOST	INJURY COST
	Total	Fatal	Nonfatal		
<u>WORLD-WIDE - TOTAL</u>	<u>2,679</u>	<u>376</u>	<u>2,303</u>	<u>50,164</u>	<u>\$ 17,654,200</u>
Aeronautical Chart and Information Center.	-	-	-	-	-
Aerospace Defense Command.	332	39	293	5,240	1,917,000
Air Force Accounting and Finance Center.	-	-	-	-	-
Air Force Communications Service	175	30	145	4,035	1,385,750
Air Force Logistics Command.	62	7	55	994	294,700
Air Force Systems Command.	116	16	100	1,985	763,250
Air Training Command	234	30	204	3,816	1,322,800
Air University	19	5	14	538	201,900
Alaskan Air Command.	17	3	14	541	132,050
Continental Air Command.	3	-	3	8	400
Headquarters Command, USAF	50	7	43	932	291,600
Military Airlift Command	289	30	259	5,286	1,730,300
Office of Aerospace Research	-	-	-	-	-
Pacific Air Forces	196	25	171	4,698	1,243,900
Strategic Air Command.	550	81	469	10,228	3,606,400
Tactical Air Command	344	53	291	7,295	2,487,750
USAF Academy ^{a/}	11	1	10	282	49,100
US Air Forces in Europe.	216	43	173	3,103	1,906,150
US Air Forces Southern Command	3	-	3	17	850
USAF Security Service	62	6	56	1,166	320,300

^{a/} Excludes Cadets

Source: Records and Statistics Group, Directorate of Aerospace Safety, Deputy Inspector General for Inspection and Safety

TABLE 29 - MILITARY PERSONNEL DISABLING INJURY LOSSES AND COSTS RESULTING FROM ALL OTHER (NON-VEHICULAR) ACCIDENTS BY COMMAND, WORLD-WIDE - FY 1968

LOCATION	DISABLING INJURIES			MAN-DAYS LOST	INJURY COST
	Total	Fatal	Nonfatal		
<u>WORLD-WIDE - TOTAL</u>	<u>3,735</u>	<u>127</u>	<u>3,608</u>	<u>41,306</u>	<u>\$ 8,627,300</u>
Aeronautical Chart and Information Center.	-	-	-	-	-
Aerospace Defense Command.	265	12	253	2,882	720,100
Air Force Accounting and Finance Center.	-	-	-	-	-
Air Force Communications Service	251	6	245	2,502	439,100
Air Force Logistics Command	107	4	103	805	284,250
Air Force Systems Command.	120	3	117	1,273	220,650
Air Training Command	392	13	379	3,352	622,600
Air University	28	2	26	197	161,850
Alaskan Air Command.	40	2	38	473	145,650
Continental Air Command.	7	-	7	88	4,400
Headquarters Command, USAF	62	2	60	701	105,050
Military Airlift Command	379	16	363	4,445	1,176,250
Office of Aerospace Research	-	-	-	-	-
Pacific Air Forces	554	12	542	9,159	1,167,950
Strategic Air Command.	663	24	639	6,860	1,391,000
Tactical Air Command	298	21	277	3,712	1,180,600
USAF Academy ^{a/}	46	1	45	438	56,900
US Air Forces in Europe.	434	9	425	3,174	733,700
US Air Forces Southern Command	13	-	13	74	55,700
USAF Security Service.	76	-	76	1,171	162,550

^{a/} Excludes Cadets

Source: Records and Statistics Group, Directorate of Aerospace Safety, Deputy Inspector General for Inspection and Safety

TABLE 30 - ON-DUTY CIVILIAN PERSONNEL DISABLING INJURY LOSSES AND COSTS RESULTING FROM ALL OTHER (NON-VEHICULAR) ACCIDENTS BY COMMAND, WORLD-WIDE - FY 1968

LOCATION	DISABLING INJURIES			MAN-DAYS LOST	INJURY COST
	Total	Fatal	Nonfatal		
<u>WORLD-WIDE - TOTAL</u>	<u>934</u>	<u>7</u>	<u>927</u>	<u>9,073</u>	\$ <u>577,564</u>
Aeronautical Chart and Information Center.	22	-	22	143	2,574
Aerospace Defense Command.	45	-	45	493	8,874
Air Force Accounting and Finance Center.	2	-	2	155	2,790
Air Force Communications Service	6	-	6	65	1,170
Air Force Logistics Command.	416	2	414	4,214	200,102
Air Force Systems Command.	108	-	108	859	15,462
Air Training Command	102	-	102	650	11,700
Air University	12	-	12	76	1,368
Alaskan Air Command.	6	-	6	184	3,312
Continental Air Command.	26	-	26	233	4,194
Headquarters Command, USAF	11	1	10	71	59,278
Military Airlift Command	48	-	48	470	8,460
Office of Aerospace Research	-	-	-	-	-
Pacific Air Forces	7	-	7	128	2,304
Strategic Air Command.	37	-	37	567	10,206
Tactical Air Command	18	-	18	272	4,896
USAF Academy	64	4	60	466	240,388
US Air Forces in Europe.	3	-	3	22	396
US Air Forces Southern Command	-	-	-	-	-
USAF Security Service	1	-	1	5	90

Source: Records and Statistics Group, Directorate of Aerospace Safety, Deputy Inspector General for Inspection and Safety

MATERIEL

PART IV

AIRCRAFT AND MISSILES

INTRODUCTION

Information included in this section provides data pertaining to procurement, production, inventory status, deployment, and disposition of USAF aircraft during Fiscal Year 1968. It also includes data on procurement, production, and inventory status of missiles.

The aircraft tables reflect funding by fiscal year, acceptance, inventories by functional distribution, active and inactive, age (in months) distribution, and disposition of aircraft. The missile tables reflect funding by fiscal year, acceptance, functional distribution, active and inactive, age (in months) distribution, and disposition of missiles.

Production data for aircraft and missiles are obtained under the provisions of AF Regulation 84-8, dated 7 July 1964. Additional data may be obtained in the USAF Production Digest SS-N-47 published monthly. Inventory and status data for aircraft and missiles are obtained under the provisions of AF Manual 65-110, dated 17 February 1967. The mission classification (Fighter, Bomber, Tanker, etc.) is generally based upon the mission designator or the prefix preceding the basic mission designator of each aircraft or missile model. A prefix is assigned an aircraft or missile model when the aircraft or missile is modified to perform a function (indicated by prefix) other than its basic designated purpose. Additional statistical data may be obtained in the USAF Aircraft-Missile Digest, SS-A1, published monthly.

DEFINITIONS

MISSION/DESIGN/SERIES - Air Force Regulations 66-11 dated, 18 September 1962, Designating, Redesignating, and Naming Military Aircraft, and 66-11A dated 5 August 1964 and 66-20, Designating, Redesignating, and Naming Military Rockets and Guided Missiles dated 3 April 1965, and 66-20A dated 30 January 1964, establish a uniform system for designating, redesignating, and naming military aircraft and missiles. The phrase Type/Model/Series (T/M/S) has been replaced by Mission/Design/Series (M/D/S) for aircraft and Type/Design/Series (T/D/S) for missiles. For the purpose of this USAF Statistical Digest, Mission/Design/Series will be used for both aircraft and missiles.

ACCEPTANCE - Aircraft, missile, or drone which has been shop-assembled and fully inspected by constituted USAF or Navy production authorities and for which the title, responsibility, and accountability has been assumed by the contracting agency of the recipient.

AIRCRAFT - A heavier-than-air vehicle, designed primarily for flight in the atmosphere, which has incorporated in its prime design the ability and/or requirement for human occupancy.

DRONE - Any aircraft or missile modified or produced to perform the mission of a target for weapon evaluation or crew training and has incorporated into its prime design the ability to be flown by remote control.

GUIDED MISSILE - Unmanned, self-propelled vehicle designed to move in a trajectory or flight path all or partially above the earth's surface and whose trajectory or course, while the vehicle is in motion, is capable of being controlled remotely or by homing systems, or by inertial and/or programmed guidance from within. This term does not include space vehicles, space boosters, or Naval torpedoes, but it does include target and reconnaissance drones.

OPERATING ACTIVE - Aircraft, missiles, and drones currently and actively engaged in or supporting flying missions (AFM 65-110).

NON-OPERATING ACTIVE - Aircraft, missiles, and drones in preparation or awaiting preparation for possession by units or test activities through any of the logistical processes or supply, maintenance, and modification.

INACTIVE - Aircraft, missiles, or drones on loan and bailment (except bailed for test, maintenance, and modification); aircraft, missiles, or drones for which there is no longer a requirement in the active inventory, including those that have been accumulated in excess of possible future needs; and aircraft, missiles, or drones in the process of being dropped from the total inventory and salvage.

TABLE 31 - USAF AIRCRAFT ACCEPTANCES OF MODELS IN PRODUCTION, BY MANUFACTURER, BY RECIPIENT, BY MONTH - FY 1968

(Excludes experimental, remanufactured, and used aircraft).

MISSION DESIGN NUMBER AND SERIES	MANUFACTURER	ACCEPTED PRIOR TO 1 JUL 1967	ACCEPTANCES FOR FY 1968												TOTAL ACCEPTED TO DATE	
			Total	Jul (1967)	Aug	Sep	Oct	Nov	Dec	Jan (1968)	Feb	Mar	Apr	May		Jun
GRAND TOTAL . . .			<u>1,206</u>	<u>138</u>	<u>123</u>	<u>106</u>	<u>122</u>	<u>119</u>	<u>112</u>	<u>88</u>	<u>81</u>	<u>62</u>	<u>76</u>	<u>96</u>	<u>83</u>	
			USAF FOR USAF													
TOTAL			<u>984</u>	<u>113</u>	<u>114</u>	<u>93</u>	<u>92</u>	<u>99</u>	<u>98</u>	<u>77</u>	<u>68</u>	<u>43</u>	<u>61</u>	<u>65</u>	<u>61</u>	
FIGHTER - TOTAL			<u>500</u>	<u>54</u>	<u>63</u>	<u>51</u>	<u>50</u>	<u>54</u>	<u>45</u>	<u>34</u>	<u>28</u>	<u>19</u>	<u>38</u>	<u>31</u>	<u>33</u>	
RF-4C	McDonnell-Douglas	294	68	8	8	6	7	8	8	3	4	2	5	5	4	362
F-4D	McDonnell-Douglas	587	206	43	44	34	28	21	16	13	7	(Complete)				793
F-4E	McDonnell-Douglas	1	145	-	-	4	7	11	13	13	13	13	23	24	24	146
F-5A	Northrop	-	34	-	7	7	7	7	5	-	-	-	-	-	1	34
F-5B	Northrop	-	4	-	-	-	-	1	1	1	1	(Complete)				4
A-7D	Ling-Temco-Vought	-	2	-	-	-	-	-	-	-	-	-	2	-	-	2
A-37B	Cessna	-	1	-	1	-	-	-	-	-	-	-	-	-	-	1
A-37B (Vietnam)	Cessna	-	4	-	-	-	-	-	-	-	-	-	-	1	3	4
F-111A	General Dynamics	22	36	3	3	-	1	6	2	4	3	4	8	1	1	58
CARGO/TRANSPORT - TOTAL			<u>59</u>	<u>9</u>	<u>9</u>	<u>10</u>	<u>10</u>	<u>9</u>	<u>9</u>	<u>2</u>	<u>1</u>					
C-141A	Lockheed	228	56	8	9	9	9	9	9	2	1	(Complete)				284
RC-135C	Boeing	7	3	1	-	1	1	(Complete)								10
BOMBER - TOTAL			<u>1</u>	<u>1</u>	<u>-</u>	<u>-</u>	<u>-</u>	<u>-</u>	<u>-</u>	<u>-</u>	<u>-</u>	<u>-</u>	<u>-</u>	<u>-</u>	<u>-</u>	
FB-111A	General Dynamics	-	1	1	-	-	-	-	-	-	-	-	-	-	-	1
TRAINER - TOTAL			<u>172</u>	<u>12</u>	<u>7</u>	<u>7</u>	<u>7</u>	<u>20</u>	<u>20</u>	<u>21</u>	<u>25</u>	<u>13</u>	<u>14</u>	<u>14</u>	<u>12</u>	
T-37B/C	Cessna	327	39	-	-	-	-	-	-	6	7	7	7	7	5	366
T-38A	Northrop	799	76	-	7	7	7	7	7	7	7	6	7	7	7	875
T-41A	Cessna	192	12	12	(Complete)											204
T-41C	Cessna	-	45	-	-	-	-	13	13	8	11	(Complete)				45

DOWNGRADED AT 5 YEAR INTERVALS;
DECLASSIFIED AFTER 12 YEARS.
DDI FORM 1300-10

791

TABLE 31 - USAF AIRCRAFT ACCEPTANCES OF MODELS IN PRODUCTION, BY MANUFACTURER, BY RECIPIENT, BY MONTH - FY 1968 (CONTINUED)

MISSION DESIGN NUMBER AND SERIES	MANUFACTURER	ACCEPTED PRIOR TO 1 JUL. (1967)	ACCEPTANCES FOR FY 1968													TOTAL ACCEPTED TO DATE
			Total	Jul (1967)	Aug	Sep	Oct	Nov	Dec	Jan (1968)	Feb	Mar	Apr	May	Jun	
			USAF FOR USAF (Continued)													
<u>MISCELLANEOUS - TOTAL</u>			<u>252</u>	<u>37</u>	<u>35</u>	<u>25</u>	<u>25</u>	<u>16</u>	<u>24</u>	<u>20</u>	<u>14</u>	<u>11</u>	<u>9</u>	<u>20</u>	<u>16</u>	
O-2A	Cessna	37	155	24	24	19	19	12	22	18	11	6	-	-	-	192
UH-1F	Bell	141	5	5	(Complete)	-	-	-	-	-	-	-	-	-	-	146
U-10A/B/D	Helico	80	16	3	6	3	3	1	(Complete)	-	-	-	-	-	-	96
U-17A/B (Vietnam)	Cessna	12	-	-	-	-	-	-	-	-	-	-	-	-	-	12
UH-1H (VNAF)	Bell	-	9	-	-	-	-	-	-	-	-	-	2	6	1	9
HH-3E	Sikorsky	6	14	-	-	-	-	-	2	2	2	2	2	2	2	20
CH-3C/E	Sikorsky	81	12	3	3	2	2	2	-	-	-	-	-	-	-	93
HH-53B	Sikorsky	4	4	2	2	(Complete)	-	-	-	-	-	-	-	-	-	8
HH-53C	Sikorsky	-	1	-	-	-	-	-	-	-	-	-	-	-	1	1
OV-10A	North American	-	36	-	-	1	1	1	-	-	1	3	5	12	12	36
			USAF FOR MILITARY ASSISTANCE PROGRAM (MAP)													
<u>TOTAL</u>			<u>215</u>	<u>23</u>	<u>9</u>	<u>13</u>	<u>30</u>	<u>20</u>	<u>14</u>	<u>11</u>	<u>13</u>	<u>17</u>	<u>14</u>	<u>30</u>	<u>21</u>	
F-5A	Northrop	334	71	11	4	2	2	2	4	9	9	8	9	6	5	405
RF-5A	Northrop	-	1	-	-	-	-	-	-	-	-	-	-	-	1	1
F-5B	Northrop	49	9	2	1	1	1	-	-	-	-	1	1	1	1	58
F-5A (FMS) Libya	Northrop	-	3	-	-	-	-	-	-	-	-	-	-	3	-	3
F-5B (FMS) Libya	Northrop	-	2	-	-	-	-	-	-	-	-	-	-	1	(Comp)2	2
F-5A (FMS) Norway	Northrop	1	3	-	-	-	-	-	-	-	-	-	-	1	2	4
F-5B (FMS) Norway	Northrop	2	1	-	-	-	-	-	-	-	-	-	-	-	1	3
T-37B/C	Cessna	156	5	-	-	1	4	(Complete)	-	-	-	-	-	-	-	161
T-37 (FMS) Germany	Cessna	38	9	3	-	1	-	-	5	(Complete)	-	-	-	-	-	47
T-37 (FMS) Peru	Cessna	-	6	-	-	-	-	6	5	(Complete)	-	-	-	-	-	6
T-38A (FMS) Germany	Northrop	41	5	5	(Complete)	-	-	-	-	-	-	-	-	-	-	46
T-41D	Cessna	-	24	-	-	-	-	-	-	-	-	-	1	13	10	24
C-130K (FMS) UK	Lockheed	23	43	2	4	4	4	6	5	2	4	5	3	4	(Comp)4	66
UH-1H	Bell	-	6	-	-	-	6	(Complete)	-	-	-	-	-	-	-	-
U-17A/B	Cessna	214	24	-	4	-	11	6	-	-	-	3	-	-	-	238
C-130E (FMS) Iran	Lockheed	8	1	-	-	-	-	-	-	-	-	-	-	1	-	9
Model 310	N/A	-	2	-	-	-	2	-	-	-	-	-	-	-	-	2

DOWNGRADED AT 5 YEAR INTERVALS;
DECLASSIFIED AFTER 12 YEARS.
DOD DIR. 5200.10

TABLE 31 - USAF AIRCRAFT ACCEPTANCES OF MODELS IN PRODUCTION, BY MANUFACTURER, BY RECIPIENT, BY MONTH - FY 1968 (CONTINUED)

MISSION DESIGN NUMBER AND SERIES	MANUFACTURER	ACCEPTED PRIOR TO 1 JUL 1967	ACCEPTANCES FOR FY 1968												TOTAL ACCEPTED TO DATE		
			Total	Jul (1967)	Aug	Sep	Oct	Nov	Dec	Jan (1968)	Feb	Mar	Apr	May		Jun	
			USAF FOR OTHER SERVICES														
<u>TOTAL - COAST GUARD</u>			3	-	-	-	-	-	-	-	-	-	1	1	1		
HC-130H	Lockheed	-	3	-	-	-	-	-	-	-	-	-	1	1	1 (Complete)		3
<u>TOTAL - NASA</u>			3	2	-	-	-	-	-	-	-	-	1	-	-	-	
T-38	Northrop	24	3	2	-	-	-	-	-	-	-	-	1	-	-	-	27
<u>TOTAL - NAVY</u>			1	-	-	-	-	-	-	-	-	-	-	-	-	1	
F-111B	General Dynamics	5	1	-	-	-	-	-	-	-	-	-	-	-	-	1	6

Source: Data Applications Division, Data Services Center, Comptroller of the Air Force.

DOWNGRADED AT 3 YEAR INTERVALS;
 DECLASSIFIED AFTER 12 YEARS.
 DOD DIR. 5200.10

TABLE 32 - USAF GUIDED MISSILE, AIR TO AIR MISSILE, AND TARGET DRONE ACCEPTANCES BY MANUFACTURER, BY MONTH - FY 1968

DESIGNATION	POPULAR NAME	MANUFACTURER	ACCEPTED PRIOR TO 1 JUL 67	ACCEPTANCES FOR FY 1968												TOTAL ACCEPTED TO DATE	
				Total	Jul (1967)	Aug	Sep	Oct	Nov	Dec	Jan (1968)	Feb	Mar	Apr	May		Jun
<u>GUIDED MISSILE - TOTAL</u> . . .				5,816	425	412	370	504	833	575	921	414	379	459	360	164	
<u>STRATEGIC MISSILE - TOTAL</u> . . .				108	15	12	7	2	7	7	11	8	2	10	4	2	
LGM-30F	Minuteman	Boeing	367	108	15	12	7	9	7	7	11	8	9	10	4	9	475
<u>TACTICAL MISSILE - TOTAL</u>				5,708	410	400	363	495	826	568	910	406	370	449	356	155	
AGM-12C	Bullpup B	Maxson	6,818	3,172	339	203	326	375	809	412	708 ^{a/}	(Complete)					9,99
AGM-12C/BLU 26 b/	--	Martin	-	200	-	-	-	-	-	-	-	29	61	60	50	20	
AGM-45A	Shrike	Texas Instr	1,942	2,210	71	197	35	117	-	150	187	387	325	373	283	85	4,15
AGM-78A	--	General Dynamics	-	126	-	-	2	3	17	6	15	19	16	15	13	20	12
<u>AIR TO AIR MISSILE - TOTAL</u>				738	-	-	-	-	-	-	195	140	-	213	171	19	
AIM-7E	Sparrow III	Raytheon	4,000 ^{c/}	738	-	-	-	-	-	-	195	140	-	213	171	19	4,7
<u>PILOT TRAINING MISSILE - TOTAL</u>				166	-	2	5	-	-	-	6	16	49	28	60		
AIM-4D	--	Hughes	3	166	-	2	5	-	-	-	6	16	49	28	60 (Comp)		169
<u>TARGET DRONE - TOTAL</u>				529	42	44	49	53	46	46	45	45	44	40	31	44	
BQM-34A (USAF)	Firebee	Ryan	685	183	17	17	16	19	19	19	18	18	17	13	5	5	868
BQM-34A (NAVY)	Firebee	Ryan	959	216	15	17	17	17	17	17	17	17	17	17	17	31	1,175
MQM-34D (ARMY)	Firebee	Ryan	121	120	10	10	10	13	10	10	10	10	10	10	9	8	241
AQM-37A (USAF)	Firebee	Ryan	-	10	-	-	6	4	(Complete)								10

a/ A total of 500 are minus warheads.

b/ These are warheads only - will be mated with 500 AGM-12C motors and G and C Sections to make up complete missiles.

c/ Revised to include 1,000 sparrow accepted prior to Fiscal Year 1967.

Source: Data Applications Division, Data Services Center, Comptroller of the Air Force

DOWNGRADED AT 5 YEAR INTERVALS;
DECLASSIFIED AFTER 12 YEARS.
DOD DIR. 5800.10

CONFIDENTIAL

**TABLE 33 - USAF AIRCRAFT PROCUREMENT PROGRAMS BY FISCAL YEAR FUNDING -
FY 1966 AND PRIOR THROUGH FY 1968**

(Excludes experimental, used, and remanufactured aircraft)

MISSION, DESIGN, AND SERIES	FY 1966 AND PRIOR	FY 1967	FY 1968
TOTAL a/	<u>4,547</u>	<u>1,151</u>	<u>1,456</u>
Fighter - Total	<u>1,715</u>	<u>570</u>	<u>685</u>
RF-4C	339	42	64
F-4D	793	-	-
F-4D (FMS) Iran	-	-	16
F-4E	99	191	245
F-5A (MAP)	355	62	15
F-5A (FMS) Iran	-	-	24
F-5A (FMS) Libya	-	8	-
F-5A (MASF)	10	31	4
F-5A (FMS) Norway	1	12	-
RF-5A (MAP)	-	13	3
RF-5A (FMS) Norway	-	-	16
F-5B (FMS) Iran	-	-	5
F-5B (FMS) Libya	-	2	-
F-5B (MAP)	54	9	6
F-5B (FMS) Norway	2	4	-
F-7D	-	12	62
F-7B	-	1	107
F-7B (MASF)	-	56	14
F-111A b/	58	83	-
F-111B (Navy)	4	8	-
F-111C (FMS) Australia	-	24	-
F-111D	-	-	20
F-111E	-	10	84
F-111K (FMS) United Kingdom	-	2	-
Bomber - Total	-	<u>10</u>	<u>32</u>
FB-111A c/	-	10	39
Cargo/Transport - Total	<u>653</u>	<u>64</u>	<u>50</u>
C-5A d/	-	8	18
C-9A	-	4	4
C-10A	-	11	-
C-130E	321	-	18
C-130E (FMS) Iran	8	4	-
C-130E (FMS) New Zealand	3	-	2
HC-130H (Coast Guard)	-	3	-
C-130K (FMS) United Kingdom	66	-	-
RC-135C (SAC)	10	-	-
C-141A e/	245	34	-
C-141A (FMS) Canada	-	-	4
707-320C (MAP)	-	-	4
Trainer - Total	<u>1,605</u>	<u>180</u>	<u>306</u>
T-37B (FMS) Germany	47	-	-
T-37B/C (MAP)	161	-	-
T-37B/C	327	62	104
T-37C (FMS) Peru	6	-	-
T-37C (FMS) Pakistan	-	6	-
T-38A	848	78	123
T-38A (FMS) Germany	46	-	-

CONFIDENTIAL

DOWNGRADED AT 3 YEAR INTERVALS;
DECLASSIFIED AFTER 12 YEARS.
DOD DIR. 5200.10

TABLE 33 - USAF AIRCRAFT PROCUREMENT PROGRAMS BY FISCAL YEAR FUNDING -
FY 1966 AND PRIOR THROUGH FY 1968 (CONTINUED)

MISSION, DESIGN, AND SERIES	FY 1966 AND PRIOR	FY 1967	FY 1968
<u>Training (Continued)</u>			
T-41A	170	34	-
T-41C	-	-	45
T-41D (MAP)	-	-	34
<u>Helicopter - Total</u>	<u>247</u>	<u>49</u>	<u>66</u>
UH-1H	-	15	33
UH-1F	146	-	-
CH-3C/E	87	6	1
HH-3E	6	18	-
HH-53B	8	-	-
HH-53C	-	4	20
HH-43F (FMS) Iran	-	6	-
CH-53C	-	-	12
<u>Utility - Total</u>	<u>314</u>	<u>32</u>	<u>2</u>
U-10A/B/D	96	-	-
U-17A/B (MAP)	212	26	2
U-17A/B	6	6	7
<u>Other - Total</u>	<u>13</u>	<u>246</u>	<u>301</u>
Model 150 (MAP)	2	1	-
Model 310 (MAP)	-	2	-
OV-10A	11	98	48
O-2A	-	145	253

a/ Quantities on program are based on USAF Aircraft Production Schedules (WA Series).

b/ F-111A (USAF) Seventeen aircraft scheduled from No Year Funding.

c/ FB-111A (USAF) One aircraft scheduled from No Year Funding.

d/ C-5A (USAF) Five aircraft scheduled from No Year Funding.

e/ C-141A (USAF) Five aircraft scheduled from No Year Funding.

Source: Data Applications Division, Data Services Center, Comptroller of the Air Force

DOWNGRADED AT 3 YEAR INTERVALS;
DECLASSIFIED AFTER 12 YEARS.
DOD DIR. 5200.10

TABLE 34 - USAF GUIDED MISSILE, AIR TO AIR MISSILE, AND TARGET DRONE PROCUREMENT PROGRAMS
BY FISCAL YEAR FUNDING - FY 1968 AND PRIOR

DESIGNATION	POPULAR NAME	MANUFACTURER	FISCAL YEAR PROCUREMENT PROGRAM			
			No Funding Year	1966 and Prior	1967	1968
<u>GUIDED MISSILE - TOTAL</u>			<u>115</u>	<u>12,410</u>	<u>2,875</u>	<u>3,218</u>
<u>STRATEGIC MISSILE - TOTAL</u>			<u>115</u>	<u>414</u>	<u>183</u>	<u>23</u>
LGM-30F	Minuteman II	Boeing	28	414	183	23
LGM-30G	Minuteman III	Boeing	87	-	-	-
<u>TACTICAL MISSILE - TOTAL</u>			-	<u>11,996</u>	<u>2,692</u>	<u>3,195</u>
AGM-12C	Bullpup B	Maxson	-	9,490	500	-
AGM-12B/BLU 26	Bullpup	Texas Instr	-	-	500	-
AGM-45A	Shrike	Texas Instr	-	2,506	1,572	2,960
AGM-78A	Standard Arm.	General Dynamics	-	-	120	235
<u>PILOT TRAINING MISSILE - TOTAL</u>			-	-	<u>169</u>	-
AIM-4D		Hughes	-	-	169	-
<u>AIR TO AIR MISSILE - TOTAL</u>			-	<u>3,195</u>	<u>1,520</u>	<u>875</u>
AIM-7E	Sparrow III	Raytheon	-	3,195	1,520	875
<u>TARGET DRONE - TOTAL</u>			-	<u>1,677</u>	<u>593</u>	<u>653</u>
BQM-34A (USAF)	Firebee	Ryan	-	614	244	102
BQM-34A (NAVY)	Firebee	Ryan	-	945	216	412
BQM-34D (ARMY)	Firebee	Ryan	-	118	123	133
AGM-37A (USAF)		Maxson and Beech	-	-	10	-
BQM-34A (FMS)	Firebee	Ryan	-	-	-	6 a/

a/ Pay back to USAF

Source: Data Applications Division, Data Services Center, Comptroller of the Air Force.

DOWNGRADED AT 3 YEAR INTERVALS;
DECLASSIFIED AFTER 12 YEARS.
DOD DIR. 5200.10

TABLE 35 - FUNCTIONAL DISTRIBUTION OF USAF AIRCRAFT BY MISSION, WORLD-WIDE, AT END OF QUARTER - FY 1968

(IRAN - Inspection and Repair As Necessary)

MISSION OF AIRCRAFT	AIR-CRAFT TOTAL	ACTIVE											INACTIVE TOTAL
		Total	Operating							Non-Operating			
			Total	Tactical and Combat Support	Training	Operational Support	Administrative	Special Activity and Utility Transport	Test and Test Support	Total	Maintenance, Modification and IRAN	Other	
30 SEPTEMBER 1967													
<u>TOTAL</u>	<u>14,533</u>	<u>12,020</u>	<u>10,692</u>	<u>6,746</u>	<u>2,626</u>	<u>73</u>	<u>114</u>	<u>731</u>	<u>402</u>	<u>1,328</u>	<u>879</u>	<u>449</u>	<u>2,513</u>
Bomber	1,633	804	734	686	15	-	-	2	31	70	57	13	829
Tanker	701	676	639	623	-	-	-	1	15	37	32	5	25
Fighter	3,878	3,577	2,998	2,278	569	-	-	15	136	579	375	204	301
Reconnaissance	1,137	854	722	640	59	-	-	4	19	132	96	36	283
Search & Rescue	128	109	89	86	-	-	-	-	3	20	13	7	19
Special Research	9	5	5	-	-	-	-	-	5	-	-	-	4
Cargo	2,594	2,300	2,024	1,339	108	14	92	374	97	276	202	74	294
Trainer	3,164	2,497	2,406	397	1,727	56	22	149	55	91	56	35	667
Helicopter	523	467	440	349	62	-	-	5	24	27	17	10	56
Utility	647	612	552	309	50	3	-	181	9	60	13	47	35
Attack	119	119	83	39	36	-	-	-	8	36	18	18	-
31 DECEMBER 1967													
<u>TOTAL</u>	<u>14,470</u>	<u>12,158</u>	<u>10,975</u>	<u>6,978</u>	<u>2,710</u>	<u>85</u>	<u>121</u>	<u>668</u>	<u>413</u>	<u>1,183</u>	<u>842</u>	<u>341</u>	<u>2,312</u>
Bomber	1,424	795	731	687	14	-	-	2	28	64	55	9	629
Tanker	697	672	645	631	-	-	-	-	14	27	25	2	25
Fighter	3,914	3,610	3,077	2,320	603	-	-	7	147	533	407	126	304
Reconnaissance	1,135	866	748	660	63	-	-	4	21	118	87	31	269
Search and Rescue	120	101	88	85	-	-	-	-	3	13	9	4	19
Special Research	8	5	5	-	-	-	-	-	5	-	-	-	3
Cargo	2,619	2,328	2,074	1,396	106	8	97	367	100	254	185	69	291
Trainer	3,171	2,498	2,431	399	1,764	44	24	143	57	67	25	42	673
Helicopter	524	467	440	351	61	-	-	4	24	27	18	9	57
Utility	736	694	633	403	49	33	-	141	7	61	25	36	42
Attack	122	122	103	46	50	-	-	-	7	19	6	13	-

DOWNGRADED TO:
UNCLASSIFIED AFTER 1 YEAR

TABLE 35 - FUNCTIONAL DISTRIBUTION OF USAF AIRCRAFT BY MISSION, WORLD-WIDE, AT END OF QUARTER - FY 1968 (CONTINUED)

MISSION OF AIRCRAFT	AIR-CRAFT TOTAL	ACTIVE											INACTIVE TOTAL
		Total	Operating							Non-Operating			
			Total	Tactical and Combat Support	Training	Operational Support	Administrative	Special Activity and Utility Transport	Test and Test Support	Total	Maintenance, Modification and IRAN	Other	
31 MARCH 1968													
TOTAL	14,887	12,491	11,293	7,202	2,811	72	118	688	402	1,198	918	280	2,396
Bomber	1,419	782	720	669	22	-	-	2	27	62	59	3	637
Tanker	692	667	651	635	-	-	-	-	16	16	14	2	25
Fighter	4,148	3,807	3,273	2,482	634	-	-	15	142	534	406	128	341
Reconnaissance	1,213	947	796	707	64	-	-	4	21	151	129	22	266
Search and Rescue	126	98	90	87	-	-	-	-	3	8	6	2	28
Special Research	7	4	4	-	-	-	-	-	4	-	-	-	3
Cargo	2,661	2,367	2,071	1,411	100	4	95	370	91	296	233	63	294
Trainer	3,224	2,544	2,471	399	1,808	33	23	148	60	73	29	44	680
Helicopter	529	471	444	352	62	-	-	4	26	27	18	9	58
Utility	763	699	675	416	72	35	-	145	7	24	18	6	64
Attack	105	105	98	44	49	-	-	-	5	7	6	1	-
30 JUNE 1968													
TOTAL	14,917	12,580	11,243	7,173	2,810	66	115	677	402	1,337	1,030	307	2,337
Bomber	1,416	779	709	666	15	-	-	2	26	70	66	4	637
Tanker	692	667	638	624	-	-	-	-	14	29	28	1	25
Fighter	4,220	3,877	3,265	2,505	603	-	-	15	142	612	463	149	343
Reconnaissance	1,245	983	857	747	86	-	-	4	20	126	101	25	262
Search and Rescue	125	91	77	72	-	-	-	2	3	14	9	5	34
Special Research	9	5	5	-	-	-	-	-	5	-	-	-	4
Cargo	2,598	2,358	2,048	1,386	94	3	92	379	94	310	252	58	240
Trainer	3,240	2,584	2,469	375	1,838	37	23	132	64	115	73	42	656
Helicopter	526	465	441	357	57	-	-	4	23	24	13	11	61
Utility	738	663	637	400	66	26	-	139	6	26	17	9	75
Attack	108	108	97	41	51	-	-	-	5	11	8	3	-

Source: Data Applications Division, Data Services Center, Comptroller of the Air Force

DOWNGRADED TO:
UNCLASSIFIED AFTER 1 YEAR

TABLE 36 - FUNCTIONAL DISTRIBUTION OF USAF AIRCRAFT BY MISSION, DESIGN, AND SELECTED SERIES, WORLD-WIDE -
30 JUN 1968

(IRAN - Inspection and Repair As Necessary)

MISSION, DESIGN, AND SELECTED SERIES	AIR- CRAFT TOTAL	ACTIVE											INACT- IVE TOTAL
		Total	Operating							Non-Operating			
			Total	Tactical and Combat Support	Training	Opera- tional Support	Admin- istra- tive	Special Activity and Util- ity Trans- port	Test and Test Support	Total	Mainte- nance, Modifi- cation and IRAN	Other	
TOTAL	14,917	12,580	11,243	7,173	2,810	66	115	677	402	1,337	1,030	307	2,337
BOMBER - TOTAL	1,416	772	709	666	13	-	-	2	26	70	66	4	67
B-17	2	-	-	-	-	-	-	-	-	-	-	-	2
B-26	8	1	-	-	-	-	-	-	-	1	-	1	7
B-45	1	1	1	-	-	-	-	-	1	-	-	-	-
B-47	576	3	3	-	-	-	-	-	3	-	-	-	373
B-52	682	628	580	567	-	-	-	2	11	48	46	2	54
B-57	61	61	57	33	15	-	-	-	9	4	4	-	-
B-58	82	82	66	66	-	-	-	-	-	16	16	-	-
B-66	2	2	1	-	-	-	-	-	1	1	-	1	-
KB-70	1	-	-	-	-	-	-	-	-	-	-	-	1
FB-111	1	1	1	-	-	-	-	-	1	-	-	-	-
TANKER - TOTAL	692	667	638	624	-	-	-	-	14	29	28	1	25
KC-97	25	-	-	-	-	-	-	-	-	-	-	-	25
KC-135	667	667	638	624	-	-	-	-	14	29	28	1	-
FIGHTER - TOTAL	4,220	3,877	3,265	2,505	603	-	-	15	142	612	463	149	343
A-1E	66	66	54	31	22	-	-	-	1	12	12	-	-
A-1G	8	8	5	5	-	-	-	-	-	3	3	-	-
A-1H	93	87	30	23	5	-	-	-	2	57	48	9	6
A-1J	20	17	4	4	-	-	-	-	-	13	9	4	3
F-4A	1	1	-	-	-	-	-	-	-	1	-	1	-
F-4C	392	392	316	243	62	-	-	-	11	76	59	17	-
F-4D	717	717	649	588	49	-	-	-	12	68	53	15	-
F-4E	144	144	131	107	12	-	-	-	12	13	5	8	-
F-5A	12	12	9	-	6	-	-	-	3	3	1	2	-
F-5B	7	7	7	-	6	-	-	-	1	-	-	-	-
F-5C	5	5	5	-	5	-	-	-	-	-	-	-	-
F-86E	1	1	-	-	-	-	-	-	-	1	-	1	-
F-86F	36	2	1	-	-	-	-	-	1	1	-	1	34

DOWNGRADED TO:
UNCLASSIFIED AFTER 1 YEAR

TABLE 36 - FUNCTIONAL DISTRIBUTION OF USAF AIRCRAFT BY MISSION, DESIGN, AND SELECTED SERIES, WORLD-WIDE -
30 JUN 1968 (CONTINUED)

MISSION, DESIGN, AND SELECTED SERIES	AIR- CRAFT TOTAL	ACTIVE										INAC- TIVE TOTAL	
		Total	Operating							Non-Operating			
			Total	Tactical and Combat Support	Training	Opera- tional Support	Admin- istra- tive	Special Activity and Util- ity Trans- port	Test and Test Support	Total	Mainte- nance Modifi- cation and IRAN		Other
FIGHTER (Continued)													
F-86H	102	54	54	54	-	-	-	-	-	-	-	-	48
F-86L	103	-	-	-	-	-	-	-	-	-	-	-	103
F-89J	35	-	-	-	-	-	-	-	-	-	-	-	35
F-100	983	949	789	605	146	-	-	9	29	160	104	56	34
F-10/A/C	4	4	-	-	-	-	-	-	-	4	-	4	-
F/TF-10/B/F	332	276	244	209	22	-	-	6	7	32	21	11	56
F/TF-102A	326	326	300	210	85	-	-	-	5	26	22	4	-
F-104A	63	45	25	19	2	-	-	-	4	20	20	-	18
F-104B	10	7	4	3	-	-	-	-	1	3	3	-	3
F-104C	11	11	11	-	8	-	-	-	3	-	-	-	-
F-104D	14	14	11	-	4	-	-	-	7	3	3	-	-
F/TF-104G	96	96	90	-	90	-	-	-	-	6	2	4	-
F-105	312	312	269	188	66	-	-	-	15	43	35	8	-
F-106	276	275	210	192	13	-	-	-	5	65	62	3	1
F-111A	50	49	47	24	-	-	-	-	23	2	1	1	1
YAT-28E	1	-	-	-	-	-	-	-	-	-	-	-	1
RECONNAISSANCE - TOTAL	1,245	983	857	747	86	-	-	4	20	126	101	25	262
RB-45	1	1	1	-	-	-	-	-	1	-	-	-	-
EB-47	114	-	-	-	-	-	-	-	-	-	-	-	114
RB-47	108	1	-	-	-	-	-	-	-	1	1	-	107
WB-47	28	24	24	24	-	-	-	-	-	-	-	-	4
RB-50	1	-	-	-	-	-	-	-	-	-	-	-	1
WB-50	1	-	-	-	-	-	-	-	-	-	-	-	1
EB-57	57	57	56	56	-	-	-	-	-	1	1	-	-
RB-57	31	31	26	21	-	-	-	4	1	5	5	-	-
EB-66	51	51	48	42	6	-	-	-	3	3	3	-	-
RB-66	46	32	24	6	17	-	-	-	1	8	8	-	14
WB-66	11	2	-	-	-	-	-	-	-	2	2	-	9
EC-47	70	64	49	48	-	-	-	-	1	15	12	3	6
EC-54	1	1	1	1	-	-	-	-	-	-	-	-	-
EC-121	108	106	87	81	5	-	-	-	1	19	15	4	2
RC-130	16	16	14	14	-	-	-	-	-	2	2	-	-

DOWNGRADED TO:
UNCLASSIFIED AFTER 1 YEAR

TABLE 36 - FUNCTIONAL DISTRIBUTION OF USAF AIRCRAFT BY MISSION, DESIGN, AND SELECTED SERIES, WORLD-WIDE -
30 JUN 1968 (CONTINUED)

350-401 O - 69 - 12

MISSION, DESIGN, AND SELECTED SERIES	AIR- CRAFT TOTAL	ACTIVE										INAC- TIVE TOTAL	
		Total	Operating						Non-Operating				
			Total	Tactical and Combat Support	Training	Opera- tional Support	Admin- istra- tive	Special Activity and Util- ity Trans- port	Test and Test Support	Total	Mainte- nance, Modifi- cation and IRAN		Other
RECONNAISSANCE													
<i>(Continued)</i>													
WC-130	14	14	8	8	-	-	-	-	-	6	6	-	-
EC-135	54	54	47	41	-	-	-	-	6	7	7	-	-
RC-135	25	25	23	23	-	-	-	-	-	2	2	-	-
WC-135	10	10	8	8	-	-	-	-	-	2	-	2	-
RF-4	306	306	271	249	18	-	-	-	4	35	25	10	-
YRF-4C	2	2	2	-	-	-	-	-	2	-	-	-	-
RF-101A/C	88	87	71	59	10	-	-	-	2	16	11	5	1
RF-101G/H	59	59	58	58	-	-	-	-	-	1	-	1	-
RF-111D	1	1	1	-	-	-	-	-	1	-	-	-	-
ET-29	12	12	11	-	11	-	-	-	-	1	1	-	-
OV-10A	30	27	27	8	19	-	-	-	-	-	-	-	3
SEARCH AND RESCUE - TOTAL	125	91	77	72	-	-	-	2	3	14	9	5	34
HC-47	12	5	5	3	-	-	-	2	-	-	-	-	7
HC-54	2	2	2	2	-	-	-	-	-	-	-	-	-
HC-97	9	9	6	6	-	-	-	-	-	3	3	-	-
HC-130	63	63	56	53	-	-	-	-	3	7	6	1	-
HU-16	39	12	8	8	-	-	-	-	-	4	-	4	27
SPECIAL RESEARCH - TOTAL	9	5	5	-	-	-	-	-	5	-	-	-	4
XV-4A	1	1	1	-	-	-	-	-	1	-	-	-	-
XV-6A	4	2	2	-	-	-	-	-	2	-	-	-	2
X-15	2	-	-	-	-	-	-	-	-	-	-	-	2
X-25A	1	1	1	-	-	-	-	-	1	-	-	-	-
X-25B	1	1	1	-	-	-	-	-	1	-	-	-	-
CARGO - TOTAL	2,598	2,358	2,048	1,386	94	3	92	379	94	310	252	58	240
VC-6	1	1	1	1	-	-	-	-	-	-	-	-	-
C-7	132	121	99	83	16	-	-	-	-	22	21	1	11
C-46	1	-	-	-	-	-	-	-	-	-	-	-	1
C-47	239	213	198	94	20	1	1	80	2	15	6	9	26

DOWNGRADED TO:
UNCLASSIFIED AFTER 1 YEAR

TABLE 36 - FUNCTIONAL DISTRIBUTION OF USAF AIRCRAFT BY MISSION, DESIGN, AND SELECTED SERIES, WORLD-WIDE -
30 JUN 1968 (CONTINUED)

MISSION, DESIGN, AND SELECTED SERIES	AIR- CRAFT TOTAL	ACTIVE											INAC- TIVE TOTAL	
		Total	Operating							Non-Operating				
			Total	Tactical and Combat Support	Training	Opera- tional Support	Admin- istra- tive	Special Activity and Util- ity Trans- port	Test and Test Support	Total	Mainte- nance Modifi- cation and IRAN	Other		
CARGO (Continued)														
AC-47.	36	36	33	30	3	-	-	-	-	-	3	3	-	-
VC-47.	114	93	76	23	3	-	1	48	1	17	6	11	21	
C-54.	117	98	88	10	1	-	12	57	8	10	5	5	19	
VC-54.	19	16	15	1	-	-	3	11	-	1	1	-	3	
C-97.	92	40	37	22	-	-	-	13	2	3	3	-	52	
C-117.	15	13	12	-	2	2	1	7	-	1	1	-	2	
VC-117.	2	-	-	-	-	-	-	-	-	-	-	-	2	
C-118.	52	52	48	21	-	-	7	20	-	4	4	-	-	
VC-118.	43	43	39	9	-	-	25	5	-	4	3	1	-	
C-119.	156	72	36	18	-	-	-	18	-	36	33	3	84	
C-121.	23	20	16	8	3	-	-	-	5	4	3	1	3	
C-123.	157	152	125	93	27	-	1	3	1	27	23	4	5	
C-124.	188	187	175	174	-	-	-	-	1	12	9	3	1	
C-130.	580	580	492	444	18	-	-	1	29	88	73	15	-	
C-131.	92	91	82	27	-	-	14	9	32	9	8	1	1	
VC-131A/D.	8	7	6	3	-	-	3	-	-	1	-	1	1	
VC-131H.	4	4	4	3	-	-	1	-	-	-	-	-	-	
C-133.	41	40	36	36	-	-	-	-	-	4	4	-	1	
C-135.	17	17	13	4	-	-	-	-	9	4	4	-	-	
VC-137.	4	4	3	3	-	-	-	-	-	1	1	-	-	
C-140.	9	9	7	7	-	-	-	-	-	2	1	1	-	
VC-140.	6	6	5	5	-	-	-	-	-	1	1	-	-	
C-141.	281	281	260	256	-	-	-	-	-	21	20	1	-	
XC-142.	2	1	-	-	-	-	-	-	-	1	1	-	1	
CT-29.	3	3	1	-	-	-	-	1	-	2	2	-	-	
VT-29.	164	158	141	11	1	-	23	106	-	17	16	1	6	
TRAINER - TOTAL	3,240	2,584	2,469	375	1,838	37	23	132	64	115	73	42	656	
T-28.	77	71	57	11	44	-	-	-	-	14	13	1	6	
T-29.	140	138	126	-	94	-	2	26	4	12	11	1	2	
T-33.	989	599	538	356	96	36	-	18	32	61	30	31	390	
T-34.	60	1	1	-	-	-	-	-	1	-	-	-	59	

DOWNGRADED TO:
UNCLASSIFIED AFTER 1 YEAR

TABLE 36 - FUNCTIONAL DISTRIBUTION OF USAF AIRCRAFT BY MISSION, DESIGN, AND SELECTED SERIES, WORLD-WIDE -
30 JUN 1968 (CONTINUED)

MISSION, DESIGN, AND SELECTED SERIES	AIR- CRAFT TOTAL	ACTIVE										INAC- TIVE TOTAL	
		Total	Operating						Non-Operating				
			Total	Tactical and Combat Support	Training	Opera- tional Support	Admin- istra- tive	Special Activity and Util- ity Trans- port	Test and Test Support	Total	Mainte- nance Modifi- cation and IRAN		Other
TRAINER (Continued)													
T-37	698	698	692	-	686	-	-	-	6	6	5	1	-
T-38	867	867	862	7	844	-	-	-	11	5	1	4	-
T-39	145	145	131	-	15	-	21	88	7	14	12	2	-
T-41	239	47	45	-	45	-	-	-	-	2	-	2	192
TB-57	2	2	2	1	1	-	-	-	-	-	-	-	-
TB-58	8	8	7	-	6	-	-	-	1	1	1	-	-
TC-47	11	6	6	-	5	1	-	-	-	-	-	-	5
TC-54	4	2	2	-	2	-	-	-	-	-	-	-	2
HELICOPTER - TOTAL	526	465	441	357	57	-	-	4	23	24	13	11	61
TH-1	27	27	27	2	25	-	-	-	-	-	-	-	-
UH-1	112	112	106	91	5	-	-	4	6	6	3	3	-
CH-3	72	72	64	37	14	-	-	-	13	8	6	2	-
HH-3	26	26	22	22	-	-	-	-	-	4	2	2	-
OH-13	3	3	3	-	3	-	-	-	-	-	-	-	-
HH-19	23	13	11	11	-	-	-	-	-	2	-	2	10
UH-19	51	11	8	8	-	-	-	-	-	3	1	2	40
CH-21	35	24	24	21	-	-	-	-	3	-	-	-	11
HH-21	13	13	12	11	-	-	-	-	1	1	1	-	-
HH-43	156	156	156	146	10	-	-	-	-	-	-	-	-
HH-53	8	8	8	8	-	-	-	-	-	-	-	-	-
ATTACK - TOTAL	108	108	97	41	51	-	-	-	5	11	8	3	-
A-3	1	1	-	-	-	-	-	-	-	1	-	1	-
A-7	2	2	2	-	-	-	-	-	2	-	-	-	-
A-26	28	28	21	20	1	-	-	-	-	7	7	-	-
A-37	35	35	34	21	10	-	-	-	3	1	-	1	-
AC-119	4	4	4	-	4	-	-	-	-	-	-	-	-
AT-33	38	38	36	-	36	-	-	-	-	2	1	1	-
UTILITY - TOTAL	738	663	637	400	66	26	-	132	6	26	17	9	72
UC-123	27	27	24	20	1	-	-	3	-	3	2	1	-

DOWNGRADED TO:
UNCLASSIFIED AFTER 1 YEAR

TABLE 36 - FUNCTIONAL DISTRIBUTION OF USAF AIRCRAFT BY MISSION, DESIGN, AND SELECTED SERIES, WORLD-WIDE -
30 JUN 1968 (CONTINUED)

MISSION, DESIGN, AND SELECTED SERIES	AIR- CRAFT TOTAL	ACTIVE											INAC- TIVE TOTAL	
		Total	Operating							Non-Operating				
			Total	Tactical and Combat Support	Training	Opera- tional Support	Admin- istra- tive	Special Activity and Util- ity Trans- port	Test and Test Support	Total	Mainte- nance Modifi- cation and IRAN	Other		
<u>UTILITY (Continued)</u>														
O-1	196	195	185	152	33	-	-	-	-	-	10	10	-	1
O-2	194	194	193	167	24	-	-	-	-	2	1	1	-	-
U-1	3	3	3	-	-	-	-	-	3	-	-	-	-	-
U-3	182	165	162	3	-	26	-	131	2	2	3	2	1	17
U-4	4	4	4	4	-	-	-	-	-	-	-	-	-	-
U-6	39	15	15	11	-	-	-	2	2	-	-	-	-	24
U-7	7	-	-	-	-	-	-	-	-	-	-	-	-	7
U-10	57	57	51	43	8	-	-	-	-	-	6	2	4	-
U-17	3	3	-	-	-	-	-	-	-	-	3	-	3	-
U-18	26	-	-	-	-	-	-	-	-	-	-	-	-	26

Source: Data Applications Division, Data Services Center, Comptroller of the Air Force.

DOWNGRADED TO:
UNCLASSIFIED AFTER 1 YEAR

TABLE 37 - FUNCTIONAL DISTRIBUTION OF USAF MISSILES BY MISSION, DESIGN AND SERIES,
WORLD-WIDE, BY QUARTER - FY 1968

(IRAN - Inspection and Repair As Necessary)

MISSION, DESIGN, AND SERIES	MIS- SILE TOTAL	ACTIVE									INAC- TIVE TOTAL
		Total	Operating					Non-Operating			
			Total	Tacti- cal and Combat Sup- port	Train- ing	Special Activity and Utili- ty Trans- portation	Test and Test Sup- port	Total	Mainte- nance, Modifi- cation and IRAN	Other	
30 SEPTEMBER 1967											
TOTAL	2,747	2,422	2,207	2,130	12	-	65	215	121	94	325
STRATEGIC - TOTAL	2,368	2,132	1,940	1,914	1	-	25	192	121	71	236
CGM-16D (Atlas)	4	4	3	-	-	-	3	1	-	1	-
CGM-16E (Atlas)	39	2	-	-	-	-	-	2	-	2	37
HGM-16F (Atlas)	88	13	3	-	-	-	3	10	6	4	75
PGM-17A (Thor)	22	8	4	2	-	-	2	4	4	-	14
ADM-20B (Quail)	-	-	-	-	-	-	-	-	-	-	-
ADM-20C (Quail)	452	452	452	452	-	-	-	-	-	-	-
HGM-25A (Titan)	37	-	-	-	-	-	-	-	-	-	37
XGM-25C (Titan)	75	73	60	60	-	-	-	13	9	4	2
*ACM-28A (Hound Dog)	193	144	140	140	-	-	-	4	3	1	49
ACM-28B (Hound Dog)	365	365	358	358	-	-	-	7	5	2	-
LGM-30A (Minuteman)	107	106	96	96	-	-	-	10	10	-	1
LGM-30F (Minuteman)	606	591	530	526	-	-	4	61	42	19	15
LGM-30B (Minuteman)	380	374	294	280	1	-	13	80	42	38	6
TACTICAL - TOTAL	155	114	94	55	-	-	39	20	-	20	41
MGM-13A (Mace)	76	49	39	-	-	-	39	10	-	10	27
YGM-13A (Mace)	-	-	-	-	-	-	-	-	-	-	-
CGM-13B (Mace)	79	65	55	55	-	-	-	10	-	10	14
CGM-13C (Mace)	-	-	-	-	-	-	-	-	-	-	-
AIR DEFENSE - TOTAL	222	174	172	161	11	-	-	2	-	2	48
CGM-10A (Bomarc)	56	9	9	-	9	-	-	-	-	-	47
CGM-10B (Bomarc)	166	165	163	161	2	-	-	2	-	2	1
TEST - TOTAL	2	2	1	-	-	-	1	1	-	1	-
XGM-25C (Titan)	-	-	-	-	-	-	-	-	-	-	-
XGM-30F (Minuteman)	2	2	1	-	-	-	1	1	-	1	-
X-7A (Air Defense)	-	-	-	-	-	-	-	-	-	-	-
31 DECEMBER 1967											
TOTAL	2,693	2,376	2,143	2,076	9	-	58	233	135	98	317
STRATEGIC - TOTAL	2,325	2,096	1,887	1,863	-	-	24	209	135	74	229
CGM-16D (Atlas)	2	2	1	-	-	-	1	1	-	1	-
CGM-16E (Atlas)	39	2	-	-	-	-	-	2	-	2	37
HGM-16F (Atlas)	86	13	5	-	-	-	5	8	6	2	73
PGM-17A (Thor)	14	3	2	2	-	-	-	1	1	-	11
ADM-20B (Quail)	-	-	-	-	-	-	-	-	-	-	-
ADM-20C (Quail)	448	448	448	448	-	-	-	-	-	-	-
HGM-25A (Titan)	2	-	-	-	-	-	-	-	-	-	2
LGM-25C (Titan)	75	74	60	60	-	-	-	14	9	5	1
ACM-28A (Hound Dog)	191	128	125	125	-	-	-	3	-	3	63
ACM-28B (Hound Dog)	365	344	337	337	-	-	-	7	5	2	21

DOWNGRADED TO:
UNCLASSIFIED AFTER 1 YEAR

TABLE 37 - FUNCTIONAL DISTRIBUTION OF USAF MISSILES BY MISSION, DESIGN, AND SERIES,
WORLD-WIDE, BY QUARTER - FY 1968 (CONTINUED)

MISSION, DESIGN, AND SERIES	MIS- SILE TOTAL	ACTIVE									INAC- TIVE TOTAL	
		Total	Operating				Non-Operating					
			Total	Tacti- cal and Combat Sup- port	Train- ing	Special Activity and Util- ity Trans- portation	Test and Test Sup- port	Total	Mainte- nance Modifi- cation and IRAN	Other		
31 DECEMBER 1967 (Continued)												
STRATEGIC (Continued)												
LGM-30A (Minuteman)	107	106	90	90	-	-	-	16	16	-	1	
LGM-30B (Minuteman)	598	583	532	528	-	-	4	51	34	17	15	
LGM-30F (Minuteman)	398	393	287	273	-	-	14	106	64	42	5	
TACTICAL - TOTAL	148	107	88	54	1	-	33	19	-	12	41	
MGM-13A (Mace)	69	42	33	-	-	-	33	9	-	9	27	
YGM-13A (Mace)	-	-	-	-	-	-	-	-	-	-	-	
OGM-13B (Mace)	79	65	55	54	1	-	-	10	-	10	14	
OGM-13C (Mace)	-	-	-	-	-	-	-	-	-	-	-	
AIR DEFENSE - TOTAL	218	171	167	159	8	-	-	4	-	4	47	
CIM-10A (Bomarc)	52	6	6	-	6	-	-	-	-	-	46	
CIM-10B (Bomarc)	166	165	161	159	2	-	-	4	-	4	1	
TEST - TOTAL	2	2	1	-	-	-	1	1	-	1	-	
XGM-25C (Titan)	-	-	-	-	-	-	-	-	-	-	-	
XGM-30F (Minuteman)	2	2	1	-	-	-	1	1	-	1	-	
X-7A (Air Defense)	-	-	-	-	-	-	-	-	-	-	-	
31 MARCH 1968												
TOTAL	2,696	2,304	1,988	1,926	10	-	52	316	216	100	392	
STRATEGIC - TOTAL	2,340	2,032	1,736	1,714	-	-	22	296	216	80	308	
OGM-16D (Atlas)	2	2	1	-	-	-	1	1	-	1	-	
OGM-16E (Atlas)	38	2	1	-	-	-	1	1	-	-	36	
HGM-16F (Atlas)	83	9	2	-	-	-	2	7	5	2	74	
PGM-17A (Thor)	14	2	2	2	-	-	-	-	-	-	12	
AGM-20B (Quail)	-	-	-	-	-	-	-	-	-	-	-	
AGM-20C (Quail)	445	445	444	444	-	-	-	1	1	-	-	
HGM-25A (Titan)	-	-	-	-	-	-	-	-	-	-	-	
LGM-25C (Titan)	74	73	59	59	-	-	-	14	8	6	1	
AGM-28A (Hound Dog)	193	29	26	26	-	-	-	3	-	3	164	
AGM-28B (Hound Dog)	365	365	322	322	-	-	-	43	41	2	-	
LGM-30A (Minuteman)	107	106	72	72	-	-	-	34	34	-	1	
LGM-30B (Minuteman)	596	581	525	521	-	-	4	56	40	16	15	
LGM-30F (Minuteman)	423	418	282	268	-	-	14	136	86	50	5	
TACTICAL - TOTAL	143	103	85	55	-	-	30	18	-	18	40	
MGM-13A (Mace)	64	38	30	-	-	-	30	8	-	8	26	
YGM-13A (Mace)	-	-	-	-	-	-	-	-	-	-	-	
OGM-13B (Mace)	79	65	55	55	-	-	-	10	-	10	14	
OGM-13C (Mace)	-	-	-	-	-	-	-	-	-	-	-	
AIR DEFENSE - TOTAL	213	169	167	157	10	-	-	2	-	2	44	
CIM-10A (Bomarc)	49	6	6	-	6	-	-	-	-	-	43	
CIM-10B (Bomarc)	164	163	161	157	4	-	-	2	-	2	1	

DOWNGRADED TO:
UNCLASSIFIED AFTER 1 YEAR

TABLE 37 - FUNCTIONAL DISTRIBUTION OF USAF MISSILES BY MISSION, DESIGN, AND SERIES, WORLD-WIDE, BY QUARTER - FY 1968 (CONTINUED)

MISSION, DESIGN, AND SERIES	MIS-SILE TOTAL	ACTIVE									INACTIVE TOTAL	
		Total	Operating					Non-Operating				
			Total	Tactical and Combat Support	Training	Special Activity and Utility Transportation	Test and Test Support	Total	Maintenance Modification and IRAN	Other		
31 MARCH 1968 (Continued)												
TEST - TOTAL	-	-	-	-	-	-	-	-	-	-	-	-
XGM-25C (Titan)	-	-	-	-	-	-	-	-	-	-	-	-
XGM-30F (Minuteman)	-	-	-	-	-	-	-	-	-	-	-	-
X-7A (Air Defense)	-	-	-	-	-	-	-	-	-	-	-	-
30 JUNE 1968												
TOTAL	2,668	2,260	1,922	1,868	11	-	43	338	237	101	408	
STRATEGIC - TOTAL	2,330	2,004	1,679	1,659	-	-	20	325	237	88	3	
XGM-16D (Atlas)	2	2	1	-	-	-	1	1	-	1	-	
XGM-16E (Atlas)	36	-	-	-	-	-	-	-	-	-	-	
XGM-16F (Atlas)	80	9	2	-	-	-	2	7	4	3	-	
XGM-17A (Thor)	8	1	-	-	-	-	-	1	1	-	-	
ADM-20B (Quail)	-	-	-	-	-	-	-	-	-	-	-	
ADM-20C (Quail)	445	445	444	444	-	-	-	1	1	-	-	
XGM-25A (Titan)	-	-	-	-	-	-	-	-	-	-	-	
XGM-25C (Titan)	72	71	57	57	-	-	-	14	6	8	-	
XGM-28A (Hound Dog)	195	3	-	-	-	-	-	3	-	3	1	
XGM-28B (Hound Dog)	365	365	318	318	-	-	-	47	45	2	-	
LGM-30A (Minuteman)	95	94	58	58	-	-	-	36	36	-	1	
LGM-30B (Minuteman)	591	577	516	511	-	-	5	61	42	19	14	
LGM-30F (Minuteman)	441	437	283	271	-	-	12	154	102	52	4	
TACTICAL - TOTAL	134	87	78	54	1	-	23	9	-	9	47	
MGM-13A (Mace)	55	23	23	-	-	-	23	-	-	-	32	
YGM-13A (Mace)	-	-	-	-	-	-	-	-	-	-	-	
CGM-13B (Mace)	79	64	55	54	1	-	-	9	-	9	15	
CGM-13C (Mace)	-	-	-	-	-	-	-	-	-	-	-	
AIR DEFENSE - TOTAL	204	169	165	155	10	-	-	4	-	4	35	
CIM-10A (Bomarc)	42	8	8	-	8	-	-	-	-	-	34	
CIM-10B (Bomarc)	162	161	157	155	2	-	-	4	-	4	1	
TEST - TOTAL	-	-	-	-	-	-	-	-	-	-	-	
XGM-25C (Titan)	-	-	-	-	-	-	-	-	-	-	-	
XGM-30F (Minuteman)	-	-	-	-	-	-	-	-	-	-	-	
X-7A (Air Defense)	-	-	-	-	-	-	-	-	-	-	-	

Source: Data Applications Division, Data Services Center, Comptroller of the Air Force

DOWNGRADED TO:
UNCLASSIFIED AFTER 1 YEAR

TABLE 38 - FUNCTIONAL DISTRIBUTION OF USAF AIRCRAFT AT END OF QUARTER, AND HOURS FLOWN DURING QUARTER, BY COMMAND, WORLD-WIDE - FY 1968

(IRAN - Inspection and Repair As Necessary)

COMMAND	FLYING HOURS TOTAL	TOTAL AIR-CRAFT	Total	ACTIVE										IN-ACTIVE TOTAL
				Operating							Non-Operating			
				Total	Tactical and Combat Support	Training	Operational Support	Administrative	Special Activity and Utility Transport	Test and Test Support	Total	Maintenance, Modification, and IRAN	Other	
30 SEPTEMBER 1967														
TOTAL	1,662,422	14,533	12,020	10,692	6,746	2,626	73	114	731	402	1,328	879	449	2,512
Defense Command	113,849	1,323	1,310	1,181	861	223	-	7	90	-	129	99	30	1
Force Communications Service	2,345	20	19	19	19	-	-	-	-	-	-	-	-	-
Force Logistics Command	15,539	2,546	400	162	19	2	10	10	81	40	238	188	50	2,140
Force Systems Command	29,672	672	626	460	1	47	3	10	40	359	166	75	91	2
Training Command	281,717	1,927	1,727	1,689	1	1,640	-	9	37	2	38	9	29	2
University	4,653	56	30	29	-	-	10	3	16	-	1	1	-	-
Alaskan Air Command	9,010	93	92	79	74	-	-	2	3	-	13	13	-	-
Continental Air Command	1,793	22	22	21	2	-	10	-	9	-	1	-	1	-
Headquarters Command, USAF	21,774	154	143	139	22	5	32	33	46	1	4	4	-	1
Military Airlift Command	285,627	984	975	901	842	-	1	7	51	-	74	59	15	9
Pacific Air Forces	380,309	2,065	2,061	1,772	1,693	12	2	11	54	-	289	197	92	4
Strategic Air Command	221,202	1,699	1,683	1,621	1,472	13	4	4	128	-	62	53	9	16
Tactical Air Command	210,317	1,924	1,912	1,699	968	665	1	6	59	-	213	127	86	12
USAF Academy	-	3	1	1	1	-	-	-	-	-	-	-	-	2
U S Air Forces in Europe	75,752	947	928	838	724	19	-	8	87	-	90	47	43	19
USAF Security Service	1,066	7	7	7	-	-	-	1	6	-	-	-	-	-
USAF Southern Command	7,797	91	84	74	47	-	-	3	24	-	10	7	3	7
31 DECEMBER 1967														
TOTAL	1,608,561	14,470	12,158	10,975	6,978	2,710	85	121	668	413	1,183	842	341	2,312
Air Defense Command	107,246	1,292	1,280	1,158	848	216	-	8	86	-	122	98	24	12
Air Force Communications Service	2,929	20	20	19	19	-	-	-	-	-	1	-	1	-
Air Force Logistics Command	15,232	2,329	392	139	6	2	3	11	72	45	253	212	41	1,937

DOWNGRADED TO:
UNCLASSIFIED AFTER 1 YEAR

TABLE 38 - FUNCTIONAL DISTRIBUTION OF USAF AIRCRAFT AT END OF QUARTER, AND HOURS FLOWN DURING QUARTER, BY COMMAND, WORLD-WIDE - FY 1968 (CONTINUED)

COMMAND	FLYING HOURS TOTAL	TOTAL AIR-CRAFT	ACTIVE											IN-ACTIVE TOTAL
			Total	Operating							Non-Operating			
				Total	Tactical and Combat Support	Training	Operational Support	Administrative	Special Activity and Utility Transport	Test and Test Support	Total	Maintenance Modification and IRAN	Other	
31 DECEMBER 1967 (Continued)														
Air Force Systems Command	29,792	618	572	463	2	44	-	12	39	366	109	40	69	46
Air Training Command	238,379	1,979	1,776	1,733	1	1,684	-	9	38	1	43	9	34	203
Air University	4,605	61	35	35	-	-	16	3	16	-	-	-	-	26
Alaskan Air Command	8,247	91	90	85	78	-	-	2	5	-	5	-	-	1
Continental Air Command	1,831	20	20	18	-	-	10	-	8	-	2	2	-	-
Headquarters Command, USAF	19,042	152	144	142	23	5	55	32	26	1	2	2	-	8
Military Airlift Command	301,151	1,011	1,002	954	896	-	1	8	49	-	48	37	11	9
Pacific Air Forces	394,911	2,247	2,242	1,988	1,909	11	-	9	59	-	254	167	87	5
Strategic Air Command	208,888	1,686	1,669	1,625	1,487	12	-	7	119	-	44	41	3	17
Tactical Air Command	201,854	1,937	1,913	1,701	930	718	-	6	47	-	212	182	30	24
USAF Academy	-	2	-	-	-	-	-	-	-	-	-	-	-	2
U S Air Forces in Europe	66,391	932	917	832	729	18	-	9	76	-	85	45	40	15
USAF Security Service	1,152	7	7	6	-	-	-	1	5	-	1	1	-	-
USAF Southern Command	6,911	86	79	77	50	-	-	4	23	-	2	1	1	7
31 MARCH 1968														
TOTAL	1,945,537	14,887	12,491	11,293	7,202	2,811	72	118	688	402	1,198	918	280	2,396
Aerospace Defense Command	124,062	1,242	1,232	1,108	805	210	-	8	85	-	124	104	20	10
Air Force Communications Service	2,826	24	24	21	21	-	-	-	-	-	3	-	3	-
Air Force Logistics Command	14,547	2,456	416	141	9	2	1	8	75	46	275	252	23	2,040
Air Force Systems Command	38,848	583	534	445	-	43	-	12	38	352	89	63	26	49
Air Training Command	263,572	2,027	1,827	1,791	-	1,741	-	8	39	3	36	9	27	200
Air University	6,259	58	38	37	-	-	17	3	17	-	1	1	-	20
Alaskan Air Command	9,013	91	90	88	81	-	-	2	5	-	2	2	-	1
Continental Air Command	1,807	17	17	16	-	-	9	-	7	-	1	-	1	-
Headquarters Command, USAF	20,396	142	135	132	22	7	-	45	31	1	3	3	-	7
Military Airlift Command	366,718	1,046	1,037	970	914	-	-	7	49	-	67	51	16	9
Pacific Air Forces	472,126	2,306	2,302	1,993	1,899	19	-	12	63	-	309	218	91	4

DOWNGRADED TO:
UNCLASSIFIED AFTER 1 YEAR

TABLE 38 - FUNCTIONAL DISTRIBUTION OF USAF AIRCRAFT AT END OF QUARTER, AND HOURS FLOWN DURING QUARTER, BY COMMAND, WORLD-WIDE - FY 1968 (CONTINUED)

COMMAND	FLYING HOURS TOTAL	TOTAL AIR-CRAFT	ACTIVE										IN-ACTIVE TOTAL	
			Total	Operating					Non-Operating					
				Total	Tactical and Combat Support	Training	Operational Support	Administrative	Special Activity and Utility Transport	Test and Test Support	Total	Maintenance Modification and IRAN		Other
31 MARCH 1968 (Continued)														
Strategic Air Command	284,808	1,661	1,643	1,606	1,473	10	-	7	116	-	37	35	2	18
Tactical Air Command	243,848	2,204	2,184	2,018	1,193	761	-	7	57	-	166	134	32	20
USAF Academy	-	2	-	-	-	-	-	-	-	-	-	-	-	2
U S Air Forces in Europe	88,055	937	927	847	737	18	-	9	83	-	80	42	38	10
USAF Security Service	1,469	7	7	7	-	-	-	1	6	-	-	-	-	-
USAF Southern Command	7,183	84	78	73	48	-	-	3	22	-	5	4	1	6
30 JUNE 1968														
TOTAL	1,851,139	14,917	12,580	11,243	7,173	2,810	66	115	677	402	1,337	1,030	307	2,337
Aerospace Defense Command	108,907	1,185	1,176	1,036	751	198	-	7	80	-	140	119	21	9
Air Force Communications Service	2,999	22	22	21	21	-	-	-	-	-	1	-	1	-
Air Force Logistics Command	14,555	2,492	492	135	6	2	1	9	71	46	357	304	53	2,000
Air Force Systems Command	34,343	591	543	445	1	44	-	12	36	352	98	66	32	48
Air Training Command	284,375	2,059	1,860	1,802	1	1,755	-	8	35	3	58	29	29	199
Air University	4,965	53	37	36	-	-	16	2	18	-	1	1	-	16
Alaskan Air Command	8,709	90	89	88	83	-	-	2	3	-	1	1	-	1
Continental Air Command	1,797	15	15	14	-	-	7	-	7	-	1	-	1	-
Headquarters Command, USAF	20,912	140	134	128	23	6	42	29	27	1	6	6	-	6
Military Airlift Command	339,089	1,028	1,019	953	895	-	-	7	51	-	66	55	11	9
Pacific Air Forces	449,841	2,407	2,399	2,134	2,027	12	-	10	85	-	265	212	53	8
Strategic Air Command	252,461	1,637	1,622	1,580	1,453	10	-	7	110	-	42	38	4	15
Tactical Air Command	239,640	2,198	2,186	1,970	1,137	768	-	8	57	-	216	152	64	12
USAF Academy	-	2	-	-	-	-	-	-	-	-	-	-	-	2
U S Air Forces in Europe	80,267	922	912	829	734	15	-	10	70	-	83	46	37	10
USAF Security Service	1,496	7	7	6	-	-	-	1	5	-	1	1	-	-
USAF Southern Command	6,783	69	67	66	41	-	-	3	22	-	1	-	1	2

Source: Data Applications Division, Data Services Center, Comptroller of the Air Force

DOWNGRADED TO:
UNCLASSIFIED AFTER 1 YEAR

TABLE 39 - AGE (IN MONTHS) DISTRIBUTION OF USAF AIRCRAFT BY MISSION, DESIGN, AND SERIES, WORLD-WIDE - 30 JUN 1968

AIRCRAFT BY MISSION AND DESIGN	AV- ERAGE AGE IN MONTHS	AIR- CRAFT TOTAL	AIRCRAFT BY AGE (IN MONTHS)									
			0 thru 12	13 thru 24	25 thru 36	37 thru 48	49 thru 60	61 thru 72	73 thru 84	85 thru 96	97 thru 108	109 and Older
TOTAL	106.9	14,917	979	1,235	718	862	696	508	575	513	877	7,947
BOMBER - TOTAL	133.1	1,416	-	1	-	1	-	25	94	82	110	1,103
B-17G		2	-	-	-	-	-	-	-	-	-	2
B-26B		6	-	-	-	-	-	-	-	-	-	6
B-26C		2	-	-	-	-	-	-	-	-	-	2
B-45C		1	-	-	-	-	-	-	-	-	-	1
B-47B		1	-	-	-	-	-	-	-	-	-	1
B-47E		575	-	-	-	-	-	-	-	-	-	575
B-52A		1	-	-	-	-	-	-	-	-	-	1
B-52B		35	-	-	-	-	-	-	-	-	-	35
B-52C		32	-	-	-	-	-	-	-	-	-	32
B-52D		153	-	-	-	-	-	-	-	-	-	153
B-52E		94	-	-	-	-	-	-	-	-	-	94
B-52F		81	-	-	-	-	-	-	-	-	-	81
B-52G		185	-	-	-	-	-	-	-	-	-	185
B-52H		101	-	-	-	-	-	13	67	36	100	49
B-57B		38	-	-	-	-	-	-	-	20	1	38
B-57C		8	-	-	-	-	-	-	-	-	-	8
B-57E		15	-	-	-	-	-	-	-	-	-	15
B-58A		82	-	-	-	-	-	12	27	26	9	8
B-66B		2	-	-	-	-	-	-	-	-	-	2
XB-70A		1	-	-	-	1	-	-	-	-	-	-
FB-111A		1	-	1	-	-	-	-	-	-	-	-
TANKER - TOTAL	95.0	692	-	-	-	29	79	90	34	72	105	283
KC-97G		25	-	-	-	-	-	-	-	-	-	25
KC-135A		609	-	-	-	29	79	90	34	54	80	243
KC-135Q		56	-	-	-	-	-	-	-	17	25	14
KC-135R		2	-	-	-	-	-	-	-	1	-	1
FIGHTER - TOTAL	85.3	4,220	452	521	233	245	248	56	83	129	380	1,873
A-1E		66	10	7	25	22	1	-	-	-	-	1
A-1G		8	8	-	-	-	-	-	-	-	-	-
A-1H		93	61	13	-	-	-	-	-	-	-	19
A-1J		20	15	3	-	-	-	-	-	-	-	2
F-4A		1	1	-	-	-	-	-	-	-	-	-
F-4C		392	-	-	138	154	100	-	-	-	-	-
F-4D		717	184	469	64	-	-	-	-	-	-	-
F-4E		141	140	1	-	-	-	-	-	-	-	-
YF-4E		3	-	1	-	-	2	-	-	-	-	-
F-5A		11	1	-	1	6	2	-	-	-	1	-
YF-5A		1	-	-	-	-	-	-	-	-	1	-
F-5B		7	-	2	-	2	3	-	-	-	-	-
F-5C		5	-	5	-	-	-	-	-	-	-	-
F-86E		1	-	-	-	-	-	-	-	-	-	1
F-86F		36	-	-	-	-	-	-	-	-	-	36
F-86H		102	-	-	-	-	-	-	-	-	-	102
F-86L		103	-	-	-	-	-	-	-	-	-	103
F-89J		35	-	-	-	-	-	-	-	-	-	35
F-100A		39	-	-	-	-	-	-	-	-	-	39
F-100C		227	-	-	-	-	-	-	-	-	-	227
F-100D		531	-	-	-	-	-	-	-	-	3	528
F-100F		186	-	-	-	-	-	-	-	-	-	186
F-101A		3	-	-	-	-	-	-	-	-	-	3

DOWNGRADED TO:
UNCLASSIFIED AFTER 1 YEAR

TABLE 39 - AGE (IN MONTHS) DISTRIBUTION OF USAF AIRCRAFT BY MISSION, DESIGN,
AND SERIES, WORLD-WIDE - 30 JUN 1968 (CONTINUED)

AIRCRAFT BY MISSION AND DESIGN	AV- ERAGE AGE IN MONTHS	AIF- CRAFT TOTAL	AIRCRAFT BY AGE (IN MONTHS)										
			0 thru 12	13 thru 24	25 thru 36	37 thru 48	49 thru 60	61 thru 72	73 thru 84	85 thru 96	97 thru 108	109 and Older	
FIGHTER (Continued)													
F-101B		276	-	-	-	-	-	-	-	-	20	168	88
TF-101B		1	-	-	-	-	-	-	-	-	-	-	1
F-101C		1	-	-	-	-	-	-	-	-	-	-	1
F-101F		48	-	-	-	-	-	-	-	-	4	29	15
TF-101F		7	-	-	-	-	-	-	-	-	-	1	6
F-102A		273	-	-	-	-	-	-	-	-	-	-	273
TF-102A		53	-	-	-	-	-	-	-	-	-	-	53
F-104A		63	-	-	-	-	-	-	-	-	-	-	63
F-104B		10	-	-	-	-	-	-	-	-	-	-	10
F-104C		11	-	-	-	-	-	-	-	-	-	-	11
F-104D		14	-	-	-	-	-	-	-	-	-	3	11
F-104G		58	1	3	-	13	37	4	-	-	-	-	-
TF-104G		38	-	7	-	2	28	1	-	-	-	-	-
F-105B		16	-	-	-	-	-	-	-	-	-	16	-
F-105D		199	-	-	-	-	20	51	83	41	4	-	-
F-105F		97	-	-	-	42	55	-	-	-	-	-	-
F-106A		221	-	-	-	-	-	-	-	52	122	47	-
F-106B		55	-	-	-	-	-	-	-	12	32	11	-
F-111A		50	31	10	5	4	-	-	-	-	-	-	-
YAT-28E		1	-	-	-	-	-	-	-	-	-	-	1
RECONNAISSANCE-TOTAL	109.3	1,245	94	125	106	91	13	11	49	3	3	750	
RB-45C		1	-	-	-	-	-	-	-	-	-	-	1
RB-47E		75	-	-	-	-	-	-	-	-	-	-	75
RB-47E		71	-	-	-	-	-	-	-	-	-	-	71
WB-47E		28	-	-	-	-	-	-	-	-	-	-	28
EB-47H		3	-	-	-	-	-	-	-	-	-	-	3
RB-47H		25	-	-	-	-	-	-	-	-	-	-	25
RB-47K		12	-	-	-	-	-	-	-	-	-	-	12
EB-47L		36	-	-	-	-	-	-	-	-	-	-	36
WB-50D		1	-	-	-	-	-	-	-	-	-	-	1
RB-50F		1	-	-	-	-	-	-	-	-	-	-	1
EB-57A		12	-	-	-	-	-	-	-	-	-	-	12
RB-57A		1	-	-	-	-	-	-	-	-	-	-	1
EB-57B		9	-	-	-	-	-	-	-	-	-	-	9
RB-57C		6	-	-	-	-	-	-	-	-	-	-	6
EB-57D		9	-	-	-	-	-	-	-	-	-	-	9
EB-57E		27	-	-	-	-	-	-	-	-	-	-	27
RB-57E		5	-	-	-	-	-	-	-	-	-	-	5
RB-57F		19	-	3	3	11	2	-	-	-	-	-	-
EB-66B		13	-	-	-	-	-	-	-	-	-	-	13
RB-66B		46	-	-	-	-	-	-	-	-	-	-	46
EB-66C		13	-	-	-	-	-	-	-	-	-	-	13
WB-66D		11	-	-	-	-	-	-	-	-	-	-	11
EB-66E		25	-	-	-	-	-	-	-	-	-	-	25
EC-47D		9	-	-	-	-	-	-	-	-	-	-	9
EC-47N		25	-	-	-	-	-	-	-	-	-	-	25
EC-47P		25	-	-	-	-	-	-	-	-	-	-	25
EC-47Q		11	-	-	-	-	-	-	-	-	-	-	11
EC-54D		1	-	-	-	-	-	-	-	-	-	-	1
EC-121D		43	-	-	-	-	-	-	-	-	-	-	43
EC-121H		27	-	-	-	-	-	-	6	-	-	-	21
EC-121K		1	-	-	1	-	-	-	-	-	-	-	-
EC-121P		3	-	-	3	-	-	-	-	-	-	-	-
EC-121Q		4	-	-	-	-	-	-	-	-	-	-	4

DOWNGRADED TO:
UNCLASSIFIED AFTER 1 YEAR

TABLE 39 - AGE (IN MONTHS) DISTRIBUTION OF USAF AIRCRAFT BY MISSION, DESIGN, AND SERIES, WORLD-WIDE - 30 JUN 1968 (CONTINUED)

AIRCRAFT BY MISSION AND DESIGN	AV-ERAGE AGE IN MONTHS	AIR-CRAFT TOTAL	AIRCRAFT BY AGE (IN MONTHS)									
			0 thru 12	13 thru 24	25 thru 36	37 thru 48	49 thru 60	61 thru 72	73 thru 84	85 thru 96	97 thru 108	109 and Older
RECONNAISSANCE												
<i>(Continued)</i>												
RC-121R		30	-	30	-	-	-	-	-	-	-	-
RC-130A		16	-	-	-	-	-	-	-	-	-	13
WC-130A		3	-	-	-	-	-	-	-	-	-	3
WC-130B		5	-	-	-	-	-	-	5	-	-	-
WC-130E		6	-	-	-	3	-	-	2	1	-	-
EC-135A		6	-	-	-	-	-	-	-	6	-	-
RC-135A		4	-	-	4	-	-	-	-	-	-	-
WC-135B		10	-	-	-	-	-	-	-	10	-	-
EC-135C		14	-	-	-	11	3	-	-	-	-	-
RC-135C		10	-	-	-	9	1	-	-	-	-	-
RC-135D		3	-	-	-	-	-	-	-	1	2	-
RC-135E		1	-	-	-	-	-	-	1	-	-	-
EC-135G		4	-	-	-	-	4	-	-	-	-	-
EC-135H		5	-	-	-	-	-	-	-	5	-	-
EC-135J		3	-	-	-	3	-	-	-	-	-	-
EC-135K		1	-	-	-	-	-	-	-	-	-	1
EC-135L		8	-	-	-	-	-	-	-	8	-	-
RC-135M		6	-	-	-	-	-	-	2	4	-	-
EC-135N		8	-	-	-	-	-	-	-	8	-	-
EC-135P		5	-	-	-	-	-	-	-	-	1	-
RC-135S		1	-	-	-	-	-	-	-	-	-	5
RF-4C		306	64	92	94	54	2	-	-	-	-	-
YRF-4C		2	-	-	-	-	1	1	-	-	-	-
RF-101A		16	-	-	-	-	-	-	-	-	-	16
RF-101C		72	-	-	-	-	-	-	-	-	-	72
RF-101G		28	-	-	-	-	-	-	-	-	-	28
RF-101H		31	-	-	-	-	-	-	-	-	-	31
RF-111D		1	-	-	1	-	-	-	-	-	-	-
ET-29D		12	-	-	-	-	-	-	-	-	-	12
OV-10A		30	30	-	-	-	-	-	-	-	-	-
SEARCH AND RESCUE												
TOTAL	118.1	125	-	21	36	6	-	-	-	-	-	62
HC-47A		11	-	-	-	-	-	-	-	-	-	11
HC-47D		1	-	-	-	-	-	-	-	-	-	1
HC-54D		2	-	-	-	-	-	-	-	-	-	2
HC-97G		9	-	-	-	-	-	-	-	-	-	9
HC-130H		43	-	1	36	6	-	-	-	-	-	-
HC-130P		20	-	20	-	-	-	-	-	-	-	-
HU-16A		9	-	-	-	-	-	-	-	-	-	9
HU-16B		30	-	-	-	-	-	-	-	-	-	30
SPECIAL RESEARCH												
TOTAL	36.1	9	2	1	4	-	-	-	-	1	1	-
XV-4A		1	-	1	-	-	-	-	-	-	-	-
XV-6A		4	-	-	4	-	-	-	-	-	-	-
X-15A		2	-	-	-	-	-	-	-	1	1	-
X-25A		1	1	-	-	-	-	-	-	-	-	-
X-25B		1	1	-	-	-	-	-	-	-	-	-
CARGO - TOTAL												
VC-6A	148.8	2,598	55	222	106	96	148	81	71	34	51	1,734
C-7A		1	1	113	1	-	-	-	8	5	-	-

DOWNGRADED TO:
UNCLASSIFIED AFTER 1 YEAR

TABLE 39 - AGE (IN MONTHS) DISTRIBUTION OF USAF AIRCRAFT BY MISSION, DESIGN, AND SERIES, WORLD-WIDE - 30 JUN 1968 (CONTINUED)

AIRCRAFT BY MISSION AND DESIGN	AV-ERAGE AGE IN MONTHS	AIR-CRAFT TOTAL	AIRCRAFT BY AGE (IN MONTHS)										
			0 thru 12	13 thru 24	25 thru 36	37 thru 48	49 thru 60	61 thru 72	73 thru 84	85 thru 96	97 thru 108	109 and Older	
CARGO (Continued)													
YC-7A.		5	-	-	-	-	-	-	-	-	-	5	-
C-46D.		1	-	-	-	-	-	-	-	-	-	-	1
C-47A.		73	-	-	-	-	-	-	-	-	-	-	73
VC-47A.		28	-	-	-	-	-	-	-	-	-	-	28
VC-47B.		4	-	-	-	-	-	-	-	-	-	-	4
C-47D.		166	-	-	-	-	-	-	-	-	-	-	166
AC-47D.		36	-	-	-	-	-	-	-	-	-	-	36
VC-47D.		82	-	-	-	-	-	-	-	-	-	-	82
C-54D.		36	-	-	-	-	-	-	-	-	-	-	36
VC-54D.		7	-	-	-	-	-	-	-	-	-	-	7
C-54E.		25	-	-	-	-	-	-	-	-	-	-	25
C-54G.		43	-	-	-	-	-	-	-	-	-	-	43
VC-54G.		12	-	-	-	-	-	-	-	-	-	-	12
C-54M.		13	-	-	-	-	-	-	-	-	-	-	13
C-97D.		5	-	-	-	-	-	-	-	-	-	-	5
C-97F.		2	-	-	-	-	-	-	-	-	-	-	2
C-97G.		62	-	-	-	-	-	-	-	-	-	-	62
C-97K.		23	-	-	-	-	-	-	-	-	-	-	23
C-117A.		4	-	-	-	-	-	-	-	-	-	-	4
VC-117A.		1	-	-	-	-	-	-	-	-	-	-	1
C-117B.		7	-	-	-	-	-	-	-	-	-	-	7
VC-117B.		1	-	-	-	-	-	-	-	-	-	-	1
C-117C.		4	-	-	-	-	-	-	-	-	-	-	4
C-118A.		52	-	-	-	-	-	-	-	-	-	-	52
VC-118A.		43	-	-	-	-	-	-	-	-	-	-	43
C-119C.		84	-	-	-	-	-	-	-	-	-	-	84
C-119G.		53	-	-	-	-	-	-	-	-	-	-	53
C-119J.		18	-	-	-	-	-	-	-	-	-	-	18
YC-119K.		1	-	-	-	-	-	-	-	-	-	-	1
C-121C.		4	-	-	-	-	-	-	-	-	-	-	4
C-121D.		1	-	-	-	-	-	-	-	-	-	-	1
C-121G.		18	-	-	-	-	-	-	1	-	-	-	18
C-123B.		38	-	-	-	-	-	-	-	-	-	-	38
C-123K.		119	-	-	-	-	-	-	-	-	-	-	119
C-124C.		188	-	-	-	-	-	-	-	-	-	-	188
C-130A.		150	-	-	-	-	-	-	-	-	-	-	150
DC-130A.		5	-	-	-	-	-	-	-	-	-	-	5
C-130B.		109	-	-	-	-	-	-	-	37	-	37	14
C-130D.		13	-	-	-	-	-	-	-	21	-	-	13
C-130E.		299	-	-	17	70	141	67	3	1	-	-	-
DC-130E.		4	-	-	-	-	-	-	3	1	-	-	-
C-131A.		24	-	-	-	-	-	-	-	-	-	-	24
VC-131A.		6	-	-	-	-	-	-	-	-	-	-	6
C-131B.		35	-	-	-	-	-	-	-	-	-	-	35
C-131D.		26	-	-	-	-	-	-	-	-	-	-	26
VC-131D.		2	-	-	-	-	-	-	-	-	-	-	2
C-131E.		7	-	-	-	-	-	-	-	-	-	-	7
VC-131H.		4	-	-	-	-	-	-	-	-	-	1	4
C-133A.		26	-	-	-	-	-	-	-	-	-	1	25
C-133B.		15	-	-	-	-	-	-	-	7	-	8	-
C-135A.		6	-	-	-	-	-	-	-	-	-	-	-
C-135B.		11	-	-	-	-	-	-	6	-	-	-	-
VC-137B.		3	-	-	-	-	-	-	-	11	-	-	-
VC-137C.		1	-	-	-	-	-	1	-	-	-	-	3
C-140A.		4	-	-	-	-	-	4	-	-	-	-	-
C-140B.		5	-	-	-	-	1	4	-	-	-	-	-

DOWNGRADED TO:
UNCLASSIFIED AFTER 1 YEAR

TABLE 39 - AGE (IN MONTHS) DISTRIBUTION OF USAF AIRCRAFT BY MISSION, DESIGN, AND SERIES, WORLD-WIDE - 30 JUN 1968 (CONTINUED)

AIRCRAFT BY MISSION AND DESIGN	AV-ERAGE AGE IN MONTHS	AIR-CRAFT TOTAL	AIRCRAFT BY AGE (IN MONTHS)										
			0 thru 12	13 thru 24	25 thru 36	37 thru 48	49 thru 60	61 thru 72	73 thru 84	85 thru 96	97 thru 108	109 and Older	
CARGO (Continued)													
VC-140B		6	-	-	-	-	-	-	2	4	-	-	-
C-141A		281	54	109	86	26	6	-	-	-	-	-	-
XC-142A		2	-	-	2	-	-	-	-	-	-	-	-
CT-29A		3	-	-	-	-	-	-	-	-	-	-	3
VT-29A		22	-	-	-	-	-	-	-	-	-	-	22
VT-29B		61	-	-	-	-	-	-	-	-	-	-	61
VT-29C		28	-	-	-	-	-	-	-	-	-	-	28
VT-29D		53	-	-	-	-	-	-	-	-	-	-	53
TRAINER - TOTAL	98.2	3,240	174	182	167	326	156	189	214	116	193	1,523	
TB-57C		1	-	-	-	-	-	-	-	-	-	-	1
TB-57E		1	-	-	-	-	-	-	-	-	-	-	1
TB-58A		8	-	-	-	-	-	-	-	-	-	-	8
TC-47D		11	-	-	-	-	-	-	-	-	-	-	11
TC-54D		4	-	-	-	-	-	-	-	-	-	-	4
T-28A		54	-	-	-	-	-	-	-	-	-	-	54
T-28D		23	-	-	-	-	-	-	-	-	-	-	23
T-29A		17	-	-	-	-	-	-	-	-	-	-	17
T-29B		20	-	-	-	-	-	-	-	-	-	-	20
T-29C		79	-	-	-	-	-	-	-	-	-	-	79
T-29D		24	-	-	-	-	-	-	-	-	-	-	24
T-33A		979	-	-	-	-	-	-	-	-	23	-	956
DT-33A		9	-	-	-	-	-	-	-	-	-	-	9
T-33B		1	-	-	-	-	-	-	-	-	-	-	1
T-34A		60	-	-	-	-	-	-	-	-	-	-	60
T-37B		698	45	38	28	34	-	5	50	79	164	-	255
T-38A		867	78	114	139	134	136	127	110	23	6	-	-
T-39A		136	-	-	-	-	20	57	53	6	-	-	-
T-39B		6	-	-	-	-	-	-	-	6	-	-	-
T-39F		3	-	-	-	-	-	-	1	2	-	-	-
T-41A		192	4	30	-	158	-	-	-	-	-	-	-
T-41C		45	45	-	-	-	-	-	-	-	-	-	-
T-41D		2	2	-	-	-	-	-	-	-	-	-	-
HELICOPTER - TOTAL													
TH-1F	75.8	27	5	22	-	-	-	-	-	-	-	-	-
UH-1F		112	-	32	45	33	2	-	-	-	-	-	-
CH-3B		6	-	-	-	-	-	6	-	-	-	-	-
CH-3C		21	-	-	8	5	8	-	-	-	-	-	-
CH-3E		45	11	17	5	4	8	-	-	-	-	-	-
HH-3E		26	7	8	8	3	-	-	-	-	-	-	-
CH-13E		3	-	-	-	-	-	-	-	-	-	-	3
HH-19B		23	-	-	-	-	-	-	-	-	-	-	23
UH-19B		50	-	-	-	-	-	-	-	-	-	-	50
UH-19D		1	-	-	-	-	-	-	-	-	-	-	1
CH-21B		35	-	-	-	-	-	-	-	-	-	-	35
HH-21B		13	-	-	-	-	-	-	-	-	-	-	13
HH-43B		149	-	-	-	2	11	40	16	46	34	-	-
HH-43F		7	-	-	-	1	5	1	-	-	-	-	-
HH-53B		8	3	5	-	-	-	-	-	-	-	-	-

DOWNGRADED TO:
UNCLASSIFIED AFTER 1 YEAR

TABLE 39 - AGE (IN MONTHS) DISTRIBUTION OF USAF AIRCRAFT BY MISSION, DESIGN, AND SERIES, WORLD-WIDE - 30 JUN 1968 (CONTINUED)

AIRCRAFT BY MISSION AND DESIGN	AV-ERAGE AGE IN MONTHS	AIR-CRAFT TOTAL	AIRCRAFT BY AGE (IN MONTHS)									
			0 thru 12	13 thru 24	25 thru 36	37 thru 48	49 thru 60	61 thru 72	73 thru 84	85 thru 96	97 thru 108	109 and Older
ATTACK - TOTAL	<u>81.3</u>	<u>108</u>	<u>31</u>	<u>2</u>	-	<u>27</u>	<u>1</u>	<u>2</u>	-	-	-	<u>42</u>
A-3E		1	1	-	-	-	-	-	-	-	-	-
A-7D		2	2	-	-	-	-	-	-	-	-	-
A-26A		28	-	-	-	27	1	-	-	-	-	-
A-37A		31	26	5	-	-	-	-	-	-	-	-
YA-37A		2	-	-	-	-	-	2	-	-	-	-
A-37B		2	2	-	-	-	-	-	-	-	-	-
AC-119G		4	-	-	-	-	-	-	-	-	-	4
AT-33A		38	-	-	-	-	-	-	-	-	-	38
UTILITY - TOTAL	<u>103.6</u>	<u>738</u>	<u>145</u>	<u>73</u>	-	-	<u>17</u>	<u>7</u>	<u>14</u>	<u>30</u>	-	<u>452</u>
UC-123		27	-	-	-	-	-	-	-	-	-	27
O-1E		71	-	-	-	-	-	-	-	-	-	71
O-1F		38	-	1	-	-	-	-	-	-	-	37
O-1G		87	-	-	-	-	-	-	-	-	-	87
O-2A		163	133	30	-	-	-	-	-	-	-	-
O-2B		31	2	29	-	-	-	-	-	-	-	-
U-1A		3	-	-	-	-	-	-	-	-	-	3
U-3A		152	-	-	-	-	-	-	-	-	-	152
U-3B		30	-	-	-	-	-	-	-	30	-	-
U-4A		2	-	-	-	-	-	-	-	-	-	2
U-4B		2	-	-	-	-	-	-	-	-	-	2
U-6A		39	-	-	-	-	-	-	-	-	-	39
U-7A		7	1	-	-	-	-	-	-	-	-	6
U-10A		5	-	-	-	-	-	-	5	-	-	-
U-10B		33	-	-	-	-	17	7	9	-	-	-
U-10D		19	6	13	-	-	-	-	-	-	-	-
U-17B		3	3	-	-	-	-	-	-	-	-	-
U-18A		6	-	-	-	-	-	-	-	-	-	6
U-18B		17	-	-	-	-	-	-	-	-	-	17
U-18C		3	-	-	-	-	-	-	-	-	-	3

Source: Data Applications Division, Data Services Center, Comptroller of the Air Force

DOWNGRADED TO:
UNCLASSIFIED AFTER 1 YEAR

TABLE 40 - AGE (IN MONTHS) DISTRIBUTION OF USAF MISSILES BY MISSION AND DESIGN,
WORLD-WIDE - 30 JUNE 1968

MISSION AND DESIGN	AV- ERAGE AGE IN MONTHS	MIS- SILE TOTAL	MISSILES BY AGE (IN MONTHS)									
			0 thru 12	13 thru 24	25 thru 36	37 thru 48	49 thru 60	61 thru 72	73 thru 84	85 thru 96	97 thru 108	109 and Older
TOTAL	63.5	2,734	96	231	126	204	410	350	728	455	85	49
CIM-10A		42	-	-	-	-	-	-	-	9	33	-
CIM-10B		225	-	-	-	-	-	17	177	31	-	-
MGM-13A		55	-	-	-	-	-	-	-	-	12	43
CGM-13B		79	-	-	-	-	-	-	27	34	18	-
CGM-16D		2	-	-	-	-	2	-	-	-	-	-
CGM-16E		37	-	-	-	-	2	2	5	28	-	-
HGM-16F		80	-	-	-	-	2	18	59	1	-	-
PGM-17A		8	-	-	-	-	-	-	-	-	2	6
ADM-20C		445	-	-	-	-	-	-	245	200	-	-
HGM-25A		2	-	-	-	-	2	-	-	-	-	-
LGM-25C		72	-	6	7	9	23	26	1	-	-	-
AGM-28A		195	-	-	-	-	-	-	25	150	20	-
AGM-28B		365	-	-	-	-	-	176	188	1	-	-
LGM-30A		95	-	-	-	-	3	91	1	-	-	-
LGM-30B		591	-	-	-	194	376	20	-	1	-	-
LGM-30F		441	96	225	119	1	-	-	-	-	-	-

Source: Data Applications Division, Data Services Center, Comptroller of the Air Force

TABLE 41 - AGE (IN MONTHS) DISTRIBUTION OF USAF DRONES BY MISSION AND DESIGN,
WORLD-WIDE - 30 JUNE 1968

MISSION AND DESIGN	AV- ERAGE AGE IN MONTHS	DRONE TOTAL	DRONES BY AGE (IN MONTHS)									
			0 thru 12	13 thru 24	25 thru 36	37 thru 48	49 thru 60	61 thru 72	73 thru 84	85 thru 96	97 thru 108	109 and Older
TOTAL	14.7	292	172	101	5	2	2	-	1	1	-	8
QB-47E		2	-	-	-	-	-	-	-	-	-	2
QF-104A		6	-	-	-	-	-	-	-	-	-	6
BQM-34A		283	171	101	5	2	2	-	1	1	-	-
BQM-34D		1	1	-	-	-	-	-	-	-	-	-

Source: Data Applications Division, Data Services Center,
Comptroller of the Air Force

DOWNGRADED TO:
UNCLASSIFIED AFTER 1 YEAR

TABLE 42 - USAF AND COMPONENT AIRCRAFT GAINS AND LOSSES BY MISSION,

MISSION, DESIGN, AND SERIES	GAINS					Not Beyond Economic Repair								
	Total	Pro- duc- tion	From MAP, USA, and USN	From Oth- er	Redes- igna- tion	Total	Redes- igna- tion	Conv. of Serial Number	Obso- lete	Recla- ma- tion	Transfer and Diversion			
											MAP	USA	USN	Other
TOTAL	2,041	822	74	173	976	2,103	970	-	16	322	98	38	2	257
BOMBER - TOTAL . . .	31	-	-	3	28	250	31	-	-	207	-	-	-	3
B-26B	1	-	-	-	1	-	-	-	-	-	-	-	-	-
B-47B	1	-	-	-	1	-	-	-	-	-	-	-	-	-
JB-47B	-	-	-	-	-	1	1	-	-	-	-	-	-	-
B-47E	2	-	-	-	2	206	1	-	-	205	-	-	-	-
JB-47E	-	-	-	-	-	2	2	-	-	-	-	-	-	-
B-50D	1	-	-	-	1	-	-	-	-	-	-	-	-	-
JB-50D	-	-	-	-	-	1	1	-	-	-	-	-	-	-
B-52B	-	-	-	-	-	2	1	-	-	1	-	-	-	-
B-52C	1	-	-	-	1	1	1	-	-	-	-	-	-	-
B-52D	3	-	-	-	3	6	3	-	-	-	-	-	-	-
B-52E	3	-	-	-	3	6	6	-	-	-	-	-	-	-
NB-52E	2	-	-	-	2	-	-	-	-	-	-	-	-	-
B-52F	3	-	-	1	2	4	2	-	-	-	-	-	-	1
JB-52F	1	-	-	-	1	1	1	-	-	-	-	-	-	-
B-52G	3	-	-	1	2	2	1	-	-	-	-	-	-	-
JB-52G	-	-	-	-	-	1	1	-	-	-	-	-	-	-
B-52H	1	-	-	-	1	4	3	-	-	-	-	-	-	1
JB-52H	2	-	-	-	2	-	-	-	-	-	-	-	-	-
B-57B	3	-	-	-	3	3	-	-	-	-	-	-	-	-
JB-57B	-	-	-	-	-	3	3	-	-	-	-	-	-	-
B-57C	1	-	-	-	1	-	-	-	-	-	-	-	-	-
JB-57C	-	-	-	-	-	1	1	-	-	-	-	-	-	-
B-57E	2	-	-	-	2	1	1	-	-	-	-	-	-	-
JB-57E	-	-	-	-	-	2	2	-	-	-	-	-	-	-
B-58A	1	-	-	1	-	2	-	-	-	-	-	-	-	1
NB-58A	-	-	-	-	-	1	-	-	-	1	-	-	-	-
TANKER - TOTAL . . .	69	-	-	-	69	75	73	-	-	1	-	-	-	-
KC-97F	-	-	-	-	-	1	1	-	-	1	-	-	-	-
KC-97G	1	-	-	-	1	2	1	-	-	1	-	-	-	-
KC-135A	9	-	-	-	9	61	61	-	-	-	-	-	-	-
JKC-135A	2	-	-	-	2	9	9	-	-	-	-	-	-	-
KC-135E	1	-	-	-	1	1	1	-	-	-	-	-	-	-
KC-135Q	56	-	-	-	56	-	-	-	-	-	-	-	-	-
KC-135R	-	-	-	-	-	1	-	-	-	-	-	-	-	-
FIGHTER - TOTAL . . .	615	307	61	72	175	543	182	-	15	21	27	2	-	72
A-1E	27	-	1	11	15	14	-	-	6	-	-	-	-	1
A-1G	9	-	1	8	-	1	-	-	-	-	-	-	-	-
A-1H	52	-	40	12	-	9	-	-	9	-	-	-	-	-
A-1J	10	-	10	-	-	-	-	-	-	-	-	-	-	-
F-4A	1	-	1	-	-	1	-	-	-	-	-	-	-	1

DESIGN, AND SERIES, WORLD-WIDE SEMIANNUALLY - FY 1968

LOSSES											MISSION, DESIGN, AND SERIES
Beyond Economic Repair											
Accidents		Museum or School	Natural Phenomena	Tested to De- struc- tion	Op Combat Mission			Enemy Action Non- Combat Mission	Abandon- ment Enemy Action	Destroyed or Impounded	
Flying	Ground				Enemy Action	Flying Acci- dent	Cause Unknown				
1967 Through 31 December 1967											
112	17	18	2	5	137	62	30	2	3	9	TOTAL
2	-	-	-	1	2	4	-	-	-	-	BOMBER - TOTAL
-	-	-	-	-	-	-	-	-	-	-	B-26B
-	-	-	-	-	-	-	-	-	-	-	B-47B
-	-	-	-	-	-	-	-	-	-	-	JB-47B
-	-	-	-	-	-	-	-	-	-	-	B-47E
-	-	-	-	-	-	-	-	-	-	-	JB-47E
-	-	-	-	-	-	-	-	-	-	-	B-50D
-	-	-	-	-	-	-	-	-	-	-	JB-50D
-	-	-	-	-	-	-	-	-	-	-	B-52B
-	-	-	-	-	-	-	-	-	-	-	B-52C
-	-	-	-	-	-	3	-	-	-	-	B-52D
-	-	-	-	-	-	-	-	-	-	-	B-52E
-	-	-	-	-	-	-	-	-	-	-	NB-52E
-	-	-	-	1	-	-	-	-	-	-	B-52F
-	-	-	-	-	-	-	-	-	-	-	JB-52F
1	-	-	-	-	-	-	-	-	-	-	B-52G
-	-	-	-	-	-	-	-	-	-	-	JB-52G
-	-	-	-	-	-	-	-	-	-	-	B-52H
-	-	-	-	-	-	-	-	-	-	-	JB-52H
-	-	-	-	-	2	1	-	-	-	-	B-57B
-	-	-	-	-	-	-	-	-	-	-	JB-57B
-	-	-	-	-	-	-	-	-	-	-	B-57C
-	-	-	-	-	-	-	-	-	-	-	JB-57C
-	-	-	-	-	-	-	-	-	-	-	B-57E
-	-	-	-	-	-	-	-	-	-	-	JB-57E
1	-	-	-	-	-	-	-	-	-	-	B-58A
-	-	-	-	-	-	-	-	-	-	-	NB-58A
1	-	-	-	-	-	-	-	-	-	-	TANKER - TOTAL
-	-	-	-	-	-	-	-	-	-	-	KC-97F
-	-	-	-	-	-	-	-	-	-	-	KC-97G
-	-	-	-	-	-	-	-	-	-	-	KC-135A
-	-	-	-	-	-	-	-	-	-	-	JKC-135A
-	-	-	-	-	-	-	-	-	-	-	KC-135E
1	-	-	-	-	-	-	-	-	-	-	KC-135Q
-	-	-	-	-	-	-	-	-	-	-	KC-135R
53	7	6	-	-	98	36	18	-	-	6	FIGHTER - TOTAL
3	-	-	-	-	3	-	1	-	-	-	A-1E
1	-	-	-	-	-	-	-	-	-	-	A-1G
-	-	-	-	-	-	-	-	-	-	-	A-1H
-	-	-	-	-	-	-	-	-	-	-	A-1J
-	-	-	-	-	-	-	-	-	-	-	F-4A

DOWNGRADED TO:
UNCLASSIFIED AFTER 1 YEAR

TABLE 42 - USAF AND COMPONENT AIRCRAFT GAINS AND LOSSES BY MISSION,

MISSION, DESIGN, AND SERIES	GAINS					Not Beyond Economic Repair								
	Total	Pro- duc- tion	From MAP, USA, and USN	From Oth- er	Redes- igna- tion	Total	Redes- igna- tion	Conv. of Serial Number	Obso- lete	Recla- ma- tion	Transfer and Diversion			
											MAP	USA	USN	Other
FIRST HALF FY 1968 (1 July)														
FIGHTER (Continued)														
F-4C	11	-	-	1	10	50	2	-	-	-	-	-	-	
JF-4C	1	-	-	-	1	9	9	-	-	-	-	-	-	
F-4D	204	199	-	1	4	27	3	-	-	-	-	-	-	
JF-4D	3	-	-	-	3	4	4	-	-	-	-	-	-	
F-4E	28	28	-	-	-	-	-	-	-	-	-	-	-	
F-5A	62	61	-	-	1	77	2	-	-	-	20	-	55	
YF-5A	-	-	-	-	-	1	-	-	-	-	-	-	1	
F-5B	9	7	-	-	2	8	-	-	-	-	3	-	5	
F-5C	2	-	-	-	2	4	1	-	-	-	3	-	-	
F-5D	-	-	-	-	-	3	2	-	-	-	1	-	-	
F-84F	-	-	-	-	-	4	1	-	-	-	-	-	-	
F-84G	-	-	-	-	-	1	-	-	-	1	-	-	-	
F-86F	18	-	8	10	-	12	-	-	-	12	-	-	-	
F-86H	-	-	-	-	-	1	-	-	-	-	-	-	-	
F-86L	-	-	-	-	-	2	-	-	-	1	-	-	1	
F-89J	-	-	-	-	-	7	-	-	-	-	-	2	-	
F-100A	1	-	-	-	1	1	-	-	-	1	-	-	-	
F-100C	20	-	-	13	7	20	2	-	-	-	-	-	-	
JDF-100C	-	-	-	-	-	1	1	-	-	-	-	-	-	
JF-100C	2	-	-	-	2	6	6	-	-	-	-	-	-	
F-100D	15	-	-	2	13	26	2	-	-	1	-	-	3	
JF-100D	-	-	-	-	-	10	9	-	-	-	-	-	-	
F-100F	15	-	-	-	15	10	3	-	-	-	-	-	-	
JF-100F	1	-	-	-	1	13	13	-	-	-	-	-	-	
F-101A	3	-	-	-	3	16	16	-	-	-	-	-	-	
NF-101A	-	-	-	-	-	1	-	-	-	1	-	-	-	
F-101B	12	-	-	-	12	7	3	-	-	-	-	-	-	
JF-101B	1	-	-	-	1	9	9	-	-	-	-	-	-	
TF-101B	1	-	-	-	1	3	3	-	-	-	-	-	-	
JTF-101B	-	-	-	-	-	1	1	-	-	-	-	-	-	
F-101C	1	-	-	-	1	15	15	-	-	-	-	-	-	
F-101F	3	-	-	-	3	5	4	-	-	-	-	-	-	
TF-101F	5	-	-	-	5	1	1	-	-	-	-	-	-	
F-102A	4	-	-	-	4	5	1	-	-	-	-	-	1	
JF-102A	-	-	-	-	-	3	3	-	-	-	-	-	-	
TF-102A	2	-	-	-	2	3	1	-	-	-	-	-	1	
JTF-102A	-	-	-	-	-	1	1	-	-	-	-	-	-	
NTF-102A	1	-	-	1	-	1	-	-	-	-	-	-	1	
F-104A	6	-	-	-	6	3	2	-	-	-	-	-	1	
JF-104A	1	-	-	-	1	6	6	-	-	-	-	-	-	
NF-104A	1	-	-	-	1	-	-	-	-	-	-	-	-	
F-104B	4	-	-	-	4	-	-	-	-	-	-	-	-	
JF-104B	-	-	-	-	-	4	4	-	-	-	-	-	-	
F-104C	7	-	-	-	7	5	5	-	-	-	-	-	-	
JF-104C	5	-	-	-	5	7	7	-	-	-	-	-	-	
F-104D	5	-	-	-	5	5	3	-	-	1	-	-	1	
JF-104D	3	-	-	-	3	5	5	-	-	-	-	-	-	

DOWNGRADED TO:
UNCLASSIFIED AFTER 1 YEAR

DESIGN, AND SERIES, WORLD-WIDE SEMIANNUALLY - FY 1968 (CONTINUED)

LOSSES											MISSION, DESIGN, AND SERIES
Beyond Economic Repair											
Accidents		Museum or School	Natural Phenomena	Tested to De- struc- tion	On Combat Mission			Enemy Action Non- Combat Mission	Abandon- ment Enemy Action	Destroyed or Impounded	
Flying	Ground				Enemy Action	Flying Acci- dent	Cause Unknown				
1967 through 31 December 1967											
4	3	-	-	-	23	9	3	-	-	6	FIGHTER (Continued)
-	-	-	-	-	-	-	-	-	-	-	F-4C
6	1	-	-	-	14	3	-	-	-	-	JF-4C
-	-	-	-	-	-	-	-	-	-	-	F-4D
-	-	-	-	-	-	-	-	-	-	-	JF-4D
-	-	-	-	-	-	-	-	-	-	-	F-4E
-	-	-	-	-	-	-	-	-	-	-	F-5A
-	-	-	-	-	-	-	-	-	-	-	YF-5A
-	-	-	-	-	-	-	-	-	-	-	F-5B
-	-	-	-	-	-	-	-	-	-	-	F-5C
-	-	-	-	-	-	-	-	-	-	-	F-5D
3	-	-	-	-	-	-	-	-	-	-	F-84F
-	-	-	-	-	-	-	-	-	-	-	F-84G
-	-	-	-	-	-	-	-	-	-	-	F-86F
1	-	-	-	-	-	-	-	-	-	-	F-86H
-	-	5	-	-	-	-	-	-	-	-	F-86L
-	-	-	-	-	-	-	-	-	-	-	F-89J
-	-	-	-	-	-	-	13	-	-	-	F-100A
5	-	-	-	-	-	-	-	-	-	-	F-100C
-	-	-	-	-	-	-	-	-	-	-	JDF-100C
10	1	-	-	-	1	8	-	-	-	-	JF-100C
1	-	-	-	-	-	-	-	-	-	-	F-100D
2	-	-	-	-	4	1	-	-	-	-	JF-100D
-	-	-	-	-	-	-	-	-	-	-	F-100F
-	-	-	-	-	-	-	-	-	-	-	JF-100F
-	-	-	-	-	-	-	-	-	-	-	F-101A
-	-	-	-	-	-	-	-	-	-	-	NF-101A
4	-	-	-	-	-	-	-	-	-	-	F-101B
-	-	-	-	-	-	-	-	-	-	-	JF-101B
-	-	-	-	-	-	-	-	-	-	-	TF-101B
-	-	-	-	-	-	-	-	-	-	-	JTF-101B
-	1	-	-	-	-	-	-	-	-	-	F-101C
-	-	-	-	-	-	-	-	-	-	-	F-101F
3	-	-	-	-	-	-	-	-	-	-	TF-101F
-	-	-	-	-	-	-	-	-	-	-	F-102A
-	1	-	-	-	-	-	-	-	-	-	JF-102A
-	-	-	-	-	-	-	-	-	-	-	TF-102A
-	-	-	-	-	-	-	-	-	-	-	JTF-102A
-	-	-	-	-	-	-	-	-	-	-	NTF-102A
-	-	-	-	-	-	-	-	-	-	-	F-104A
-	-	-	-	-	-	-	-	-	-	-	JF-104A
-	-	-	-	-	-	-	-	-	-	-	NF-104A
-	-	-	-	-	-	-	-	-	-	-	F-104B
-	-	-	-	-	-	-	-	-	-	-	JF-104B
-	-	-	-	-	-	-	-	-	-	-	F-104C
-	-	-	-	-	-	-	-	-	-	-	JF-104C
-	-	-	-	-	-	-	-	-	-	-	F-104D
-	-	-	-	-	-	-	-	-	-	-	JF-104D

DOWNGRADED TO:
UNCLASSIFIED AFTER 1 YEAR

TABLE 42 - USAF AND COMPONENT AIRCRAFT GAINS AND LOSSES BY MISSION,

MISSION, DESIGN, AND SERIES	GAINS						Not Beyond Economic Repair							
	Total	Pro-duction	From MAP, USA, and USN	From Oth-er	Redes-ignation	Total	Redes-ignation	Conv. of Serial Number	Obso-lete	Recla-mation	Transfer and Diversion			
											MAP	USA	USN	Other
FIRST HALF FY 1968 (1 July														
FIGHTER (Continued)														
F-104G	10	-	-	10	-	2	-	-	-	-	-	-	-	-
TF-104G	3	-	-	3	-	-	-	-	-	-	-	-	-	-
F-105D	12	-	-	-	12	70	2	-	-	-	-	-	-	-
JF-105D	1	-	-	-	1	10	10	-	-	1	-	-	-	-
F-105F	3	-	-	-	3	10	2	-	-	-	-	-	-	-
JF-105F	-	-	-	-	-	2	2	-	-	-	-	-	-	-
F-106A	3	-	-	-	3	2	-	-	-	1	-	-	-	-
JF-106A	-	-	-	-	-	2	2	-	-	-	-	-	-	-
NF-106A	-	-	-	-	-	1	-	-	-	-	-	-	-	-
F-106B	4	-	-	-	4	4	4	-	-	-	-	-	-	-
JF-106B	1	-	-	-	1	3	3	-	-	-	-	-	-	-
NF-106B	2	-	-	-	2	1	1	-	-	-	-	-	-	-
F-111A	18	12	-	-	6	4	2	-	-	1	-	-	-	-
JF-111A	2	-	-	-	2	4	4	-	-	-	-	-	-	-
RECONNAISSANCE														
TOTAL	193	43	3	2	142	174	118			17	2		1	4
EA-1E	2	-	1	1	-	16	15	-	-	-	-	-	1	-
EB-47E	1	-	-	-	1	-	-	-	-	-	-	-	-	-
WB-47E	1	-	-	1	-	1	-	-	-	1	-	-	-	-
RB-50F	-	-	-	-	-	15	-	-	-	15	-	-	-	-
RB-57A	1	-	-	-	1	-	-	-	-	-	-	-	-	-
JRB-57A	-	-	-	-	-	1	1	-	-	-	-	-	-	-
RB-57D	2	-	-	-	2	-	-	-	-	-	-	-	-	-
RB-57D	-	-	-	-	-	2	2	-	-	-	-	-	-	-
EB-57E	-	-	-	-	-	2	1	-	-	-	-	-	-	-
RB-57E	1	-	-	-	1	-	-	-	-	-	-	-	-	-
RB-57F	-	-	-	-	-	1	-	-	-	-	-	-	-	-
EB-66B	1	-	-	-	1	1	1	-	-	-	-	-	-	-
RB-66B	1	-	-	1	-	21	21	-	-	-	-	-	-	-
EB-66C	3	-	-	-	3	2	-	-	-	-	-	-	-	-
RB-66C	-	-	-	-	-	3	3	-	-	-	-	-	-	-
EB-66E	21	-	-	-	21	-	-	-	-	-	-	-	-	-
EC-47D	-	-	-	-	-	3	3	-	-	-	-	-	-	-
EC-47N	25	-	-	-	25	-	-	-	-	-	-	-	-	-
RC-47N	-	-	-	-	-	25	25	-	-	-	-	-	-	-
EC-47F	26	-	-	-	26	-	-	-	-	-	-	-	-	-
RC-47F	-	-	-	-	-	27	26	-	-	-	-	-	-	-
ED-54D	1	-	-	1	-	-	-	-	-	-	-	-	-	-
EC-121D	1	-	-	-	1	1	1	-	-	-	-	-	-	-
EC-121H	1	-	-	-	1	1	1	-	-	-	-	-	-	-
EC-121K	-	-	-	-	-	1	-	-	-	-	-	-	-	1
EC-121P	-	-	-	-	-	1	-	-	-	-	-	-	-	1
RC-130A	1	-	-	-	1	1	1	-	-	-	-	-	-	-
WC-130A	3	-	-	-	3	-	-	-	-	-	-	-	-	-
EC-135A	-	-	-	-	-	2	2	-	-	-	-	-	-	-

DOWNGRADED TO:
UNCLASSIFIED AFTER 1 YEAR

TABLE 42 - USAF AND COMPONENT AIRCRAFT GAINS AND LOSSES BY MISSION,

MISSION, DESIGN, AND SERIES	GAINS					Not Beyond Economic Repair								
	Total	Pro- duc- tion	From MAP, USA, and USN	From Oth- er	Redes- igna- tion	Total	Redes- igna- tion	Conv. of Serial Number	Obso- lete	Recla- ma- tion	Transfer and Diversion			
											MAP	USA	USN	Other
FIRST HALF FY 1968 (1 July)														
RECONNAISSANCE (Continued)														
RC-135A	2	-	-	-	2	-	-	-	-	-	-	-	-	
JRC-135A	-	-	-	-	-	2	2	-	-	-	-	-	-	
RC-135B	-	-	-	-	-	2	2	-	-	-	-	-	-	
EC-135C	-	-	-	-	-	2	2	-	-	-	-	-	-	
RC-135C	2	-	-	-	2	-	-	-	-	-	-	-	-	
RC-135E	1	-	-	-	1	1	1	-	-	-	-	-	-	
EC-135J	2	-	-	-	2	-	-	-	-	-	-	-	-	
EC-135K	1	-	-	-	1	-	-	-	-	-	-	-	-	
EC-135L	3	-	-	-	3	-	-	-	-	-	-	-	-	
EC-135N	2	-	-	-	2	-	-	-	-	-	-	-	-	
EC-135P	1	-	-	-	1	-	-	-	-	-	-	-	-	
RF-4C	46	42	-	-	4	20	1	-	-	-	-	-	-	
JRF-4C	-	-	-	-	-	3	3	-	-	-	-	-	-	
RF-84F	1	-	-	-	1	2	-	-	1	-	-	-	-	
RF-101A	2	-	2	-	-	2	1	-	-	-	-	-	1	
RF-101C	-	-	-	-	-	7	-	-	-	-	-	-	-	
RF-101G	16	-	-	-	16	-	-	-	-	-	-	-	-	
RF-101H	16	-	-	-	16	-	-	-	-	-	-	-	-	
ET-29D	1	-	-	-	1	-	-	-	-	-	-	-	1	
RT-33A	3	-	-	-	3	6	3	-	-	-	2	-	1	
OV-10A	2	1	-	1	-	-	-	-	-	-	-	-	-	
SEARCH AND RESCUE														
TOTAL	25	-	-	-	25	41	26	-	-	10	3	-	-	
HC-47A	2	-	-	-	2	1	1	-	-	-	-	-	-	
JHC-47A	1	-	-	-	1	2	2	-	-	-	-	-	-	
HC-47D	-	-	-	-	-	1	1	-	-	-	-	-	-	
HC-97G	-	-	-	-	-	9	-	-	-	9	-	-	-	
HC-130H	17	-	-	-	17	5	5	-	-	-	-	-	-	
JHC-130H	-	-	-	-	-	6	6	-	-	-	-	-	-	
HC-130P	5	-	-	-	5	11	11	-	-	-	-	-	-	
HU-16A	-	-	-	-	-	3	-	-	-	-	3	-	-	
HU-16B	-	-	-	-	-	3	-	-	1	-	-	-	-	
SPECIAL RESEARCH														
TOTAL	1	-	-	-	1	3	1	-	-	1	-	-	-	
X-15A	-	-	-	-	-	1	-	-	-	-	-	-	-	
X-19	-	-	-	-	-	1	1	-	-	-	-	-	-	
X-19A	1	-	-	-	1	-	-	-	-	-	-	-	-	
X-21A	-	-	-	-	-	1	-	-	1	-	-	-	-	

DOWNGRADED TO:
UNCLASSIFIED AFTER 1 YEAR

DESIGN, AND SERIES, WORLD-WIDE SEMIANNUALLY - FY 1968 (CONTINUED)

LOSSES										MISSION, DESIGN, AND SERIES	
Beyond Economic Repair											
Accidents		Museum or School	Natural Phenomena	Tested to De- struc- tion	On Combat Mission			Enemy Action Non- Combat Mission	Abandon- ment Enemy Action		Destroyed or Impounded
Flying	Ground				Enemy Action	Flying Acci- dent	Cause Unknown				
1967 through 31 December 1967											
-	-	-	-	-	-	-	-	-	-	-	<u>RECONNAISSANCE</u> (Continued)
-	-	-	-	-	-	-	-	-	-	-	RC-135A
-	-	-	-	-	-	-	-	-	-	-	JRC-135A
-	-	-	-	-	-	-	-	-	-	-	RC-135B
-	-	-	-	-	-	-	-	-	-	-	EC-135C
-	-	-	-	-	-	-	-	-	-	-	RC-135C
-	-	-	-	-	-	-	-	-	-	-	RC-135E
-	-	-	-	-	-	-	-	-	-	-	EC-135J
-	-	-	-	-	-	-	-	-	-	-	EC-135K
-	-	-	-	-	-	-	-	-	-	-	EC-135L
-	-	-	-	-	-	-	-	-	-	-	EC-135N
-	-	-	-	-	-	-	-	-	-	-	EC-135P
4	-	-	-	-	6	2	6	-	1	-	RF-4C
1	-	-	-	-	-	-	-	-	-	-	JRF-4C
-	-	-	-	-	-	-	-	-	-	-	RF-84F
-	-	-	-	-	3	3	1	-	-	-	RF-101A
-	-	-	-	-	-	-	-	-	-	-	RF-101C
-	-	-	-	-	-	-	-	-	-	-	RF-101G
-	-	-	-	-	-	-	-	-	-	-	RF-101H
-	-	-	-	-	-	-	-	-	-	-	ET-29D
-	-	-	-	-	-	-	-	-	-	-	RT-33A
-	-	-	-	-	-	-	-	-	-	-	OV-10A
1	-	-	1	-	-	-	-	-	-	-	<u>SEARCH AND RESCUE</u>
-	-	-	-	-	-	-	-	-	-	-	TOTAL
-	-	-	-	-	-	-	-	-	-	-	HC-47A
-	-	-	-	-	-	-	-	-	-	-	JHC-47A
-	-	-	-	-	-	-	-	-	-	-	HC-47D
-	-	-	-	-	-	-	-	-	-	-	HC-97G
-	-	-	-	-	-	-	-	-	-	-	HC-130H
-	-	-	-	-	-	-	-	-	-	-	JHC-130H
-	-	-	-	-	-	-	-	-	-	-	HC-130P
1	-	-	1	-	-	-	-	-	-	-	HU-16A
-	-	-	-	-	-	-	-	-	-	-	HU-16B
1	-	-	-	-	-	-	-	-	-	-	<u>SPECIAL RESCUE</u>
1	-	-	-	-	-	-	-	-	-	-	TOTAL
-	-	-	-	-	-	-	-	-	-	-	X-15A
-	-	-	-	-	-	-	-	-	-	-	X-19
-	-	-	-	-	-	-	-	-	-	-	X-19A
-	-	-	-	-	-	-	-	-	-	-	X-21A

DOWNGRADED TO:
 UNCLASSIFIED AFTER 1 YEAR

TABLE 42 - USAF AND COMPONENT AIRCRAFT GAINS AND LOSSES BY MISSION.

MISSION, DESIGN, AND SERIES	GAINS					Not Beyond Economic Repair								
	Total	Pro-duction	From MAP, USA, and USN	From Other	Redes-ignation	Total	Redes-ignation	Conv. of Serial Number	Obso-lete	Recla-mation	Transfer and Diversion			
											MAP	USA	USN	Other
FIRST HALF FY 1968 (1 July)														
PAGE - TOTAL . . .	428	81	1	16	330	408	313	-	1	7	18	-	-	36
C-7A	4	-	1	3	-	4	-	-	-	-	-	-	-	2
C-46D	-	-	-	-	-	1	-	-	-	-	-	-	-	-
C-47A	7	-	-	-	7	13	11	-	-	-	-	-	-	2
VC-47A	7	-	-	-	7	7	7	-	-	-	-	-	-	-
C-47D	18	-	-	1	17	21	5	-	-	-	4	-	-	7
AC-47D	7	-	-	1	6	4	-	-	2	-	-	-	-	-
JC-47D	-	-	-	-	-	3	3	-	-	-	-	-	-	-
VC-47D	4	-	-	-	4	8	8	-	-	-	-	-	-	-
C-54D	3	-	-	-	3	3	2	-	-	-	-	-	-	1
JC-54D	-	-	-	-	-	3	3	-	-	-	-	-	-	-
VC-54D	2	-	-	-	2	-	-	-	-	-	-	-	-	-
C-54E	2	-	-	-	2	5	5	-	-	-	-	-	-	-
VC-54E	5	-	-	-	5	2	2	-	-	-	-	-	-	-
C-54G	3	-	-	1	2	3	1	-	-	-	-	-	-	1
JC-54G	1	-	-	-	1	2	2	-	-	-	-	-	-	-
C-54M	1	-	-	-	1	1	1	-	-	-	-	-	-	-
VC-54M	1	-	-	-	1	1	1	-	-	-	-	-	-	-
C-97F	1	-	-	-	1	-	-	-	-	-	-	-	-	-
C-97G	1	-	-	-	1	11	8	-	2	-	-	-	-	1
C-97K	7	-	-	-	7	-	-	-	-	-	-	-	-	-
C-117B	1	-	-	1	-	-	-	-	-	-	-	-	-	-
C-117C	-	-	-	-	-	1	-	-	-	-	-	-	-	1
C-118A	11	-	-	1	10	10	9	-	-	-	-	-	-	1
VC-118A	9	-	-	-	9	10	10	-	-	-	-	-	-	-
C-119C	-	-	-	-	-	2	-	-	1	-	-	-	-	-
C-119G	1	-	-	1	-	3	-	-	-	1	-	-	-	1
C-121C	4	-	-	-	4	-	-	-	-	-	-	-	-	-
JC-121C	-	-	-	-	-	4	4	-	-	-	-	-	-	-
C-121G	-	-	-	-	-	2	-	-	1	-	-	-	-	-
C-123B	13	-	-	4	9	130	126	-	-	-	-	-	-	3
JC-123B	1	-	-	-	1	2	2	-	-	-	-	-	-	-
C-123K	104	-	-	-	104	4	1	-	-	-	-	-	-	1
C-124C	1	-	-	-	1	2	-	-	-	-	-	-	-	-
JC-124C	-	-	-	-	-	1	1	-	-	-	-	-	-	-
C-130A	22	-	-	-	22	11	9	-	-	-	-	-	-	-
DC-130A	2	-	-	-	2	-	-	-	-	-	-	-	-	-
JC-130A	1	-	-	-	1	19	19	-	-	-	-	-	-	-
MC-130A	-	-	-	-	-	1	1	-	-	-	-	-	-	-
C-130B	14	-	-	-	14	4	1	-	-	-	-	-	-	-
JC-130B	1	-	-	-	1	13	13	-	-	-	-	-	-	-
C-130D	3	-	-	-	3	2	2	-	-	-	-	-	-	-
JC-130D	-	-	-	-	-	1	1	-	-	-	-	-	-	-
C-130E	4	-	-	2	2	14	1	-	1	-	5	-	-	-
DC-130E	1	-	-	-	1	-	-	-	-	-	-	-	-	-
JC-130E	-	-	-	-	-	2	2	-	-	-	-	-	-	-
C-130K	25	25	-	-	-	22	-	-	-	-	8	-	-	14
C-131A	-	-	-	-	-	2	2	-	-	-	-	-	-	-

DESIGN, AND SERIES, WORLD-WIDE SEMIANNUALLY - FY 1968 (CONTINUED)

LOSSES											MISSION, DESIGN, AND SERIES
Beyond Economic Repair											
Accidents		Museum or School	Natural Phenomena	Tested to Destruction	On Combat Mission			Enemy Action Non-Combat Mission	Abandonment Enemy Action	Destroyed or Impounded	
Flying	Ground				Enemy Action	Flying Accident	Cause Unknown				
1967 through 31 December 1967											CARGO - TOTAL C-7A C-46D C-47A VC-47A C-47D AC-47D JC-47D VC-47D C-54D JC-54D VC-54D C-54E VC-54E C-54G JC-54G C-54M VC-54M C-97F C-97G C-97K C-117B C-117C C-118A VC-118A C-119C C-119G C-121C JC-121C C-121G C-123B JC-123B C-123K C-124C JC-124C C-130A DC-130A JC-130A MC-130A C-130B JC-130B C-130D JC-130D C-130E DC-130E JC-130E C-130K C-131A
15	1	-	1	2	3	5	1	1	1	3	
1	-	-	-	-	-	-	1	-	-	-	
1	-	-	-	-	-	-	-	-	-	-	
2	1	-	-	-	-	1	-	-	-	1	
1	-	-	-	-	1	-	-	-	-	-	
-	-	-	-	-	-	-	-	-	-	-	
-	-	-	-	-	-	-	-	-	-	-	
-	-	-	-	-	-	-	-	-	-	-	
1	-	-	-	-	-	-	-	-	-	-	
-	-	-	-	-	-	-	-	-	-	-	
-	-	-	-	1	-	-	-	-	-	-	
1	-	-	-	-	-	-	-	-	-	-	
1	-	-	-	-	-	-	-	-	-	-	
1	-	-	-	-	-	2	-	-	-	-	
-	-	-	-	1	-	-	-	-	-	-	
-	-	-	-	-	-	1	-	-	1	-	
-	-	-	-	-	-	-	-	-	-	-	
-	-	-	-	-	-	-	-	-	-	-	
2	-	-	-	-	-	1	-	-	-	-	
-	-	-	-	-	-	-	-	-	-	-	
-	-	-	-	-	-	-	-	-	-	-	
1	-	-	1	-	2	-	-	1	-	2	
-	-	-	-	-	-	-	-	-	-	-	
-	-	-	-	-	-	-	-	-	-	-	

DOWNGRADED TO:
UNCLASSIFIED AFTER 1 YEAR

TABLE 42 - USAF AND COMPONENT AIRCRAFT GAINS AND LOSSES BY MISSION,

MISSION, DESIGN, AND SERIES	GAINS					Not Beyond Economic Repair								
	Total	Pro- duc- tion	From MAP, USA, and USN	From Oth- er	Redes- igna- tion	Total	Redes- igna- tion	Conv. of Serial Number	Obso- lete	Recla- ma- tion	Transfer and Diversion			
											MAP	USA	USN	Other
FIRST HALF FY 1968 (1 July)														
CARGO (Continued).														
VC-131A	2	-	-	-	2	-	-	-	-	-	-	-	-	-
C-131B	33	-	-	-	33	1	1	-	-	-	-	-	-	-
JC-131B	1	-	-	-	1	33	33	-	-	-	-	-	-	-
C-131D	-	-	-	-	-	2	2	-	-	-	-	-	-	-
VC-131D	2	-	-	-	2	-	-	-	-	-	-	-	-	-
C-135A	3	-	-	-	3	2	2	-	-	-	-	-	-	-
JC-135A	-	-	-	-	-	1	1	-	-	-	-	-	-	-
NC-135A	-	-	-	-	-	2	2	-	-	-	-	-	-	-
C-141A	60	56	-	-	4	4	2	-	-	1	-	-	-	-
JC-141A	-	-	-	-	-	4	4	-	-	-	-	-	-	-
GT-29A	-	-	-	-	-	1	-	-	-	-	-	-	-	-
VT-29A	3	-	-	1	2	2	1	-	-	-	-	-	-	1
VT-29B	15	-	-	-	15	2	2	-	-	-	-	-	-	-
VT-29C	4	-	-	-	4	-	-	-	-	-	-	-	-	-
VT-29D	13	-	-	-	13	-	-	-	-	-	-	-	-	-
TRAINER - TOTAL	243	121	-	28	94	321	162	-	-	37	22	-	2	63
TB-26B	-	-	-	-	-	1	1	-	-	-	-	-	-	-
TB-57E	1	-	-	-	1	-	-	-	-	-	-	-	-	-
TC-47B	-	-	-	-	-	1	1	-	-	-	-	-	-	-
TC-47D	-	-	-	-	-	2	2	-	-	-	-	-	-	-
T-28A	23	-	-	20	3	24	20	-	-	-	2	-	-	2
JT-28A	-	-	-	-	-	1	1	-	-	-	-	-	-	-
T-28D	21	-	-	1	20	21	2	-	-	-	3	-	-	13
T-29A	3	-	-	-	3	2	2	-	-	-	-	-	-	-
JT-29A	-	-	-	-	-	2	2	-	-	-	-	-	-	-
T-29B	3	-	1	2	-	16	14	-	-	-	-	-	2	-
NT-29B	-	-	-	-	-	1	1	-	-	-	-	-	-	-
T-29C	-	-	-	-	-	4	4	-	-	-	-	-	-	-
T-29D	-	-	-	-	-	14	14	-	-	-	-	-	-	-
T-33A	28	-	4	24	94	20	20	-	-	10	12	-	-	34
DT-33A	3	-	-	3	-	-	-	-	-	-	-	-	-	-
JDT-33A	-	-	-	-	-	3	3	-	-	-	-	-	-	-
JT-33A	1	-	-	1	22	21	21	-	-	-	-	-	-	-
NT-33A	-	-	-	-	-	1	-	-	-	-	-	-	-	1
T-34A	-	-	-	-	-	15	-	-	-	3	-	-	-	10
T-37A	1	-	-	1	1	1	1	-	-	-	-	-	-	-
T-37B	13	10	-	1	2	42	27	-	-	12	-	-	-	-
JT-37B	-	-	-	-	-	2	2	-	-	-	-	-	-	-
T-37C	9	9	-	-	-	3	-	-	-	-	3	-	-	-
T-37D	13	-	-	-	13	13	1	-	-	12	-	-	-	-
YAT-37D	-	-	-	-	-	2	2	-	-	-	-	-	-	-
T-38A	57	45	-	-	12	12	1	-	-	-	-	-	-	3
JT-38A	-	-	-	-	-	12	12	-	-	-	-	-	-	-
NT-38A	1	-	-	-	1	-	-	-	-	-	-	-	-	-
T-39A	6	-	-	1	5	2	2	-	-	-	-	-	-	-

DOWNGRADED TO:
UNCLASSIFIED AFTER 1 YEAR

DESIGN, AND SERIES, WORLD-WIDE SEMIANNUALLY - FY 1968 (CONTINUED)

LOSSES											MISSION, DESIGN, AND SERIES
Beyond Economic Repair											
Accidents		Museum or School	Natural Phenomena	Tested to De- struc- tion	On Combat Mission			Enemy Action Non- Combat Mission	Abandon- ment Enemy Action	Destroyed or Impounded	
Flying	Ground				Enemy Action	Flying Acci- dent	Cause Unknown				
1967 through 31 December 1967											
-	-	-	-	-	-	-	-	-	-	-	CARGO (Continued)
-	-	-	-	-	-	-	-	-	-	-	VC-131A
-	-	-	-	-	-	-	-	-	-	-	C-131B
-	-	-	-	-	-	-	-	-	-	-	JC-131B
-	-	-	-	-	-	-	-	-	-	-	C-131D
-	-	-	-	-	-	-	-	-	-	-	VC-131D
-	-	-	-	-	-	-	-	-	-	-	C-135A
-	-	-	-	-	-	-	-	-	-	-	JG-135A
1	-	-	-	-	-	-	-	-	-	-	NC-135A
1	-	-	-	-	-	-	-	-	-	-	C-141A
-	-	-	-	-	-	-	-	-	-	-	JG-141A
-	-	-	-	-	-	-	-	-	-	-	CT-29A
-	-	-	-	-	-	-	-	-	-	-	VT-29A
-	-	-	-	-	-	-	-	-	-	-	VT-29B
-	-	-	-	-	-	-	-	-	-	-	VT-29C
-	-	-	-	-	-	-	-	-	-	-	VT-29D
21	1	10	-	-	-	1	2	-	-	-	TRAINER - TOTAL
-	-	-	-	-	-	-	-	-	-	-	TB-26B
-	-	-	-	-	-	-	-	-	-	-	TB-57E
-	-	-	-	-	-	-	-	-	-	-	TC-47B
-	-	-	-	-	-	-	-	-	-	-	TC-47D
-	-	-	-	-	-	-	-	-	-	-	T-28A
-	-	-	-	-	-	-	-	-	-	-	JT-28A
2	-	-	-	-	-	-	1	-	-	-	T-28D
-	-	-	-	-	-	-	-	-	-	-	T-29A
-	-	-	-	-	-	-	-	-	-	-	JT-29A
-	-	-	-	-	-	-	-	-	-	-	T-29B
-	-	-	-	-	-	-	-	-	-	-	NT-29B
-	-	-	-	-	-	-	-	-	-	-	T-29C
-	-	-	-	-	-	-	-	-	-	-	T-29D
8	-	8	-	-	-	1	1	-	-	-	T-33A
-	-	-	-	-	-	-	-	-	-	-	DT-33A
-	-	-	-	-	-	-	-	-	-	-	JDT-33A
-	-	1	-	-	-	-	-	-	-	-	JT-33A
-	-	-	-	-	-	-	-	-	-	-	NT-33A
1	-	1	-	-	-	-	-	-	-	-	T-34A
-	-	-	-	-	-	-	-	-	-	-	T-37A
2	1	-	-	-	-	-	-	-	-	-	T-37B
-	-	-	-	-	-	-	-	-	-	-	JT-37B
-	-	-	-	-	-	-	-	-	-	-	T-37C
-	-	-	-	-	-	-	-	-	-	-	T-37D
-	-	-	-	-	-	-	-	-	-	-	YAT-37D
8	-	-	-	-	-	-	-	-	-	-	T-38A
-	-	-	-	-	-	-	-	-	-	-	JT-38A
-	-	-	-	-	-	-	-	-	-	-	NT-38A
-	-	-	-	-	-	-	-	-	-	-	T-39A

DOWNGRADED TO:
UNCLASSIFIED AFTER 1 YEAR

TABLE 42 - USAF AND COMPONENT AIRCRAFT GAINS AND LOSSES BY MISSION.

MISSION, DESIGN, AND SERIES	GAINS					Not Beyond Economic Repair								
	Total	Pro- duc- tion	From MAP, USA, and USN	From Oth- er	Redes- igna- tion	Total	Redes- igna- tion	Conv. of Serial Number	Obso- lete	Recla- ma- tion	Transfer and Diversion			
											MAP	USA	USN	Other
FIRST HALF FY 1968 (1 July)														
TRAINER - (Continued)														
ET-39A	3	-	-	-	3	1	1	-	-	-	-	-	-	-
JT-39A	-	-	-	-	-	5	5	-	-	-	-	-	-	-
T-41A	34	34	-	-	-	2	-	-	-	-	2	-	-	-
T-41C	23	23	-	-	-	-	-	-	-	-	-	-	-	-
HELICOPTER - TOTAL	84	32	-	2	43	27	42	-	-	-	3	31	2	5
UH-1D	6	6	-	-	-	-	-	-	-	-	-	-	-	-
TH-1F	10	10	-	-	-	-	-	-	-	-	-	-	-	-
UH-1F	5	-	-	-	5	4	1	-	-	-	-	-	-	-
JUH-1F	2	-	-	1	1	6	5	-	-	-	-	-	-	1
CH-3B	-	-	-	-	-	1	-	-	-	-	-	-	1	-
CH-3C	3	-	-	-	3	6	4	-	-	-	-	-	-	-
JCH-3C	-	-	-	-	-	3	3	-	-	-	-	-	-	-
CH-3E	18	11	-	-	7	1	1	-	-	-	-	-	-	-
JCH-3E	-	-	-	-	-	1	1	-	-	-	-	-	-	-
HH-3E	7	6	-	-	1	4	2	-	-	-	-	-	-	-
UH-13J	-	-	-	-	-	2	-	-	-	-	-	-	-	-
HH-19B	5	-	-	-	5	7	2	-	-	-	-	-	-	2
UH-19B	2	-	-	-	2	7	5	-	-	-	2	-	-	-
UH-19D	1	-	-	-	1	-	-	-	-	-	-	-	-	-
CH-21B	3	-	-	-	3	7	7	-	-	-	-	-	-	-
JCH-21B	1	-	-	-	1	3	3	-	-	-	-	-	-	-
HH-21B	7	-	-	-	7	-	-	-	-	-	-	-	-	-
JHH-21B	-	-	-	-	-	1	1	-	-	-	-	-	-	-
CH-23F	-	-	-	-	-	1	-	-	-	-	1	-	-	-
HH-43B	1	-	-	-	1	7	6	-	-	-	-	-	-	-
HH-43F	6	-	-	-	6	2	1	-	-	-	-	-	-	-
CH-47A	-	-	-	-	-	31	-	-	-	-	-	31	-	-
CH-53A	-	-	-	-	-	2	-	-	-	-	-	-	1	-
HH-53B	7	6	-	1	-	1	-	-	-	-	-	-	-	1
ATTACK - TOTAL . .	81	36	-	13	32	33	-	-	-	14	-	-	-	12
A-3A	1	-	-	1	-	-	-	-	-	-	-	-	-	-
A-26A	-	-	-	-	-	3	-	-	-	-	-	-	-	-
A-37A	49	35	-	-	14	16	-	-	-	14	-	-	-	-
YA-37A	2	-	-	-	2	-	-	-	-	-	-	-	-	-
A-37B	1	1	-	-	-	-	-	-	-	-	-	-	-	-
B-2D	12	-	-	12	-	12	-	-	-	-	-	-	-	12
AT-33A	16	-	-	-	16	2	-	-	-	-	-	-	-	-
UTILITY - TOTAL . .	275	195	2	34	37	158	22	-	-	7	23	5	-	62
UC-123B	22	-	-	-	22	9	7	-	-	-	-	-	-	-
O-1E	-	-	-	-	-	17	4	-	-	-	-	-	-	-
O-1F	4	-	-	-	4	7	-	-	-	1	-	-	-	-

DOWNGRADED TO:
UNCLASSIFIED AFTER 1 YEAR

DESIGN, AND SERIES, WORLD-WIDE SEMIANNUALLY -- FY 1968 (CONTINUED)

LOSSES											MISSION, DESIGN, AND SERIES
Beyond Economic Repair											
Accidents		Museum or School	Natural Phenomena	Tested to Destruction	On Combat Mission			Enemy Action Non-Combat Mission	Abandonment Enemy Action	Destroyed or Impounded	
Flying	Ground				Enemy Action	Flying Accident	Cause Unknown				
1967 through 31 December 1967											
-	-	-	-	-	-	-	-	-	-	-	TRAINER (Continued) EL-39A JT-39A T-41A T-41C HELICOPTER - TOTAL UH-1D TH-1F UH-1F JUH-1F CH-3B CH-3C JCH-3C CH-3E JCH-3E HH-3E UH-13J HH-19B UH-19B UH-19D CH-21B JCH-21B HH-21B JHH-21B OH-23F HH-43B HH-43F CH-47A CH-53A HH-53B
-	-	-	-	-	-	-	-	-	-	-	
3	2	2	-	2	3	1	1	-	-	-	
1	1	-	-	-	1	-	-	-	-	-	
-	1	-	-	-	1	-	-	-	-	-	
-	-	-	-	-	-	-	-	-	-	-	
-	-	-	-	-	1	-	1	-	-	-	
1	-	2	-	2	-	-	-	-	-	-	
-	-	-	-	-	-	-	-	-	-	-	
-	-	-	-	-	-	-	-	-	-	-	
1	-	-	-	-	-	-	-	-	-	-	
-	-	-	-	-	-	1	-	-	-	-	
-	-	-	-	-	-	-	-	-	-	-	
2	-	-	-	-	2	1	-	-	-	-	
-	-	-	-	-	3	-	-	-	-	-	
1	-	-	-	-	-	1	-	-	-	-	
-	-	-	-	-	-	-	-	-	-	-	
2	-	-	-	-	-	-	-	-	-	-	
5	2	-	-	-	19	7	1	1	1	-	
2	3	-	-	-	1	1	-	-	-	-	
-	-	-	-	-	6	1	-	1	-	-	
-	-	-	-	-	6	-	-	-	-	-	
											UTILITY - TOTAL UC-123B O-1E O-1F
											ATTACK - TOTAL A-3A A-26A A-37A YA-37A A-37B S-2D AT-33A

DOWNGRADED TO:
UNCLASSIFIED AFTER 1 YEAR

TABLE 42 - USAF AND COMPONENT AIRCRAFT GAINS AND LOSSES BY MISSION.

MISSION, DESIGN, AND SERIES	GAINS					Not Beyond Economic Repair								
	Total	Pro- duc- tion	From MAP, USA, and USN	From Oth- er	Redes- igna- tion	Total	Redes- igna- tion	Conv. of Serial Number	Obso- lete	Recla- ma- tion	Transfer and Diversion			
											MAP	USA	USN	Other
FIRST HALF FY 1968 (1 July)														
UTILITY (Continued)														
O-1G.	13	-	9	4	-	9	-	-	-	-	-	-	-	1
O-2A.	165	145	-	19	1	34	1	-	-	1	-	-	-	26
JO-2A.	1	-	-	-	1	1	1	-	-	-	-	-	-	-
O-2B.	5	5	-	-	-	-	-	-	-	-	-	-	-	-
CSS-180H.	-	-	-	-	-	2	-	-	-	-	2	-	-	-
U-3A.	4	2	-	-	2	2	-	-	-	-	2	-	-	-
JU-3A.	-	-	-	-	-	2	2	-	-	-	-	-	-	-
U-3B.	-	-	-	-	-	1	-	-	-	1	-	-	-	-
U-4A.	-	-	-	-	-	10	-	-	-	-	-	-	-	10
U-6A.	1	-	-	-	1	17	-	-	-	2	3	5	-	4
JU-6A.	-	-	-	-	-	1	1	-	-	-	-	-	-	-
U-7A.	1	-	-	1	-	1	-	-	-	-	-	-	-	1
U-10A.	3	-	-	-	3	3	3	-	-	-	-	-	-	-
U-10B.	3	-	-	-	3	4	3	-	-	-	-	-	-	-
U-10D.	22	17	-	5	-	-	-	-	-	-	-	-	-	-
U-17A.	1	1	-	-	-	12	-	-	-	-	11	-	-	1
U-17B.	25	25	-	-	-	18	-	-	-	-	5	-	-	13
U-18A.	1	-	-	1	-	1	-	-	-	1	-	-	-	-
U-18B.	4	-	-	4	-	5	-	-	-	1	-	-	-	4
U-20A.	-	-	-	-	-	1	-	-	-	-	-	-	-	1
U-20B.	-	-	-	-	-	1	-	-	-	-	-	-	-	1
SECOND HALF FY 1968 (1 January)														
TOTAL	935	489	29	213	204	929	205	20	4	189	159	5	14	29
BOMBER - TOTAL	5	-	-	3	2	14	3	-	-	4	-	-	-	-
B-17G.	1	-	-	1	-	-	-	-	-	-	-	-	-	-
B-47E.	1	-	-	1	-	5	-	-	-	4	-	-	-	-
B-50D.	-	-	-	-	-	1	-	-	-	-	-	-	-	-
B-52C.	1	-	-	-	1	1	1	-	-	-	-	-	-	-
B-52D.	1	-	-	-	1	1	1	-	-	-	-	-	-	-
B-52F.	-	-	-	-	-	1	-	-	-	-	-	-	-	-
B-52G.	-	-	-	-	-	1	-	-	-	-	-	-	-	-
B-57B.	-	-	-	-	-	2	-	-	-	-	-	-	-	-
B-57E.	-	-	-	-	-	1	1	-	-	-	-	-	-	-
B-58A.	-	-	-	-	-	1	-	-	-	-	-	-	-	-
NB-66B.	1	-	-	1	-	-	-	-	-	-	-	-	-	-
TANKER - TOTAL	2	-	-	-	2	7	6	-	-	-	-	-	-	-
KC-135A.	1	-	-	-	1	6	5	-	-	-	-	-	-	-
JKC-135A.	-	-	-	-	-	1	1	-	-	-	-	-	-	-
NKC-35A.	1	-	-	-	1	-	-	-	-	-	-	-	-	-

DOWNGRADED TO:
UNCLASSIFIED AFTER 1 YEAR

DESIGN, AND SERIES, WORLD-WIDE SEMIANNUALLY - FY 1968 (CONTINUED)

LOSSES											MISSION, DESIGN, AND SERIES
Beyond Economic Repair											
Accidents		Museum or School	Natural Phenomena	Tested to De- struc- tion	On Combat Mission			Enemy Action Non- Combat Mission	Abandon- ment Enemy Action	Destroyed or Impounded	
Flying	Ground				Enemy Action	Flying Acci- dent	Cause Unknown				
1967 through 31 December 1967											UTILITY (Continued) O-1G O-2A JO-2A O-2B CSS-180H U-3A JU-3A U-3B U-4A U-6A JU-6A U-7A U-10A U-10B U-10D U-17A U-17B U-18A U-18B U-20A U-20B
-	1	-	-	-	4	1	1	-	1	-	
1	1	-	-	-	2	2	-	-	-	-	
-	-	-	-	-	-	-	-	-	-	-	
-	-	-	-	-	-	-	-	-	-	-	
-	-	-	-	-	-	-	-	-	-	-	
-	-	-	-	-	-	-	-	-	-	-	
2	-	-	-	-	-	1	-	-	-	-	
-	-	-	-	-	-	-	-	-	-	-	
-	-	-	-	-	-	-	-	-	-	-	
-	-	-	-	-	-	1	-	-	-	-	
-	-	-	-	-	-	-	-	-	-	-	
-	-	-	-	-	-	-	-	-	-	-	
-	-	-	-	-	-	-	-	-	-	-	
-	-	-	-	-	-	-	-	-	-	-	
-	-	-	-	-	-	-	-	-	-	-	
1968 through 30 June 1968											
79	3	13	2	3	124	35	19	15	10	1	
3	-	1	-	1	2	-	-	-	-	-	
-	-	-	-	1	-	-	-	-	-	-	
-	-	1	-	-	-	-	-	-	-	-	
-	-	-	-	-	-	-	-	-	-	-	
1	-	-	-	-	-	-	-	-	-	-	
1	-	-	-	-	-	-	-	-	-	-	
-	-	-	-	-	2	-	-	-	-	-	
-	-	-	-	-	-	-	-	-	-	-	
1	-	-	-	-	-	-	-	-	-	-	
1	-	-	-	-	-	-	-	-	-	-	
-	-	-	-	-	-	-	-	-	-	-	

DOWNGRADED TO:
UNCLASSIFIED AFTER 1 YEAR

TABLE 42 - USAF AND COMPONENT AIRCRAFT GAINS AND LOSSES BY MISSION,

MISSION, DESIGN, AND SERIES	GAINS					Not Beyond Economic Repair								
	Total	Pro- duc- tion	From MAP, USA, and USN	From Oth- er	Rede- igna- tion	Total	Rede- igna- tion	Conv. of Serial Number	Obso- lete	Recla- ma- tion	Transfer and Diversio n			
											MAP	USA	USN	Other
SECOND HALF FY 1968 (1 January)														
FIIGHTER - TOTAL	416	231	27	144	14	378	23	20	-	87	78	-	-	4
A-1E	18	-	1	17	-	30	-	-	-	17	2	-	-	-
A-1G	-	-	-	-	-	7	-	-	-	3	-	-	-	-
A-1H	98	-	7	91	-	49	-	12	-	30	-	-	-	-
A-1J	23	-	4	19	-	14	-	8	-	2	-	-	-	-
FB-111A	2	-	-	-	2	1	1	-	-	-	-	-	-	-
F-4C	1	-	-	1	-	16	-	-	-	-	-	-	-	-
F-4D	31	31	-	-	-	38	-	-	-	-	-	-	-	-
F-4E	116	115	-	1	-	3	-	-	-	-	-	-	-	1
F-5A	53	53	-	-	-	57	-	-	-	-	57	-	-	-
F-5B	9	9	-	-	-	8	-	-	-	-	8	-	-	-
F-5C	1	-	-	1	-	2	-	-	-	-	2	-	-	-
F-84F	-	-	-	-	-	2	-	-	-	-	-	-	-	-
F-86F	18	-	15	3	-	24	-	-	-	24	-	-	-	-
F-86H	-	-	-	-	-	7	-	-	-	3	-	-	-	1
F-86L	1	-	-	1	-	-	-	-	-	-	-	-	-	-
F-89J	8	-	-	8	-	4	-	-	-	4	-	-	-	-
F-100A	-	-	-	-	-	2	-	-	-	1	-	-	-	-
F-100C	-	-	-	-	-	4	-	-	-	-	-	-	-	-
F-100D	4	-	-	-	4	27	3	-	-	-	-	-	-	-
JF-100D	1	-	-	-	1	3	2	-	-	-	-	-	-	-
F-100F	2	-	-	-	2	9	2	-	-	-	-	-	-	-
F-101A	-	-	-	-	-	2	2	-	-	-	-	-	-	-
F-101B	1	-	-	-	1	5	2	-	-	1	-	-	-	-
NF-101B	1	-	-	-	1	1	1	-	-	-	-	-	-	-
F-101C	-	-	-	-	-	5	5	-	-	-	-	-	-	-
F-101F	-	-	-	-	-	1	-	-	-	1	-	-	-	-
F-102A	-	-	-	-	-	6	-	-	-	-	-	-	-	-
TF-102A	-	-	-	-	-	2	-	-	-	-	2	-	-	-
F-104A	1	-	-	-	1	-	-	-	-	-	-	-	-	-
JF-104A	-	-	-	-	-	1	1	-	-	-	-	-	-	-
NF-104A	-	-	-	-	-	1	-	-	-	-	-	-	-	1
F-104C	-	-	-	-	-	1	-	-	-	-	-	-	-	-
F-104D	1	-	-	1	-	-	-	-	-	-	-	-	-	-
F-104G	-	-	-	-	-	4	-	-	-	-	4	-	-	-
TF-104G	-	-	-	-	-	3	-	-	-	-	3	-	-	-
F-105D	-	-	-	-	-	23	-	-	-	-	-	-	-	-
JF-105D	-	-	-	-	-	1	-	-	-	1	-	-	-	-
F-105F	1	-	-	1	-	6	-	-	-	-	-	-	-	1
F-106A	-	-	-	-	-	1	-	-	-	-	-	-	-	-
F-111A	25	23	-	-	2	7	3	-	-	-	-	-	-	-
JF-111A	-	-	-	-	-	1	1	-	-	-	-	-	-	-
RECONNAISSANCE														
TOTAL	97	57	-	5	35	34	9	-	-	3	-	-	-	-
NRB-47E	-	-	-	-	-	1	-	-	-	-	-	-	-	-
RB-57A	-	-	-	-	-	1	-	-	-	-	-	-	-	-

DOWNGRADED TO:
UNCLASSIFIED AFTER 1 YEAR

DESIGN, AND SERIES, WORLD-WIDE SEMIANNUALLY - FY 1968 (CONTINUED)

LOSSES											MISSION, DESIGN, AND SERIES
Beyond Economic Repair											
Accidents		Museum or School	Natural Phenomena	Tested to De- struc- tion	On Combat Mission			Enemy Action Non- Combat Mission	Abandon- ment Enemy Action	Destroyed or Impounded	
Flying	Ground				Enemy Action	Flying Acci- dent	Cause Unknown				
1968 through 30 June 1968)											
50	1	5	1	1	85	15	4	2	2	-	FIGHTER - TOTAL
2	-	1	-	-	7	-	1	-	-	-	A-1E
3	-	-	-	-	1	-	-	-	-	-	A-1G
-	-	-	-	-	6	1	-	-	-	-	A-1H
-	-	-	-	-	3	-	1	-	-	-	A-1J
6	-	1	-	-	6	1	-	-	2	-	FB-111A
11	-	-	1	-	25	1	-	-	-	-	F-4C
2	-	-	-	-	-	-	-	-	-	-	F-4D
-	-	-	-	-	-	-	-	-	-	-	F-4E
-	-	-	-	-	-	-	-	-	-	-	F-5A
2	-	-	-	-	-	-	-	-	-	-	F-5B
-	-	-	-	-	-	-	-	-	-	-	F-5C
1	-	2	-	-	-	-	-	-	-	-	F-84F
-	-	-	-	-	-	-	-	-	-	-	F-86F
-	-	-	-	-	-	-	-	-	-	-	F-86H
-	-	-	-	-	-	-	-	-	-	-	F-86L
-	-	1	-	-	-	-	-	-	-	-	F-89J
4	-	-	-	-	-	-	-	-	-	-	F-100A
4	-	-	-	-	16	3	-	1	-	-	F-100C
1	-	-	-	-	-	-	-	-	-	-	F-100D
2	-	-	-	1	2	1	-	1	-	-	JF-100D
2	-	-	-	-	-	-	-	-	-	-	F-100F
-	-	-	-	-	-	-	-	-	-	-	F-101A
-	-	-	-	-	-	-	-	-	-	-	F-101B
-	-	-	-	-	-	-	-	-	-	-	NF-101B
-	-	-	-	-	-	-	-	-	-	-	F-101C
4	1	-	-	-	1	-	-	-	-	-	F-101F
-	-	-	-	-	-	-	-	-	-	-	F-102A
-	-	-	-	-	-	-	-	-	-	-	TF-102A
-	-	-	-	-	-	-	-	-	-	-	F-104A
-	-	-	-	-	-	-	-	-	-	-	JF-104A
1	-	-	-	-	-	-	-	-	-	-	NF-104A
-	-	-	-	-	-	-	-	-	-	-	F-104C
-	-	-	-	-	-	-	-	-	-	-	F-104D
-	-	-	-	-	-	-	-	-	-	-	F-104G
3	-	-	-	-	14	6	-	-	-	-	TF-104G
-	-	-	-	-	-	-	-	-	-	-	F-105D
-	-	-	-	-	4	1	-	-	-	-	JF-105D
1	-	-	-	-	-	-	-	-	-	-	F-105F
1	-	-	-	-	-	1	2	-	-	-	F-106A
-	-	-	-	-	-	-	-	-	-	-	F-111A
-	-	-	-	-	-	-	-	-	-	-	JF-111A
4	-	2	-	-	5	1	6	4	-	-	RECONNAISSANCE
-	-	1	-	-	-	-	-	-	-	-	TOTAL
-	-	1	-	-	-	-	-	-	-	-	NRE-47E
-	-	-	-	-	-	-	-	-	-	-	RE-57A

DOWNGRADED TO:
UNCLASSIFIED AFTER 1 YEAR

TABLE 42 - USAF AND COMPONENT AIRCRAFT GAINS AND LOSSES BY MISSION.

MISSION, DESIGN, AND SERIES	GAINS					Not Beyond Economic Repair								
	Total	Pro- duction	From MAP, USA, and USN	From Oth- er	Redes- igna- tion	Total	Redes- igna- tion	Conv. of Serial Number	Obso- lete	Recla- ma- tion	Transfer and Diversion			
											MAP	USA	USN	Other
SECOND HALF FY 1968 (1 January)														
RECONNAISSANCE (Continued)														
EB-57E	1	-	-	-	1	-	-	-	-	-	-	-	-	
EB-66B	1	-	-	-	1	1	1	-	-	-	-	-	-	
RB-66B	-	-	-	-	-	5	5	-	-	-	-	-	-	
EB-66C	-	-	-	-	-	1	1	-	-	-	-	-	-	
EB-66E	6	-	-	-	6	2	1	-	-	-	-	-	-	
EC-47D	1	-	-	-	1	1	1	-	-	-	-	-	-	
EC-47P	-	-	-	-	-	1	-	-	-	-	-	-	-	
EC-47Q	11	-	-	-	11	-	-	-	-	-	-	-	-	
EC-135H	2	-	-	-	2	-	-	-	-	-	-	-	-	
EC-135L	2	-	-	-	2	-	-	-	-	-	-	-	-	
RF-4C	29	29	-	-	-	16	-	-	-	-	-	-	-	
RF-84F	5	-	-	5	-	-	-	-	-	-	-	-	-	
RF-101A	-	-	-	-	-	1	-	-	1	-	-	-	-	
RF-101C	2	-	-	-	2	3	-	-	2	-	-	-	-	
RF-101H	5	-	-	-	5	-	-	-	-	-	-	-	-	
RF-111A	1	-	-	-	1	1	1	-	-	-	-	-	-	
RF-111D	1	-	-	-	1	-	-	-	-	-	-	-	-	
ET-29D	2	-	-	-	2	-	-	-	-	-	-	-	-	
OV-10A	28	28	-	-	-	-	-	-	-	-	-	-	-	
SEARCH AND RESCUE														
TOTAL	17	3	-	1	13	17	13	-	-	1	3	-	-	
HC-130H	3	3	-	-	-	13	13	-	-	-	-	-	-	
HC-130P	13	-	-	-	13	-	-	-	-	-	-	-	-	
HU-16B	1	-	-	1	-	4	-	-	1	3	-	-	-	
SPECIAL RESEARCH														
TOTAL	2	-	-	2	-	1	-	-	-	-	1	-	-	
X-19	-	-	-	-	-	1	-	-	-	-	1	-	-	
X-25A	1	-	-	1	-	-	-	-	-	-	-	-	-	
X-25B	1	-	-	1	-	-	-	-	-	-	-	-	-	
CARGO - TOTAL	89	22	-	1	66	231	78	-	3	80	42	-	7	
C-7A	-	-	-	-	-	5	-	-	-	2	-	-	-	
C-47A	4	-	-	-	4	7	4	-	1	-	-	-	1	
JC-47A	-	-	-	-	-	1	1	-	-	-	-	-	-	
VC-47A	-	-	-	-	-	4	2	-	-	-	-	-	-	
C-47D	9	-	-	-	9	16	11	-	-	4	-	-	1	
AC-47D	8	-	-	-	8	6	1	-	-	1	-	-	-	
VC-47D	1	-	-	-	1	11	10	-	-	-	-	-	-	
C-54E	-	-	-	-	-	1	1	-	-	-	-	-	-	
VC-54E	1	-	-	-	1	-	-	-	-	-	-	-	-	

DOWNGRADED TO:
UNCLASSIFIED AFTER 1 YEAR

DESIGN, AND SERIES, WORLD-WIDE SEMIANNUALLY - FY 1968 (CONTINUED)

LOSSES											MISSION, DESIGN, AND SERIES
Beyond Economic Repair											
Accidents		Museum or School	Natural Phenomena	Tested to De- struc- tion	On Combat Mission			Enemy Action Non- Combat Mission	Abandon- ment Enemy Action	Destroyed or Impounded	
Flying	Ground				Enemy Action	Flying Acci- dent	Cause Unknown				
1968 through 30 June 1968)											
-	-	-	-	-	-	-	-	-	-	-	<u>RECONNAISSANCE</u> (Continued)
-	-	-	-	-	-	-	-	-	-	-	EB-57E
-	-	-	-	-	-	-	-	-	-	-	EB-66B
-	-	-	-	-	1	-	-	-	-	-	RB-66B
-	-	-	-	-	-	1	-	-	-	-	EB-66C
-	-	-	-	-	-	-	-	-	-	-	EB-66E
-	-	-	-	-	1	-	-	-	-	-	EC-47D
-	-	-	-	-	-	-	-	-	-	-	EC-47P
-	-	-	-	-	-	-	-	-	-	-	EC-47Q
-	-	-	-	-	-	-	-	-	-	-	EC-135H
4	-	-	-	-	3	-	6	3	-	-	EC-135L
-	-	-	-	-	-	-	-	-	-	-	RF-4C
-	-	-	-	-	-	-	-	-	-	-	RF-84F
-	-	-	-	-	-	-	-	-	-	-	RF-101A
-	-	-	-	-	-	-	-	1	-	-	RF-101C
-	-	-	-	-	-	-	-	-	-	-	RF-101H
-	-	-	-	-	-	-	-	-	-	-	RF-111A
-	-	-	-	-	-	-	-	-	-	-	RF-111D
-	-	-	-	-	-	-	-	-	-	-	ET-29D
-	-	-	-	-	-	-	-	-	-	-	OV-10A
-	-	-	-	-	-	-	-	-	-	-	<u>SEARCH AND RESCUE</u>
-	-	-	-	-	-	-	-	-	-	-	TOTAL
-	-	-	-	-	-	-	-	-	-	-	HC-130H
-	-	-	-	-	-	-	-	-	-	-	HC-130P
-	-	-	-	-	-	-	-	-	-	-	HU-16B
-	-	-	-	-	-	-	-	-	-	-	<u>SPECIAL RESEARCH</u>
-	-	-	-	-	-	-	-	-	-	-	TOTAL
-	-	-	-	-	-	-	-	-	-	-	X-19
-	-	-	-	-	-	-	-	-	-	-	X-25A
-	-	-	-	-	-	-	-	-	-	-	X-25B
6	-	2	-	1	4	4	1	3	-	-	<u>CARGO - TOTAL</u>
-	-	1	-	-	-	2	-	1	-	-	C-7A
-	-	-	-	-	-	-	-	-	-	-	C-47A
1	-	1	-	-	-	-	-	-	-	-	JC-47A
-	-	-	-	-	-	-	-	-	-	-	VC-47A
-	-	-	-	-	-	-	-	-	-	-	C-47D
1	-	-	-	-	2	1	-	1	-	-	AC-47D
-	-	-	-	-	-	-	-	-	-	-	VC-47D
-	-	-	-	-	-	-	-	-	-	-	C-54E
-	-	-	-	-	-	-	-	-	-	-	VC-54E

DOWNGRADED TO:
UNCLASSIFIED AFTER 1 YEAR

TABLE 42 - USAF AND COMPONENT AIRCRAFT GAINS AND LOSSES BY MISSION.

MISSION, DESIGN, AND SERIES	GAINS					Total	Not Beyond Economic Repair							
	Total	Pro-duction	From MAP, USA, and USN	From Oth-er	Redes-ignation		Redes-ignation	Conv. of Serial Number	Obso-lete	Recla-mation	Transfer and Diversion			
											MAP	USA	USN	Other
SECOND HALF FY 1968 (1 January)														
CARGO - (Continued)														
C-54G	1	-	-	-	1	2	1	-	-	-	1	-	-	-
VC-54G	1	-	-	-	1	2	1	-	-	-	-	-	-	-
C-118A	-	-	-	-	-	1	1	-	-	-	-	-	-	-
VC-118A	1	-	-	-	1	-	-	-	-	-	-	-	-	-
C-119C	-	-	-	-	-	68	-	-	-	68	-	-	-	-
C-119G	-	-	-	-	-	18	4	-	-	-	14	-	-	-
C-121A	-	-	-	-	-	6	-	-	-	6	-	-	-	-
C-121G	-	-	-	-	-	1	-	-	-	1	-	-	-	-
C-123B	4	-	-	-	4	32	30	-	-	-	-	-	-	2
C-123K	26	-	-	-	26	9	3	-	3	-	-	-	-	2
NC-123K	2	-	-	-	2	-	-	-	-	-	-	-	-	-
C-124C	-	-	-	-	-	1	-	-	-	-	-	-	-	-
C-130A	1	-	-	-	1	6	3	-	-	-	-	-	-	1
DC-130A	1	-	-	-	1	1	1	-	-	-	-	-	-	-
JC-130A	1	-	-	-	1	-	-	-	-	-	-	-	-	-
C-130B	-	-	-	-	-	3	-	-	-	-	-	-	-	-
C-130E	3	1	-	1	1	3	1	-	-	-	-	-	-	-
DC-130E	1	-	-	-	1	-	-	-	-	-	-	-	-	-
C-130K	18	18	-	-	-	22	-	-	-	-	22	-	-	-
C-135A	-	-	-	-	-	2	2	-	-	-	-	-	-	-
NC-135A	2	-	-	-	2	-	-	-	-	-	-	-	-	-
C-141A	3	3	-	-	-	-	-	-	-	-	-	-	-	-
XC-142A	-	-	-	-	-	2	-	-	-	2	-	-	-	-
VT-29B	1	-	-	-	1	1	1	-	-	-	-	-	-	-
TRAINER - TOTAL	217	121	-	52	44	122	50	-	-	11	30	4	-	13
TC-47D	-	-	-	-	-	4	4	-	-	-	-	-	-	2
TC-121C	2	-	-	2	-	8	-	-	-	6	-	-	-	-
T-28A	40	-	-	40	-	40	39	-	-	-	-	-	-	-
T-28D	44	-	-	5	39	23	-	-	-	-	21	-	-	-
T-29B	3	-	-	2	1	1	1	-	-	-	-	-	-	-
T-29D	-	-	-	-	-	2	2	-	-	-	-	-	-	-
T-33A	3	-	-	3	-	21	-	-	-	4	8	4	-	1
T-34A	-	-	-	-	-	6	-	-	-	1	1	-	-	4
T-37B	39	38	-	-	1	1	-	-	-	-	-	-	-	6
T-37C	3	3	-	-	-	7	1	-	-	-	-	-	-	-
T-38A	42	42	-	-	-	4	-	-	-	-	-	-	-	-
T-39A	-	-	-	-	-	1	1	-	-	-	-	-	-	-
ET-39A	-	-	-	-	-	2	2	-	-	-	-	-	-	-
T-39F	3	-	-	-	3	-	-	-	-	-	-	-	-	-
T-41A	-	-	-	-	-	2	-	-	-	-	-	-	-	-
T-41C	22	22	-	-	-	-	-	-	-	-	-	-	-	-
T-41D	16	16	-	-	-	-	-	-	-	-	-	-	-	-

DESIGN AND SERIES, WORLD-WIDE SEMIANNUALLY - FY 1968 (CONTINUED)

LOSSES											MISSION, DESIGN, AND SERIES	
Beyond Economic Repair												
Accidents		Museum or School	Natural Phenomena	Tested to Destruction	On Combat Mission			Enemy Action Non-Combat Mission	Abandonment Enemy Action	Destroyed or Impounded		
Flying	Ground				Enemy Action	Flying Accident	Cause Unknown					
1968 through 30 June 1968)											CARGO - (Continued) C-54G VC-54G C-118A VC-118A C-119C C-119G C-121A C-121G C-123B C-123K NC-123K C-124C C-130A DC-130A JC-130A C-130B C-130E DC-130E C-130K C-135A NC-135A C-141A XC-142A VT-29B	
-	-	-	-	-	-	-	-	-	-	-		-
1	-	-	-	-	-	-	-	-	-	-		-
-	-	-	-	-	-	-	-	-	-	-		-
-	-	-	-	-	-	-	-	-	-	-		-
-	-	-	-	-	-	-	-	-	-	-		-
-	-	-	-	-	-	1	-	-	-	-		-
-	-	-	-	-	-	-	-	-	-	-		-
1	-	-	-	1	1	-	-	-	-	-		-
-	-	-	-	-	-	-	-	-	-	-		-
1	-	-	-	-	1	-	-	1	-	-		-
1	-	-	-	-	-	-	1	-	-	-		-
-	-	-	-	-	-	-	-	-	-	-		-
-	-	-	-	-	-	-	-	-	-	-		-
3	1	2	1	-	1	1	-	-	-	-		-
-	-	-	-	-	-	-	-	-	-	-		-
1	-	-	-	-	-	1	-	-	-	-		-
-	-	-	-	-	-	1	-	-	-	-		-
2	-	2	-	-	-	-	-	-	-	-		-
1	-	-	-	-	-	-	-	-	-	-		-
4	-	-	-	-	-	-	-	-	-	-		-
-	-	-	-	-	-	-	-	-	-	-		-
-	-	-	-	-	-	-	-	-	-	-		-
-	1	-	1	-	-	-	-	-	-	-		-
-	-	-	-	-	-	-	-	-	-	-		-
TRAINER - TOTAL												
TC-47D												
TC-121C												
T-28A												
T-28D												
T-29B												
T-29D												
T-33A												
T-34A												
T-37B												
T-37C												
T-38A												
T-39A												
ET-39A												
T-39F												
T-41A												
T-41C												
T-41D												

DOWNGRADED TO:
UNCLASSIFIED AFTER 1 YEAR

TABLE 42 - USAF AND COMPONENT AIRCRAFT GAINS AND LOSSES BY MISSION,

MISSION, DESIGN, AND SERIES	GAINS					Not Beyond Economic Repair								
	Total	Pro- duc- tion	From MAP, USA, and USN	From Oth- er	Redes- igna- tion	Total	Redes- igna- tion	Conv. of Serial Number	Obso- lete	Recla- ma- tion	Transfer and Diversion			
											MAP	USA	USN	Other
SECOND HALF FY 1968 (1 January)														
HELICOPTER - TOTAL	30	11	1	1	17	32	17	-	-	-	4	-	-	-
CH-3B	1	-	1	-	-	-	-	-	-	-	-	-	-	-
CH-3C	-	-	-	-	-	13	12	-	-	-	-	-	-	-
CH-3E	17	1	-	-	16	2	-	-	-	-	-	-	-	-
HH-3E	10	10	-	-	-	6	4	-	-	-	-	-	-	-
HH-19B	1	-	-	-	1	7	-	-	-	-	4	-	-	-
UH-19B	1	-	-	1	-	1	1	-	-	-	-	-	-	-
CH-21B	-	-	-	-	-	1	-	-	-	-	-	-	-	-
HH-21B	-	-	-	-	-	1	-	-	-	-	-	-	-	-
HH-43F	-	-	-	-	-	1	-	-	-	-	-	-	-	-
ATTACK - TOTAL	7	3	-	-	4	21	-	-	-	-	-	-	14	-
S-2D	2	-	-	-	-	14	-	-	-	-	-	-	14	-
A-7D	2	2	-	-	-	-	-	-	-	-	-	-	-	-
A-26A	-	-	-	-	-	1	-	-	-	-	-	-	-	-
A-37A	-	-	-	-	-	6	-	-	-	-	-	-	-	-
A-37B	1	1	-	-	-	-	-	-	-	-	-	-	-	-
AC-119G	4	-	-	-	4	-	-	-	-	-	-	-	-	-
UTILITY - TOTAL	53	41	1	4	7	72	6	-	1	3	2	-	-	5
UC-123B	5	-	-	-	5	6	4	-	-	1	-	-	-	-
O-1E	-	-	-	-	-	7	-	-	-	-	-	-	-	-
O-1F	1	-	-	1	-	9	-	-	-	-	-	-	-	-
O-1G	1	-	1	-	-	14	-	-	-	-	-	-	-	1
O-2A	36	35	-	1	-	23	-	-	1	-	-	-	-	-
U-6A	1	-	-	1	-	2	-	-	-	-	1	-	-	1
U-10B	-	-	-	-	-	2	-	-	-	-	-	-	-	-
U-10D	-	-	-	-	-	1	-	-	-	-	-	-	-	-
U-17B	6	6	-	-	-	1	-	-	-	-	1	-	-	-
U-18A	2	-	-	1	1	-	-	-	-	2	-	-	-	-
U-18B	-	-	-	-	-	6	2	-	-	-	-	-	-	2
U-18C	1	-	-	-	1	1	-	-	-	-	-	-	-	1

Source: Data Applications Division, Data Services Center, Comptroller of the Air Force

DOWNGRADED TO:
UNCLASSIFIED AFTER 1 YEAR

DESIGN, AND SERIES, WORLD-WIDE SEMIANNUALLY - FY 1968 (CONTINUED)

LOSSES											MISSION, DESIGN, AND SERIES
Beyond Economic Repair											
Accidents		Museum or School	Natural Phenomena	Tested to De- struc- tion	On Combat Mission			Enemy Action Non- Combat Mission	Abandon- ment Enemy Action	Destroyed or Impounded	
Flying	Ground				Enemy Action	Flying Acci- dent	Cause Unknown				
1968 through 30 June 1968)											
4	-	1	-	-	6	-	-	-	-	-	HELICOPTER - TOTAL
-	-	-	-	-	1	-	-	-	-	-	CH-3B
-	-	-	-	-	2	-	-	-	-	-	CH-3C
-	-	-	-	-	2	-	-	-	-	-	CH-3E
2	-	1	-	-	-	-	-	-	-	-	HH-3E
-	-	-	-	-	-	-	-	-	-	-	HH-19B
1	-	-	-	-	-	-	-	-	-	-	UH-19B
1	-	-	-	-	-	-	-	-	-	-	CH-21B
-	-	-	-	-	1	-	-	-	-	-	HH-21B
-	-	-	-	-	-	-	-	-	-	-	HH-43F
1	-	-	-	-	3	-	2	1	-	-	ATTACK - TOTAL
-	-	-	-	-	-	-	-	-	-	-	S-2D
-	-	-	-	-	1	-	-	-	-	-	A-7D
1	-	-	-	-	2	-	2	1	-	-	A-26A
-	-	-	-	-	-	-	-	-	-	-	A-37A
-	-	-	-	-	-	-	-	-	-	-	A-37B
-	-	-	-	-	-	-	-	-	-	-	AC-119G
2	1	-	-	-	18	14	6	5	8	1	UTILITY - TOTAL
-	-	-	-	-	1	-	-	-	-	-	UC-123B
-	-	-	-	-	2	1	-	2	2	-	O-1E
-	-	-	-	-	5	2	-	2	-	-	O-1F
-	1	-	-	-	4	5	1	1	1	-	O-1G
2	-	-	-	-	6	4	5	-	5	-	O-2A
-	-	-	-	-	-	-	-	-	-	-	U-6A
-	-	-	-	-	-	2	-	-	-	-	U-10B
-	-	-	-	-	-	-	-	-	-	1	U-10D
-	-	-	-	-	-	-	-	-	-	-	U-17B
-	-	-	-	-	-	-	-	-	-	-	U-18A
-	-	-	-	-	-	-	-	-	-	-	U-18B
-	-	-	-	-	-	-	-	-	-	-	U-18C

DOWNGRADED TO:
UNCLASSIFIED AFTER 1 YEAR

TABLE 43 - USAF MISSILE AND DRONE GAINS AND LOSSES BY MISSION,

MISSION, DESIGN, AND SERIES	GAINS					LOSSES							
	Total	Pro- duc- tion	From MAP, USA, and USN	From Other	Re- des- igna- tion	Total	Re- des- igna- tion	Not Beyond Economical Repair					
								Obso- lete	Re- cla- ma- tion	Transfer and Diversion			
										MAP	USA	USN	Other
FIRST HALF FY 1968 (1 July)													
MISSILE - TOTAL	125	64	-	6	55	265	66	2	20	1	11	-	59
CGM-10A	-	-	-	-	3	6	-	-	-	-	-	-	-
CGM-10B	-	-	-	-	-	3	-	-	-	-	-	-	-
CGM-13A	-	-	-	-	-	17	-	-	-	-	-	-	-
CGM-16D	-	-	-	-	-	5	-	-	1	-	-	-	1
CGM-16E	1	-	-	1	-	1	-	-	-	-	-	-	1
CGM-16F	-	-	-	-	-	6	-	-	-	-	-	-	2
FCM-17A	-	-	-	-	-	21	13	-	-	-	-	-	1
ADM-20B	-	-	-	-	-	50	50	-	-	-	-	-	-
ADM-20C	50	-	-	-	50	8	-	-	-	-	-	-	-
HGM-25A	1	-	-	1	-	76	-	-	5	1	-	-	51
LGM-25C	2	1	-	-	1	5	-	-	-	-	-	-	-
XGM-25C	-	-	-	-	-	1	1	-	-	-	-	-	-
AGM-28A	2	-	-	-	2	7	-	2	3	-	-	-	-
AGM-28B	-	-	-	-	-	4	-	-	-	-	-	-	-
LGM-30A	1	-	-	-	1	6	-	-	5	-	-	-	-
LGM-30B	4	-	-	4	-	31	2	-	6	-	-	-	2
LGM-30F	63	62	-	-	1	6	-	-	-	-	-	-	1
XGM-30F	1	1	-	-	-	1	-	-	-	-	-	-	-
X-7A	-	-	-	-	-	11	-	-	-	-	11	-	-
DRONES - TOTAL	306	288	-	11	7	264	7	-	-	-	13	111	59
BQM-34A	265	254	-	11	-	228	-	-	-	-	7	110	39
BQM-34D	34	34	-	-	-	27	-	-	-	-	6	1	20
QB-47E	2	-	-	-	2	-	-	-	-	-	-	-	-
QJB-47E	-	-	-	-	-	2	2	-	-	-	-	-	-
QF-104A	3	-	-	-	3	2	2	-	-	-	-	-	-
QJF-104A	2	-	-	-	2	5	3	-	-	-	-	-	-
SECOND HALF FY 1968 (1 January)													
MISSILE - TOTAL	68	48	-	20	-	92	6	-	28	-	-	-	2
CGM-10A	-	-	-	-	-	10	-	-	-	-	-	-	-
CGM-10B	-	-	-	-	-	4	-	-	-	-	-	-	-
CGM-13A	-	-	-	-	-	14	1	-	-	-	-	-	-
CGM-16E	-	-	-	-	-	3	-	-	-	-	-	-	-
HGM-16F	-	-	-	-	-	6	-	-	-	-	-	-	-
FCM-17A	-	-	-	-	-	9	5	-	-	-	-	-	-
ADM-20C	-	-	-	-	-	-	-	-	-	-	-	-	-
LGM-25A	1	-	-	1	-	2	-	-	-	-	-	-	2
LGM-25C	-	-	-	-	-	3	-	-	-	-	-	-	-
AGM-28A	18	-	-	18	-	14	-	-	14	-	-	-	-

DOWNGRADED TO:
UNCLASSIFIED AFTER 1 YEAR

DESIGN, AND SERIES, WORLD-WIDE, SEMIANNUALLY - FY 1968

LOSSES											MISSION, DESIGN AND SERIES
Beyond Economical Repair											
Accident		Museum or School	Tested To Destruction	Mission		Failure		On Combat Mission			
Flying	Ground			In-complete	Complete	To Retrieve	Of Recovery Capabilities	Enemy Action	Flying Accident	Cause Unknown	
1967 through 31 December 1967)											
2	4	25	51	4	20	-	-	-	-	-	MISSILE - TOTAL
-	-	3	3	-	-	-	-	-	-	-	CTM-10A
-	-	-	3	-	-	-	-	-	-	-	CTM-10B
2	4	1	10	-	-	-	-	-	-	-	MEM-13A
-	-	-	-	-	3	-	-	-	-	-	CGM-16D
-	-	-	-	-	-	-	-	-	-	-	CGM-16E
-	-	-	2	-	2	-	-	-	-	-	HGM-16F
-	-	2	-	-	5	-	-	-	-	-	PGM-17A
-	-	-	-	-	-	-	-	-	-	-	ADM-20B
-	-	-	7	-	1	-	-	-	-	-	ADM-20C
-	-	19	-	-	-	-	-	-	-	-	HGM-25A
-	-	-	5	-	-	-	-	-	-	-	LGM-25C
-	-	-	-	-	-	-	-	-	-	-	XGM-25C
-	-	-	2	-	-	-	-	-	-	-	AGM-28A
-	-	-	4	-	-	-	-	-	-	-	AGM-28B
-	-	-	1	-	-	-	-	-	-	-	LGM-30A
-	-	-	8	4	9	-	-	-	-	-	LGM-30B
-	-	-	5	-	-	-	-	-	-	-	LGM-30F
-	-	-	1	-	-	-	-	-	-	-	XGM-30F
-	-	-	-	-	-	-	-	-	-	-	X7A
2	-	-	17	1	1	2	2	2	1	39	DRONES - TOTAL
1	-	-	16	1	1	2	9	2	1	39	BQM-34A
-	-	-	-	-	-	-	-	-	-	-	BQM-34D
-	-	-	-	-	-	-	-	-	-	-	QB-47E
-	-	-	-	-	-	-	-	-	-	-	JQB-47E
-	-	-	-	-	-	-	-	-	-	-	QF-104A
1	-	-	1	-	-	-	-	-	-	-	JQF-104A
1968 through 30 June 1968											
-	1	1	46	-	8	-	-	-	-	-	MISSILE - TOTAL
-	-	1	9	-	-	-	-	-	-	-	CTM-10A
-	-	-	4	-	-	-	-	-	-	-	CTM-10B
-	-	-	13	-	-	-	-	-	-	-	MEM-13A
-	-	-	-	-	3	-	-	-	-	-	CGM-16E
-	-	-	4	-	2	-	-	-	-	-	HGM-16F
-	-	-	4	-	-	-	-	-	-	-	PGM-17A
-	-	-	-	-	-	-	-	-	-	-	ADM-20C
-	-	-	-	-	-	-	-	-	-	-	LGM-25A
-	-	-	1	-	2	-	-	-	-	-	LGM-25C
-	-	-	-	-	-	-	-	-	-	-	AGM-28A

DOWNGRADED TO:
UNCLASSIFIED AFTER 1 YEAR

TABLE 43 - USAF MISSILE AND DRONE GAINS AND LOSSES BY MISSION.

MISSION, DESIGN, AND SERIES	GAINS					LOSSES							
	Total	Pro- duc- tion	From MAP, USA, and USN	From Other	Re- des- igna- tion	Total	Re- des- igna- tion	Not Beyond Economical Repair					
								Obso- lete	Re- cla- ma- tion	Transfer and Diversion			
										MAP	USA	USN	Other
SECOND HALF FY 1968 (1 January)													
<u>MISSILE (Continued)</u>													
AGM-28B	1	-	-	1	-	1	-	-	-	-	-	-	-
LGM-30A	-	-	-	-	-	12	-	-	12	-	-	-	-
LGM-30B	-	-	-	-	-	7	-	-	2	-	-	-	-
LGM-30F	48	48	-	-	-	5	-	-	-	-	-	-	-
XGM-30F	-	-	-	-	-	2	-	-	-	-	-	-	-
<u>DRONES - TOTAL</u>	<u>306</u>	<u>303</u>	<u>1</u>	<u>1</u>	<u>1</u>	<u>268</u>	-	-	<u>33</u>	<u>21</u>	<u>41</u>	<u>95</u>	<u>8</u>
MGM-13A	1	-	-	-	1	-	-	-	-	-	-	-	-
BQM-34A	256	254	1	1	-	239	-	-	33	21	13	95	8
BQM-34D	49	49	-	-	-	28	-	-	-	-	28	-	-
QF-104A	-	-	-	-	-	1	-	-	-	-	-	-	-

Source: Data Applications Division, Data Services Center, Comptroller of the Air Force.

DOWNGRADED TO:
UNCLASSIFIED AFTER 1 YEAR

DESIGN, AND SERIES, WORLD-WIDE, SEMIANNUALLY - FY 1968 (CONTINUED)

LOSSES											MISSION, DESIGN AND SERIES
Beyond Economical Repair											
Accident		Museum or School	Tested To De- struc- tion	Mission		Failure		On Combat Mission			
Fly- ing	Ground			In- com- plete	Com- plete	To Re- trieve	Of Rec- overy Capa- bilities	Enemy Action	Fly- ing Acci- dent	Cause Un- known	
1968 through 30 June 1968 (Continued)											<u>MISSILE (Continued)</u> AGM-28B LGM-30A LGM-30B LGM-30F XGM-30F <u>DRONES - TOTAL</u> MGM-13A BQM-34A BQM-34D QF-104A
-	1	-	-	-	-	-	-	-	-	-	
-	-	-	5	-	-	-	-	-	-	-	
-	-	-	4	-	1	-	-	-	-	-	
-	-	-	2	-	-	-	-	-	-	-	
4	2	-	21	4	1	1	8	-	1	28	
-	-	-	-	-	-	-	-	-	-	-	
3	2	-	21	4	1	1	8	-	1	28	
-	-	-	-	-	-	-	-	-	-	-	
1	-	-	-	-	-	-	-	-	-	-	

DOWNGRADED TO:
UNCLASSIFIED AFTER 1 YEAR

MATERIEL (CONTINUED)**PROPULSION UNITS****INTRODUCTION**

Data on production and inventory of aircraft, missile, and drone engines are presented in this section. Engine production data are obtained under the provision of AFR 84-8, dated 7 July 1964, while engine inventory data are obtained under the provisions of AFM 400-1 dated 11 March 1966.

DEFINITIONS

ACCEPTANCES - A propulsion unit that has been shop-assembled and fully inspected by authorized USAF or Navy plant representatives, and for which the title, responsibility, and accountability have been assumed by the contracting agency or recipient.

INSTALLED ENGINE - Serviceable or reparable propulsion units that are either physically mounted on aircraft, missile or drone or undergoing organizational maintenance for reinstallation in an aircraft, missile, or drone.

REPARABLE ENGINE - A propulsion unit operationally unsuitable for installation requiring depot overhaul, field maintenance, or Technical Order Compliance or modification (grounding TOC). Also, one used for Unsatisfactory Reported (UR) exhibit, calibration or test, or engineering evaluation.

SERVICEABLE ENGINE - A propulsion unit determined to be operationally suitable for installation, including units requiring or undergoing build-up, organizational maintenance, TOC or modification other than ground TOC, and those ready for use.

UNINSTALLED ENGINE (formerly designated as SPARE) - A propulsion unit available for distribution or installation, with or without controls or built-up accessories which convert it to a power pack.

TABLE 44 - USAF PROPULSION UNIT ACCEPTANCES BY TYPE AND RECIPIENTS - FY 1968

(Excludes experimental, remanufactured, and mock-up engine production)

TYPE	TOTAL	US AIR FORCE	US NAVY	MILITARY ASSISTANCE PROGRAM
<u>TOTAL</u>	<u>4,418</u>	<u>2,799</u>	<u>1,314</u>	<u>305</u>
<u>TURBO-FAN - TOTAL</u>	<u>472</u>	<u>472</u>	-	-
TF30	265	265	-	-
TF33	179	179	-	-
YT/TF39	28	28	-	-
YT/TF41	-	-	-	-
<u>TURBO-JET - TOTAL</u>	<u>2,823</u>	<u>1,969</u>	<u>560</u>	<u>294</u>
J/YT69	613	602	11	-
J79	1,424	875	549	-
J85	786	492	-	294
<u>TURBO-PROP - TOTAL</u>	<u>1,123</u>	<u>358</u>	<u>754</u>	<u>11</u>
T50	113	-	113	-
T53	17	6	-	11
T56	420	198	222	-
T58	494	141	353	-
T64	79	13	66	-

Source: Data Applications Division, Data Services Center, Comptroller of the Air Force

DOWNGRADED AT 3 YEAR INTERVALS;
DECLASSIFIED AFTER 12 YEARS.
DOD DIR. 5200.10

TABLE 45 - USAF PROPULSION UNIT ACCEPTANCES OF MODELS IN PRODUCTION BY MANUFACTURER, BY MONTH - FY 1968

MANUFACTURER AND TYPE, MODEL, AND SERIES	UTILIZATION	TOTAL ACCEPTED TO DATE	TOTAL ACCEPTED PRIOR TO 1 JUL 67	ACCEPTANCE FOR FY 1968												
				Total	Jul (1967)	Aug	Sep	Oct	Nov	Dec	Jan (1968)	Feb	Mar	Apr	May	Jun
<u>ALL SERVICES - TOTAL</u>				<u>4,418</u>	<u>351</u>	<u>426</u>	<u>414</u>	<u>492</u>	<u>413</u>	<u>420</u>	<u>320</u>	<u>312</u>	<u>324</u>	<u>284</u>	<u>344</u>	<u>318</u>
USAF FOR USAF																
<u>TOTAL</u>				<u>2,799</u>	<u>224</u>	<u>260</u>	<u>280</u>	<u>288</u>	<u>258</u>	<u>282</u>	<u>172</u>	<u>178</u>	<u>198</u>	<u>179</u>	<u>242</u>	<u>238</u>
<u>Pratt & Whitney - Total</u>				<u>198</u>	<u>32</u>	<u>32</u>	<u>8</u>	<u>27</u>	<u>14</u>	<u>24</u>	<u>11</u>	<u>10</u>	<u>10</u>	<u>10</u>	<u>10</u>	<u>10</u>
56-A-7A	C-130B/E	287	252	35	12	12	3	-	-	8	-	-	-	-	-	-
56-A-15	C/HC-130H	738	575	163	20	20	5	27	14	16	11	10	10	10	10	10
<u>Rockwell - Total</u>				<u>6</u>	<u>-</u>	<u>-</u>	<u>-</u>	<u>-</u>	<u>-</u>	<u>-</u>	<u>-</u>	<u>-</u>	<u>2</u>	<u>4</u>	<u>-</u>	<u>-</u>
53-L-11/11A	HH-43F	13	7	6	-	-	-	-	-	-	-	-	2	4	-	(Complete)
<u>Continental A and E - Total</u>				<u>602</u>	<u>45</u>	<u>46</u>	<u>46</u>	<u>45</u>	<u>45</u>	<u>45</u>	<u>45</u>	<u>18</u>	<u>41</u>	<u>32</u>	<u>91</u>	<u>10</u>
69-T-25	T-37A/B/C	1,232	1,175	57	-	-	-	-	-	-	-	-	6	2	13	3
J/J69-T-29	BCM-34A	2,452	1,907	545	45	46	46	45	45	45	45	18	35	30	78	67
<u>General Electric - Total</u>				<u>1,549</u>	<u>104</u>	<u>136</u>	<u>179</u>	<u>173</u>	<u>149</u>	<u>168</u>	<u>75</u>	<u>118</u>	<u>117</u>	<u>107</u>	<u>117</u>	<u>106</u>
J79-GE-15	RF/F-4C/D/E	4,173	3,820	353	20	51	68	75	49	42	8	8	8	8	8	8
J79-GE-17	F-4E	615	129	486	35	29	31	31	40	55	32	49	46	47	44	47
J79-GE-19	F-104A/B/C/D	36	-	36	-	-	2	2	6	6	6	6	8	(Complete)	-	-
J85-GE-5/5A	T38A; XV-5A	2,463	2,228	235	5	13	25	26	28	42	6	24	22	18	18	8
J85-GE-17/17A	AT-37D; C-119B; C-123B/K	574	320	254	27	28	26	21	12	7	12	17	21	22	36	25
YJ85-GE-19	XV-4	12	9	3	-	-	-	-	-	-	-	-	3	(Complete)	-	-
T58-GE-3	UH-1F	230	215	15	5	5	5	(Complete)	-	-	-	-	-	-	-	-
T58-GE-5	CH-3C/E; HH-3	306	180	126	12	10	21	17	12	10	9	9	7	9	2	8
T64-GE-7	HH-53B	13	-	13	-	-	-	-	-	2	-	-	2	-	3	6
YT/TF-39-GE-1	C-5A	28	-	28	-	-	1	1	2	4	2	5	-	3	6	4

DOWNGRADED AT 3 YEAR INTERVALS;
DECLASSIFIED AFTER 12 YEARS.
DOD DIR. 5200.10

USAF FOR USAF (CONTINUED)																
<u>Pratt and Whitney - Total</u>																
TF30-P-3	F-111C; F-111K	293	30	444	43	46	47	43	50	45	41	32	28	26	24	19
TF30-P-12A	FB-111A	2	-	263	6	15	16	20	27	25	31	28	28	26	24	17
TF33-P-7	C-141A	1,468	1,289	2	-	-	-	-	-	-	-	4	-	-	-	2
				179	37	31	31	23	23	20	10	-	-	-	-	-
USAF FOR MILITARY ASSISTANCE PROGRAM (MAP)																
<u>TOTAL</u>				305	25	26	38	37	35	28	22	12	22	19	22	19
<u>General Electric - Total</u>				294	25	26	38	36	35	25	22	12	19	17	20	19
J85-GE-13	F-5A/B	1,489	1,145	294	25	26	38	36	35	25	22	12	19	17	20	19
<u>Bell - Total</u>				11	-	-	-	1	-	3	-	-	3	2	2	-
T53-L-13	UH-1H	11	-	11	-	-	-	1	-	3	-	-	3	2	2	-
USAF FOR NAVY																
<u>TOTAL</u>				1,314	102	140	96	167	120	110	126	122	104	86	80	61
<u>Allison - Total</u>				222	20	29	-	50	22	19	16	20	12	15	13	6
T56-A-14	P-3A	629	449	180	20	25	-	42	19	14	12	12	12	12	12	-
T56-A-16	EC-130Q; LC-130	42	-	42	-	4	-	8	3	5	4	8	-	3	1	6
<u>Boeing - Total</u>				113	13	13	13	12	11	11	13	13	12	-	2	-
T50-B-12	QH-50H	334	221	113	13	13	13	12	11	11	13	13	12	-	2	(Comp)
<u>Continental A & E - Total</u>				11	-	-	-	-	-	4	2	-	2	1	-	2
XJ69-T-6	X/BQM-34E	17	6	11	-	-	-	-	-	4	2	-	2	1	-	2
<u>General Electric - Total</u>				968	69	98	83	105	87	76	95	89	78	70	65	53
J79-GE-10	F-4J; RA-5C	867	318	549	44	52	38	55	44	41	66	51	47	39	37	35
T58-GE-8B (Coast Guard)	HU-251G; HH-52A	147	131	16	1	1	1	5	-	-	-	-	-	2	2	4
YF/T58-GE-10	CH-46D; SH-3D	940	603	337	19	35	31	31	27	27	29	38	31	29	26	14
T64-GE-6A/B	CH-53A	386	320	66	5	10	13	14	16	8	(Complete)	-	-	-	-	-

Source: Data Applications Division, Data Services Center,
Comptroller of the Air Force.

DOWNGRADED AT 3 YEAR INTERVALS;
DECLASSIFIED AFTER 12 YEARS.
DOD DIR. 5200.10

TABLE 46 - USAF PROPULSION UNITS BY ACCOUNT, BY MAJOR TYPE, BY STATUS, WORLD-WIDE, 30 JUNE 1968

ACCOUNT AND MAJOR TYPE	TOTAL	INSTALLED TOTAL	UNINSTALLED		
			Total	Serviceable	Reparable
<u>TOTAL</u>	<u>63,543</u>	<u>42,810</u>	<u>20,733</u>	<u>8,394</u>	<u>12,339</u>
<u>JET - TOTAL</u>	38,992	28,771	10,221	4,201	6,020
RAM JET - TOTAL	570	448	122	110	12
TURBO-PROP - TOTAL	5,289	3,346	1,943	944	999
LIQUID ROCKET - TOTAL	1,364	543	821	360	461
RECIPROCATING - TOTAL	17,328	9,702	7,626	2,779	4,847
<u>US AIR FORCE - TOTAL</u>	<u>55,049</u>	<u>37,490</u>	<u>17,559</u>	<u>6,330</u>	<u>11,229</u>
Jet	35,149	26,554	8,595	3,164	5,431
Ram Jet	568	448	120	108	12
Turbo-Prop	4,709	3,047	1,662	715	947
Liquid Rocket	1,046	433	613	168	445
Reciprocating	13,577	7,008	6,569	2,175	4,394
<u>BALTIMORE - TOTAL</u>	<u>241</u>	<u>110</u>	<u>131</u>	<u>105</u>	<u>26</u>
Jet	198	91	107	83	24
Turbo-Prop	8	6	2	1	1
Reciprocating	35	13	22	21	1
<u>ARMY - TOTAL</u>	<u>3</u>	<u>-</u>	<u>3</u>	<u>2</u>	<u>1</u>
Reciprocating	3	-	3	2	1
<u>T FURNISHED PROPERTY - TOTAL</u>	<u>1,223</u>	<u>878</u>	<u>345</u>	<u>232</u>	<u>113</u>
Jet	652	437	215	141	74
Turbo-Prop	289	246	43	30	13
Liquid Rocket	32	15	17	6	11
Reciprocating	250	180	70	55	15
<u>NAVY ASSISTANCE PROGRAM - TOTAL</u>	<u>377</u>	<u>126</u>	<u>251</u>	<u>64</u>	<u>157</u>
Jet	194	107	87	25	62
Turbo-Prop	9	-	9	8	1
Reciprocating	174	19	155	31	124
<u>GOVERNMENT FURNISHED AIRCRAFT EQUIPMENT - TOTAL</u>	<u>1,368</u>	<u>412</u>	<u>956</u>	<u>932</u>	<u>24</u>
Jet	918	338	580	559	21
Turbo-Prop	195	8	187	187	-
Liquid Rocket	255	66	189	186	3
<u>AIR NATIONAL GUARD BUREAU - TOTAL</u>	<u>3,227</u>	<u>2,426</u>	<u>801</u>	<u>461</u>	<u>340</u>
Jet	1,521	1,125	396	167	229
Reciprocating	1,706	1,301	405	294	111
<u>AIR FORCE RESERVE - TOTAL</u>	<u>1,323</u>	<u>1,069</u>	<u>254</u>	<u>192</u>	<u>62</u>
Jet	1	-	1	-	1
Turbo-Prop	37	32	5	2	3
Reciprocating	1,285	1,037	248	190	58
<u>GROUND TRAINING - TOTAL</u>	<u>366</u>	<u>151</u>	<u>215</u>	<u>4</u>	<u>211</u>
Jet	213	91	122	4	118
Turbo-Prop	39	7	32	-	32
Liquid Rocket	4	2	2	-	2
Reciprocating	110	51	59	-	59
<u>US NAVY - TOTAL</u>	<u>8</u>	<u>3</u>	<u>5</u>	<u>4</u>	<u>1</u>
Jet	2	2	-	-	-
Ram Jet	2	-	2	2	-
Reciprocating	4	1	3	2	1

TABLE 46 - USAF PROPULSION UNITS BY ACCOUNT, BY MAJOR TYPE, BY STATUS, WORLD-WIDE,
30 JUNE 1968 (CONTINUED)

ACCOUNT AND MAJOR TYPE	TOTAL	INSTALLED TOTAL	UNINSTALLED		
			Total	Serviceable	Reparable
<u>RESEARCH AND DEVELOPMENT - TOTAL</u>	95	-	95	41	54
Jet	91	-	91	39	52
Turbo-Prop.	3	-	3	1	2
Reciprocating	1	-	1	1	-
<u>ON LOAN - TOTAL</u>	51	25	26	20	6
Jet	42	18	24	19	5
Reciprocating	9	7	2	1	1
<u>FEDERAL AVIATION AGENCY - TOTAL</u>	8	8	-	-	-
Jet	8	8	-	-	-
<u>AERO CLUB - TOTAL</u>	172	83	89	7	82
Reciprocating	172	83	89	7	82
<u>OTHER - TOTAL</u>	30	27	3	-	3
Jet	3	-	3	-	3
Liquid Rocket	27	27	-	-	-
<u>COAST GUARD - TOTAL</u>	2	2	-	-	-
Reciprocating	2	2	-	-	-

Source: Data Applications Division, Data Services Center, Comptroller of the Air Force

TABLE 47 - USAF PROPULSION UNITS BY MAJOR TYPE, BY MODEL, BY STATUS, WORLD-WIDE,
30 JUNE 1968

MAJOR TYPE AND MODEL	TOTAL	INSTALLED TOTAL	UNINSTALLED		
			Total	Serviceable	Reparable
<u>TOTAL</u>	<u>63,543</u>	<u>42,810</u>	<u>20,733</u>	<u>8,394</u>	<u>12,339</u>
<u>JET - TOTAL</u>	<u>38,992</u>	<u>28,771</u>	<u>10,221</u>	<u>4,201</u>	<u>6,020</u>
JT3	28	16	12	9	3
JT6	2	2	-	-	-
J33	2,130	1,229	901	248	653
J35	248	121	127	8	119
J44	26	16	10	8	2
J47	6,417	5,214	1,203	164	1,039
J52	639	501	138	80	58
J57	12,539	9,656	2,883	1,075	1,808
J60	532	372	160	66	94
J65	1,225	669	556	132	424
J69	2,117	1,550	567	401	166
J71	369	196	173	57	116
J73	170	88	82	20	62
J75	883	554	329	96	233
J79	4,996	3,709	1,287	742	545
J85	3,572	2,573	999	621	378
J93	25	6	19	17	2
TF30	352	142	210	140	70
TF33	2,703	2,157	546	298	248
TF39	19	-	19	19	-
<u>RAM JET - TOTAL</u>	<u>570</u>	<u>448</u>	<u>122</u>	<u>110</u>	<u>12</u>
RJ43	570	448	122	110	12
<u>TURBO-PROP - TOTAL</u>	<u>5,289</u>	<u>3,346</u>	<u>1,943</u>	<u>944</u>	<u>999</u>
T34	348	165	183	69	114
T53	255	154	101	50	51
T55	5	1	4	-	4
T56	3,791	2,639	1,152	454	698
T58	636	320	316	206	110
T64	64	26	38	25	13
T76	180	33	147	138	9
T501	10	8	2	2	-
<u>LIQUID ROCKET - TOTAL</u>	<u>1,364</u>	<u>543</u>	<u>821</u>	<u>360</u>	<u>461</u>
J10	25	6	19	16	3
LR79	94	42	52	28	24
LR87	114	85	29	20	9
LR89	312	166	146	65	81
LR91	114	85	29	24	5
LR101	556	85	471	169	302
LR105	149	74	75	38	37
<u>RECIPROCATING - TOTAL</u>	<u>17,328</u>	<u>9,702</u>	<u>7,626</u>	<u>2,779</u>	<u>4,847</u>
O290	5	5	-	-	-
O360	500	395	105	43	62
O435	2	-	2	2	-
O470	1,161	628	533	237	296
O480	127	89	38	24	14
R755	1	1	-	-	-
R985	138	17	121	35	86
R1300	403	140	263	56	207
R1340	4	3	1	1	-
R1820	613	237	376	142	234
R1830	1,958	1,001	957	432	525
R2000	1,738	953	785	166	619
R2800	2,475	1,679	796	395	401
R3350	2,543	1,528	1,015	445	570
R4360	5,660	3,026	2,634	801	1,833

Source: Data Applications Division, Data Services Center, Comptroller of the Air Force

TABLE 48 - USAF PROPULSION UNITS BY ACCOUNT, BY TYPE, BY STATUS, WORLD-WIDE,
30 JUNE 1968

ACCOUNT AND TYPE	TOTAL	INSTALLED TOTAL	UNINSTALLED		
			Total	Serviceable	Reparable
<u>PROPULSION UNITS - TOTAL</u>	<u>63,543</u>	<u>42,810</u>	<u>20,733</u>	<u>8,394</u>	<u>12,332</u>
<u>US AIR FORCE - TOTAL</u>	<u>55,049</u>	<u>37,490</u>	<u>17,559</u>	<u>6,330</u>	<u>11,229</u>
<u>Jet - Total</u>	<u>35,149</u>	<u>26,554</u>	<u>8,595</u>	<u>3,164</u>	<u>5,431</u>
JT3	28	16	12	9	3
J33	1,843	1,093	750	195	555
J35	125	40	85	-	85
J47	6,175	5,077	1,098	112	986
J52	633	496	137	80	57
J57	11,683	9,035	2,648	1,020	1,628
J60	522	364	158	64	94
J65	668	248	420	39	381
J69	1,881	1,517	364	202	162
J71	344	179	165	53	112
J73	164	86	78	17	61
J75	829	523	306	96	210
J79	4,360	3,327	1,033	572	461
J85	3,147	2,427	720	371	349
J93	2	-	2	-	2
TF30	154	65	89	40	49
TF33	2,585	2,059	526	290	236
TF39	4	-	4	4	-
PT6	2	2	-	-	-
<u>Ram Jet - Total</u>	<u>568</u>	<u>448</u>	<u>120</u>	<u>108</u>	<u>12</u>
RJ43	568	448	120	108	12
<u>Turbo-Prop - Total</u>	<u>4,709</u>	<u>3,047</u>	<u>1,662</u>	<u>715</u>	<u>947</u>
T34	324	145	179	68	111
T53	238	152	86	42	44
T55	2	-	2	-	2
T56	3,422	2,370	1,052	385	667
T58	611	318	293	190	103
T64	46	21	25	12	13
T76	56	33	23	16	7
T501	10	8	2	2	-
<u>Liquid Rocket - Total</u>	<u>1,046</u>	<u>433</u>	<u>613</u>	<u>168</u>	<u>445</u>
J10	15	-	15	12	3
LR79	51	13	38	17	21
LR87	102	77	25	17	8
LR89	266	166	100	19	81
LR91	101	77	24	21	3
LR101	393	26	367	73	294
LR105	118	74	44	9	35
<u>Reciprocating - Total</u>	<u>13,577</u>	<u>7,008</u>	<u>6,569</u>	<u>2,175</u>	<u>4,394</u>
0360	492	388	104	43	61
0435	2	-	2	2	-
0470	973	541	432	219	213
0480	98	65	33	20	13
R985	133	16	117	34	83
R1300	359	123	236	53	183
R1340	4	3	1	1	-
R1820	461	162	299	89	210
R1830	1,779	921	858	392	466
R2000	1,539	797	742	134	608
R2800	2,371	1,602	769	387	382
R3350	1,646	821	825	323	502
R4360	3,720	1,569	2,151	478	1,673

TABLE 48 - USAF PROPULSION UNITS BY ACCOUNT, BY TYPE, BY STATUS, WORLD-WIDE,
30 JUNE 1968 (CONTINUED)

ACCOUNT AND TYPE	TOTAL	INSTALLED TOTAL	UNINSTALLED		
			Total	Serviceable	Reparable
<u>BALTIMORE - TOTAL</u>	<u>241</u>	<u>110</u>	<u>131</u>	<u>105</u>	<u>26</u>
<u>Jet - Total</u>	<u>198</u>	<u>91</u>	<u>107</u>	<u>83</u>	<u>24</u>
J33	24	4	20	20	-
J47	60	8	52	36	16
J57	20	18	2	2	-
J65	2	-	2	2	-
J69	5	4	1	-	1
J71	3	1	2	2	-
J73	4	1	3	3	-
J75	3	3	-	-	-
J79	3	1	2	-	2
J85	33	11	22	18	4
TF33	41	40	1	-	1
<u>Turbo-Prop - Total</u>	<u>8</u>	<u>6</u>	<u>2</u>	<u>1</u>	<u>1</u>
T34	8	6	2	1	1
<u>Reciprocating - Total</u>	<u>35</u>	<u>13</u>	<u>22</u>	<u>21</u>	<u>1</u>
O470	4	2	2	1	1
R985	1	1	-	-	-
R1830	7	4	3	3	-
R2800	2	2	-	-	-
R3350	4	4	-	-	-
R4360	17	-	17	17	-
<u>US ARMY - TOTAL</u>	<u>3</u>	<u>-</u>	<u>3</u>	<u>2</u>	<u>1</u>
<u>Reciprocating - Total</u>	<u>3</u>	<u>-</u>	<u>3</u>	<u>2</u>	<u>1</u>
R2000	1	-	1	-	1
O470	2	-	2	2	-
<u>GOVERNMENT FURNISHED PROPERTY - TOTAL</u>	<u>1,223</u>	<u>878</u>	<u>345</u>	<u>232</u>	<u>113</u>
<u>Jet - Total</u>	<u>652</u>	<u>437</u>	<u>215</u>	<u>141</u>	<u>74</u>
J33	3	1	2	1	1
J47	7	4	3	2	1
J57	245	178	67	18	49
J60	10	8	2	2	-
J65	8	2	6	3	3
J69	4	-	4	4	-
J71	20	14	6	2	4
J75	11	6	5	-	5
J79	79	71	8	8	-
J85	18	18	-	-	-
TF30	183	77	106	96	10
TF33	62	58	4	3	1
TF39	2	-	2	2	-
<u>Turbo-Prop - Total</u>	<u>289</u>	<u>246</u>	<u>43</u>	<u>30</u>	<u>13</u>
T34	16	16	-	-	-
T53	3	1	2	2	-
T55	1	1	-	-	-
T56	269	228	41	28	13
<u>Liquid Rocket - Total</u>	<u>32</u>	<u>15</u>	<u>17</u>	<u>6</u>	<u>11</u>
LR79	10	5	5	2	3
LRL01	22	10	12	4	8

TABLE 48 - USAF PROPULSION UNITS BY ACCOUNT, BY TYPE, BY STATUS, WORLD-WIDE,
30 JUNE 1968 (CONTINUED)

ACCOUNT AND TYPE	TOTAL	INSTALLED TOTAL	UNINSTALLED		
			Total	Serviceable	Reparable
GOVERNMENT FURNISHED PROPERTY - (Continued)					
<u>Reciprocating - Total</u>	<u>250</u>	<u>180</u>	<u>70</u>	<u>55</u>	<u>15</u>
R1820	29	3	26	26	-
R1830	10	5	5	4	1
R2000	4	4	-	-	-
R2800	46	45	1	1	-
R4360	140	106	34	21	13
O480	1	1	-	-	-
R3350	20	16	4	3	1
MILITARY ASSISTANCE PROGRAM (MAP) - TOTAL	<u>377</u>	<u>126</u>	<u>251</u>	<u>64</u>	<u>187</u>
<u>Jet - Total</u>	<u>144</u>	<u>107</u>	<u>87</u>	<u>25</u>	<u>62</u>
J33	1	1	-	-	-
J57	18	-	18	-	18
J65	11	11	-	-	-
J69	12	12	-	-	-
J79	146	83	63	24	39
J85	6	-	6	1	5
<u>Turbo-Prop - Total</u>	<u>9</u>	<u>-</u>	<u>9</u>	<u>8</u>	<u>1</u>
T53	1	-	1	-	1
T56	8	-	8	8	-
<u>Reciprocating - Total</u>	<u>174</u>	<u>19</u>	<u>155</u>	<u>31</u>	<u>124</u>
R985	4	-	4	1	3
R1300	18	-	18	3	15
R1820	29	-	29	11	18
R1830	68	4	64	13	51
R2000	3	1	2	1	1
R2800	8	-	8	-	8
R3350	34	6	28	-	28
O360	7	7	-	-	-
O470	3	1	2	2	-
GOVERNMENT FURNISHED AIRCRAFT EQUIPMENT - TOTAL	<u>1,368</u>	<u>412</u>	<u>956</u>	<u>932</u>	<u>24</u>
<u>Jet - Total</u>	<u>918</u>	<u>338</u>	<u>580</u>	<u>559</u>	<u>21</u>
J69	189	7	182	182	-
J79	361	214	147	135	12
J85	348	117	231	223	8
TF30	4	-	4	4	-
TF33	2	-	2	1	1
TF39	13	-	13	13	-
J33	1	-	1	1	-
<u>Turbo-Prop - Total</u>	<u>195</u>	<u>8</u>	<u>187</u>	<u>187</u>	<u>-</u>
T53	6	-	6	6	-
T56	36	5	31	31	-
T58	16	-	16	16	-
T64	15	3	12	12	-
T76	122	-	122	122	-
<u>Liquid Rocket - Total</u>	<u>255</u>	<u>66</u>	<u>189</u>	<u>186</u>	<u>3</u>
J10	10	4	4	4	-
LR79	24	15	9	9	-
LR87	10	7	3	3	-
LR89	46	-	46	46	-
LR91	11	7	4	3	1
LR101	123	31	92	92	-
LR105	31	-	31	29	2

TABLE 48 - USAF PROPULSION UNITS BY ACCOUNT, BY TYPE, BY STATUS, WORLD-WIDE,
30 JUNE 1968 (CONTINUED)

ACCOUNT AND TYPE	TOTAL	INSTALLED TOTAL	UNINSTALLED		
			Total	Serviceable	Reparable
<u>AIR NATIONAL GUARD BUREAU - TOTAL</u>	<u>3,227</u>	<u>2,426</u>	<u>801</u>	<u>461</u>	<u>340</u>
<u>Jet - Total</u>	<u>1,521</u>	<u>1,125</u>	<u>396</u>	<u>167</u>	<u>229</u>
J33	226	118	108	28	80
J35	123	81	42	8	34
J44	26	16	10	8	2
J47	132	106	26	13	13
J57	423	362	61	20	41
J65	533	408	125	87	38
J73	2	1	1	-	1
J75	31	22	9	-	9
J79	25	11	14	3	11
<u>Reciprocating - Total</u>	<u>1,706</u>	<u>1,301</u>	<u>405</u>	<u>294</u>	<u>111</u>
R1820	44	36	8	6	2
R1830	67	51	16	16	-
R2000	180	143	37	31	6
R2800	33	24	9	7	2
R3350	180	139	41	36	5
R4360	1,174	885	289	194	95
O480	28	23	5	4	1
<u>AIR FORCE RESERVE - TOTAL</u>	<u>1,323</u>	<u>1,069</u>	<u>254</u>	<u>192</u>	<u>62</u>
<u>Jet - Total</u>	<u>1</u>	<u>-</u>	<u>1</u>	<u>-</u>	<u>1</u>
J47	1	-	1	-	1
<u>Reciprocating - Total</u>	<u>1,285</u>	<u>1,037</u>	<u>248</u>	<u>190</u>	<u>58</u>
R1820	45	33	12	9	3
R1830	19	14	5	4	1
R3350	654	541	113	81	32
R4360	554	442	112	90	22
O470	13	7	6	6	-
<u>Turbo-Prop - Total</u>	<u>37</u>	<u>32</u>	<u>5</u>	<u>2</u>	<u>3</u>
T56	37	32	5	2	3
<u>GROUND TRAINING - TOTAL</u>	<u>366</u>	<u>151</u>	<u>215</u>	<u>4</u>	<u>211</u>
<u>Jet - Total</u>	<u>213</u>	<u>91</u>	<u>122</u>	<u>4</u>	<u>118</u>
J33	31	12	19	2	17
J47	22	7	15	-	15
J52	6	5	1	-	1
J57	103	55	48	2	46
J65	2	-	2	-	2
J69	12	10	2	-	2
J71	2	2	-	-	-
J75	4	-	4	-	4
J79	14	-	14	-	14
J85	9	-	9	-	9
TF30	3	-	3	-	3
TF33	5	-	5	-	5
<u>Turbo-Prop - Total</u>	<u>39</u>	<u>7</u>	<u>32</u>	<u>-</u>	<u>32</u>
T34	2	-	2	-	2
T53	7	1	6	-	6
T56	19	4	15	-	15
T58	9	2	7	-	7
T76	2	-	2	-	2

TABLE 48 - USAF PROPULSION UNITS BY ACCOUNT, BY TYPE, BY STATUS, WORLD-WIDE,
30 JUNE 1968 (CONTINUED)

ACCOUNT AND TYPE	TOTAL	INSTALLED TOTAL	UNINSTALLED		
			Total	Serviceable	Reparable
<u>GROUND TRAINING (Continued)</u>					
<u>Liquid Rocket - Total.</u>	<u>4</u>	<u>2</u>	<u>2</u>	-	<u>2</u>
LR87	2	1	1	-	1
LR91	2	1	1	-	1
<u>Reciprocating - Total.</u>	<u>110</u>	<u>51</u>	<u>59</u>	-	<u>52</u>
O360	1	-	1	-	1
R1300	26	17	9	-	9
R1830	7	2	5	-	5
R2000	7	4	3	-	3
R2800	13	4	9	-	9
R3350	2	-	2	-	2
R4360	54	24	30	-	30
<u>US NAVY - TOTAL.</u>	<u>8</u>	<u>3</u>	<u>5</u>	<u>4</u>	<u>1</u>
<u>Jet - Total.</u>	<u>2</u>	<u>2</u>	-	-	-
J79	2	2	-	-	-
<u>Reciprocating - Total</u>	<u>4</u>	<u>1</u>	<u>3</u>	<u>2</u>	<u>1</u>
R1830	1	-	1	-	1
R3350	3	1	2	2	-
<u>Ram Jet - Total.</u>	<u>2</u>	-	<u>2</u>	<u>2</u>	-
RJ43	2	-	2	2	-
<u>RESEARCH AND DEVELOPMENT - TOTAL</u>	<u>95</u>	-	<u>95</u>	<u>41</u>	<u>54</u>
<u>Jet - Total.</u>	<u>91</u>	-	<u>91</u>	<u>39</u>	<u>52</u>
J33	1	-	1	1	-
J47	3	-	3	-	3
J57	39	-	39	13	26
J69	13	-	13	13	-
J75	5	-	5	-	5
J79	6	-	6	-	6
J85	8	-	8	8	-
TF30	8	-	8	-	8
TF33	8	-	8	4	4
<u>Turbo-Prop - Total</u>	<u>3</u>	-	<u>3</u>	<u>1</u>	<u>2</u>
T55	2	-	2	-	2
T64	1	-	1	1	-
<u>Reciprocating - Total.</u>	<u>1</u>	-	<u>1</u>	<u>1</u>	-
R4360	1	-	1	1	-
<u>ON LOAN - TOTAL.</u>	<u>51</u>	<u>25</u>	<u>26</u>	<u>20</u>	<u>6</u>
<u>Jet - Total.</u>	<u>42</u>	<u>18</u>	<u>24</u>	<u>19</u>	<u>5</u>
J47	17	12	5	1	4
J65	1	-	1	1	-
J69	1	-	1	-	1
J93	23	6	17	17	-
<u>Reciprocating - Total.</u>	<u>9</u>	<u>7</u>	<u>2</u>	<u>1</u>	<u>1</u>
R1820	5	3	2	1	1
R2000	4	4	-	-	-

TABLE 48 - USAF PROPULSION UNITS BY ACCOUNT, BY TYPE, BY STATUS, WORLD-WIDE,
30 JUNE 1968 (CONTINUED)

ACCOUNT AND TYPE	TOTAL	INSTALLED TOTAL	UNINSTALLED		
			Total	Serviceable	Reparable
<u>AERO CLUB - TOTAL.</u>	<u>172</u>	<u>83</u>	<u>89</u>	<u>7</u>	<u>82</u>
<u>Reciprocating - Total.</u>	<u>172</u>	<u>83</u>	<u>89</u>	<u>7</u>	<u>82</u>
0290	5	5	-	-	-
0470	166	77	89	7	82
R755	1	1	-	-	-
<u>FEDERAL AVIATION AGENCY - TOTAL.</u>	<u>8</u>	<u>8</u>	-	-	-
<u>Jet - Total.</u>	<u>8</u>	<u>8</u>	-	-	-
J57	8	8	-	-	-
<u>OTHER - TOTAL.</u>	<u>30</u>	<u>27</u>	<u>3</u>	-	<u>3</u>
<u>Liquid Rocket - Total.</u>	<u>27</u>	<u>27</u>	-	-	-
LR79	9	9	-	-	-
LR101	18	18	-	-	-
<u>Jet - Total.</u>	<u>3</u>	-	<u>3</u>	-	<u>3</u>
J85	3	-	3	-	3
<u>COAST GUARD - TOTAL.</u>	<u>2</u>	<u>2</u>	-	-	-
R2800	2	2	-	-	-

Source: Data Applications Division, Data Services Center, Comptroller of the Air Force

MATERIEL (CONTINUED)**VEHICLES****INTRODUCTION**

The tables included in this section provide summary data on the status of the USAF World-wide Vehicle Inventory. Air Force Supply Manual 67-1, Vol VII, Part one dated, 7 March 1962, with changes and Air Force Manual 171-14, dated, 1 September 1960, Volume II, with changes, constitute the basic authority for the system.

Due to changes in the Air Staff needs, the detailed vehicle inventory data are available on an annual basis (30 June).

DEFINITIONS

IN STORAGE - Motor vehicles not in use which are being held at depots, stations, and bases for reserve or to fill requisitions made through regular supply channels and procedures.

NOT READY FOR ISSUE - Motor vehicles which cannot be issued for use because of their unserviceability.

SPECIAL DESIGN VEHICLES - Motor vehicles designed for special purpose use, e. g., fire engines, rotary snow plows, and other vehicles with mounted equipment which are used for purpose other than to provide transportation service for personnel, supplies or equipment.

TRANSPORT DESIGN VEHICLES - Motor vehicles designed to provide transportation service, i. e., transportation of personnel or cargo.

TABLE 49 - USAF VEHICLES BY DESIGN AND APPLICATION, IN USE AND IN STORAGE - WORLD-WIDE -
30 JUN 1968

DESIGN AND APPLICATION	TOTAL	IN USE	IN STORAGE		
			Total	Ready For Issue	Not Ready For Issue
TOTAL	<u>93,797</u>	<u>91,311</u>	<u>2,486</u>	<u>2,324</u>	<u>162</u>
COMMERCIAL DESIGN - TOTAL	<u>72,178</u>	<u>70,285</u>	<u>1,893</u>	<u>1,850</u>	<u>43</u>
General Purpose - Total	<u>64,804</u>	<u>63,145</u>	<u>1,659</u>	<u>1,620</u>	<u>39</u>
Sedans	5,656	5,637	19	17	2
Bus, Body on Chassis, 1 Through 37 Passenger	2,792	2,760	32	24	8
Bus, Body on Chassis, 38 Passenger and Over	445	445	-	-	-
Bus, Integral	192	189	3	3	-
Station Wagon	2,834	2,831	3	3	-
Ambulance, Light	753	644	109	109	-
Ambulance, Metropolitan	656	641	15	14	1
Truck, 1/2 Ton Pickup	15,672	15,168	504	497	7
Truck, Carryall	1,184	1,173	11	10	1
Trucks, Sedan	832	825	7	7	-
Trucks, Other 1/4 Ton Through 3/4 Ton	8,559	8,473	86	80	6
Trucks, 1 Ton Through 1 1/2	13,378	13,133	245	238	7
Trucks, 2 Tons Through 2 1/2	3,227	3,061	166	164	2
Trucks, 5 Tons Through 10 Tons	3,738	3,478	260	257	3
Trucks, 11 Tons and Over	2,315	2,213	102	100	2
Semi-Trailer	2,034	1,960	74	74	-
Trailer all types except Bus	236	236	-	-	-
Other	301	278	23	23	-
Special Purpose - Total	<u>7,374</u>	<u>7,140</u>	<u>234</u>	<u>230</u>	<u>4</u>
Truck, Wrecker	190	189	1	1	-
Truck, Refuse	558	558	-	-	-
Truck, Powerline and Telephone Maintenance	1,062	1,057	5	5	-
Truck, Fuel	827	806	21	21	-
Truck, Other	703	666	37	34	3
Semi-Trailer	153	113	40	40	-
Trailer, Other	980	882	98	98	-
Snow Plow	1,339	1,336	3	3	-
Sweeper	1,541	1,512	29	28	1
Other	21	21	-	-	-
MILITARY DESIGN - TOTAL	<u>21,619</u>	<u>21,026</u>	<u>593</u>	<u>474</u>	<u>119</u>
General Purpose - Total	<u>7,970</u>	<u>7,822</u>	<u>148</u>	<u>101</u>	<u>47</u>
Ambulance	137	127	10	1	9
Truck, 1/4 Ton Jeep	1,368	1,357	11	11	-
Truck, 1/2 Ton Through 1 Ton	343	339	4	3	1
Truck and Truck Tractor, 1 1/2 Ton	261	261	-	-	-
Truck and Truck Tractor 2 1/2 Ton	1,732	1,706	26	16	10
Truck and Truck Tractor 5 Tons Through 10 Tons	482	455	27	22	5
Semi-Trailer, 6 to 10 Tons	2	2	-	-	-
Semi-Trailer, 11 Tons and Over	365	362	3	-	3
Semi-Trailer, 25 Tons and Over	1,108	1,067	41	39	2
Semi-Trailer, Other	270	257	13	6	7
Trailer all Types	1,902	1,889	13	3	10
Special Purpose - Total	<u>13,649</u>	<u>13,204</u>	<u>445</u>	<u>373</u>	<u>72</u>
Truck, Wrecker	415	407	8	6	2
Truck, Crash	1,540	1,508	32	25	7
Truck, Fire	792	776	16	14	2
Truck, Water (Demineralized) 2600 Gallons	315	287	28	28	-
Truck, Powerline and Telephone Maintenance	411	409	2	1	1
Truck, Fuel	2,100	2,037	63	63	-
Truck, Bomb Servicing	-	-	-	-	-
Truck, Other	124	119	5	1	4
Semi-Trailer	2,822	2,710	112	79	33
Trailer	2,691	2,583	108	89	19
Tractor, Towing	2,146	2,090	56	52	4
Tractor, Other	293	278	15	15	-

Source: Data Applications Division, Data Services Center, Comptroller of the Air Force.

TABLE 50 - USAF COMMERCIAL DESIGN VEHICLES IN USE, BY AREA, WORLD-WIDE - 30 JUN 1968

GROUP	TOTAL	UNITED STATES	U. S. POSSESSIONS	FOREIGN COUNTRIES
<u>WORLD-WIDE - TOTAL</u>	<u>60,671</u>	<u>37,737</u>	<u>525</u>	<u>22,409</u>
Sedans	5,637	4,283	39	1,315
Bus, body on chassis, (1 through 37 passengers)	2,760	1,528	35	1,197
Bus, body on chassis (38 passengers and over) .	445	231	8	206
Bus, Integral	189	124	1	64
Station Wagon	2,831	2,171	19	641
Ambulances	1,285	717	8	560
Truck, 1/2 Ton pickup	15,168	9,016	139	6,013
Trucks, Carryall; 1/4 Ton through 3/4 Ton	10,471	6,798	99	3,574
Truck and Truck Tractor, 1 Ton.	8,102	5,130	72	2,900
Truck 1 1/2 Tons Through 2 Tons	5,032	2,906	41	2,085
Truck and Truck Tractor, 2 1/2 Tons	3,060	1,688	32	1,340
Truck and Tractor, 3 Through 4 Tons	-	-	-	-
Truck and Tractor, 5 Through 10 Tons.	3,478	1,960	26	1,492
Truck and Truck Tractor, 11 Tons and over . . .	2,213	1,185	6	1,022

Source: Data Applications Division, Data Services Center, Comptroller of the Air Force.

MATERIEL (CONTINUED)**WAR READINESS MATERIEL****INTRODUCTION**

The data on selected items of War Readiness Materiel included in this section are based on information submitted in accordance with Air Force Manual 67-1, Volume I, Part I, Chapter 14.

The tables provide summary data depicting pre-stockage of war consumables. Also included in this section are data on ammunition.

DEFINITIONS

WAR CONSUMABLES - Essential support items used in direct support of aircraft and personnel during wartime operation.

WAR READINESS MATERIEL (WRM) - Quantities of materiel necessary to assure immediate availability of resources to support the initial phase of approved Air Force war plans in the event of an emergency.

TABLE 51 - PRESTOCKAGE AND PER CENT OF REQUIREMENTS OF WAR READINESS MATERIEL (WRM) FOR SELECTED ITEMS, WORLD-WIDE - 25 DEC 1967 AND 25 JUNE 1968

(The data below reflect total assets on hand (including peacetime operating stocks and substitute items at each base but excluding assets in AFLC depots). Status of specific types within each item will vary from the overall percentage shown.)

WAR READINESS MATERIEL ITEM	UNIT OF MEASURE	25 DECEMBER 1967		25 JUNE 1968	
		Quantity On Hand	Per Cent Of Requirements	Quantity On Hand	Per Cent Of Requirements
<u>WAR CONSUMABLES</u>					
Auxiliary Fuel Tanks	Each	69,600	79	77,563	83
De-Icing Fluid, Airfoil	Gallons	3,261,446	185	2,697,265	139
Dropsondes	Each	5,143	68	3,554	47
Gaseous Oxygen	Cubic Feet	4,743,791	230	5,565,559	271
Methyl Alcohol	Gallons	1,412,744	138	1,366,583	136
Pylon Assemblies	Each	11,256	72	13,696	87
Subsistence: In Flight Packets	Packages	1,124,953	113	1,142,117	140
Window Material	Cartons	39,521	103	56,459	147
<u>AMMUNITION RELATED ITEMS (Selected)</u>					
Adapters and Launchers	Each	1,146	186	113	134
Airborne Weapons (Guns).	Each	2,236	106	2,696	130
Airborne Weapons (Barrels)	Each	16,141	213	13,857	165
Multi and Triple Purpose Ejector Racks	Each	3,467	23	6,183	33

Source: Data Applications Division, Data Services Center, Comptroller of the Air Force.

DOWNGRADED AT 3 YEAR INTERVALS;
DECLASSIFIED AFTER 12 YEARS.
DOD DIR. 5200.10

TABLE 52 - USAF INVENTORY OF AMMUNITION ITEMS, WORLD-WIDE (INCLUDING VAMP/LAMP) - 30 JUN 1968

ITEM	WORLD-WIDE INVENTORY, 30 JUN 1968
<u>BOMBS</u>	
100# M 30	1,200
250# M 57	200
500# M 31/32	1,200
500# M 64	4,200
1000# M 65	2,800
2000# M 66	500
750# M 117	363,800
3000# M 118	1,025
250# MK 81	43,000
500# MK 82	611,600
2000# MK 84	4,600
750# M 35	-
750# M 36	-
220# 260# M 88/81	5,800
100# M1A2	26,000
100# M 28	3,000
100# M 47	200
1000# M 59	5,748
250# BLU 10	6,800
500# BLU 11/23/32	48,000
750# BLU 1/27	76,500
CBU 1/7	30,300
CBU 2	23,600
CBU 3	2,500
CBU 12	3,400
CBU 14	24,300
CBU 19	1,200
CBU 22	5,013
CBU 24	22,800
CBU 25	9,900
CBU 29/49	2,191
ADU 253	66,400
ADU 272	8,638
MLU 10/BLU 31	200
<u>AIRCRAFT GUN AMMUNITION (Thous)</u>	
20 M/M Cartridges for M3 Gun	16,680
20 M/M Cartridges for M39 Gun	27,740
20 M/M Cartridges for M61 Gun	37,840
7.62 M/M Cartridges	46,360
<u>MISSILES</u>	
AIM 4A/C/D FALCON	22,057
AIM 7D/E SPARROW	4,200
AIM 9B SIDEWINDER	12,221
AIM 26B FALCON	1,252
AGM 12B BULLPUP	12,346
AGM 12C BULLPUP	5,986
AGM 45 SHRIKE	2,066
WALLEYE	283
2.75" Rocket Motors	1,316,900
MK 24 Flares	697,400

Source: Munitions Division, Directorate of Supply and Services, Deputy Chief of Staff, Systems and Logistics, USAF

DOWNGRADED AT 3 YEAR INTERVALS;
DECLASSIFIED AFTER 12 YEARS.
DOD DIR. 5200.10

TABLE 53 -- SEA -- AIR FORCE ORDNANCE EXPENDITURES, BY TYPE - FY 1966 THROUGH FY 1968
(Total quantities of munitions expended by PACAF and SAC in SEA.)

ITEM	EXPENDITURES		
	FY 1966	FY 1967	FY 1968
<u>AIRCRAFT GUN AMMUNITION (Thous Rds)</u>			
20 M/M (M3 Gun)	3,941	2,091	2,384
20 M/M (M39 Gun)	15,235	16,602	19,936
20 M/M (M61 Gun)	9,631	8,897	10,226
7.62 M/M	8,288	31,165	78,002
<u>FIRE BOMBS (Each)</u>			
100# M47 FWP	17,200	13,383	6,289
250# BLU-10	9,449	6,387	956
500# BLU-11/23/32	10,873	10,299	18,685
750# M116/BLU-1/27	64,301	121,492	104,573
<u>GENERAL PURPOSE BOMBS (Each)</u>			
100# M30	20,996	-	-
250# M57	29,551	4,712	-
250# MK81	5,977	45,763	28,394
500# M64	95,036	7,385	-
500# MK82	45,928	528,656	1,274,599
750# M117	282,315	383,387	854,507
1000# M65	32,038	86,127	2,760
1000# MK83	5,304	18,099	-
2000# M66	42	1,109	161
2000# MK84	1,755	1,847	1,733
3000# M118	5,494	5,032	3,487
<u>SPECIAL PURPOSE BOMBS (Each)</u>			
(WALLEYE)	-	-	74
ADU-253/B	14,453	32,775	861
ADU-272/B	-	2,141	4,228
ADU-285	-	-	-
CBU-1	-	-	24
CBU-2	10,055	15,006	10,323
CBU-3	-	4	28
CBU-12	650	1,614	966
CBU-14	10,015	19,680	19,087
CBU-19	-	264	1,351
CBU-22	-	1,368	1,425
CBU-24	118	6,173	25,354
CBU-25	-	743	11,723
CBU-28 (DRAGONTOOTH)	-	-	69
CBU-29	-	101	2,879
CBU-39 (XM-49 GRAVEL)	-	277	-
MJU-108/BLU-31	270	20	-
M1A2 FRAG	7,664	13,111	18,829
M28A2 FRAG	799	3,327	1,746
M88/M81 FRAG	63,327	10,942	1,451
<u>MISSILES (Each)</u>			
AIM-44/D	-	-	182
AIM-26B	-	-	1
SPARRROW, AIM-7D/E	90	496	607
SIDEWINDER, AIM-9B	83	317	117
BULLPUP, AGM-12B	95	4	-
BULLPUP, AGM-12C	219	435	1,498
SHRIKE, AGM-45A	76	870	1,289
AGM-78A	-	-	8
<u>FLARES (Each)</u>			
MK 24	245,575	492,734	533,028
<u>ROCKET MOTORS (Each)</u>			
2.75" Rocket Motor	551,753	811,230	1,392,498

SPECIAL HANDLING REQUIRED
NOT RELEASABLE TO FOREIGN NATIONALS

Source: Munitions Division, Directorate of Supply and Services,
Deputy Chief of Staff, Systems and Logistics, USAF

~~SECRET~~

DOWNGRADED AT 3 YEAR INTERVALS;
 DECLASSIFIED AFTER 12 YEARS.
 DOD DIR. 5200.10

MATERIEL (CONTINUED)**AIR FORCE EQUIPMENT MANAGEMENT SYSTEM (AFEMS)****INTRODUCTION**

The table included in this section provides summary monetary data on the Air Force Equipment Authorization Inventory portion of the USAF Equipment Management System (AFEMS). These semi-annual data have been summarized from the Monetary Report of AF Equipment Authorization Inventory Data (E-AID), RCS: 9-AF-S106 submitted by each major air command to Air Force Logistics Command. The directives governing the system are Part One, Volume IV of the Air Force Supply Manual 67-1, and Volume III, Part 19 of the Air Force Manual 171-14. Note: The data in the table includes AF equipment stored in warehouses.

DEFINITIONS

AUTHORIZATION - A validated equipment requirement established in accordance with current directives for a specific item in a stated quantity for entry in the appropriate column of the E-AID.

BASE EQUIPMENT MANAGEMENT OFFICE (BEMO) - The AF base organization which has responsibility for management of the base equipping program and providing other unit supply support.

COMMAND EQUIPMENT MANAGEMENT OFFICE (CEMO) - The major air command or separate operating agency organization responsible for management of the command equipping program.

EQUIPMENT AUTHORIZATION INVENTORY DATA (E-AID) - This PCAM record reflects equipment authorized and in use/in place, including substitute items. (Replaces Unit Authorization List, Materiel Readiness Authorization List, and certain other accountable records.)

EQUIPMENT STORED IN WAREHOUSE - Those assets stored in the warehouse for which authorized levels have been established and/or those assets excess to requirements for which disposition action has not been received.

IN-PLACE EQUIPMENT - Equipment which is physically placed at specific locations in support of wartime additive missions.

IN-USE EQUIPMENT - Equipment in the possession of the unit or the organization and accounted for on the unit property records. This includes item actually in the hands of the unit regardless of condition.

ORGANIZATIONAL EQUIPMENT - All equipment items authorized to or on hand in an organization or base to support its mission (peace and war). Organizational equipment is divided into four types - Mobility Equipment, Support Equipment, Joint-Use Equipment, and War Readiness Materiel Equipment.

TABLE 54 - MONETARY VALUE OF USAF EQUIPMENT AUTHORIZED AND IN USE/IN PLACE,
BY COMMAND, WORLD-WIDE - 15 OCT 1967 AND 15 APR 1968

(The data below includes the AF Equipment stored in warehouses. See note on the Introduction Page.)

COMMAND	AIR FORCE EQUIPMENT				
	Authorized		In-Use/In-Place		Per Cent of Value In-Use To Value Authorized
	Dollar Value (Thousands)	Per Cent of Total	Dollar Value (Thousands)	Per Cent of Total	
15 OCT 1967					
TOTAL	\$ 6,356,342	100.0	\$ 2,704,146	100.0	89.7
Aeronautical Chart and Information Center	14,554	.2	14,721	.3	101.1
Air Defense Command	427,855	6.7	406,418	7.1	95.0
Air Force Accounting and Finance Center	2,460	a/	2,340	a/	95.1
Air Force Communications Service	131,159	2.1	103,153	1.8	78.6
Air Force Logistics Command	623,218	9.8	563,857	9.9	90.5
Air Force Systems Command	391,650	6.2	346,809	6.1	88.6
Air National Guard	327,819	5.2	274,360	4.8	83.7
Air Training Command	527,190	8.3	489,286	8.6	92.8
Air University	15,009	.2	13,670	.2	91.1
Alaskan Air Command	76,794	1.2	82,722	1.4	107.7
Continental Air Command	58,175	.9	52,755	.9	90.7
Headquarters Command, USAF	59,030	.9	51,748	.9	87.7
Headquarters USAF	-	-	-	-	-
Military Airlift Command	284,560	4.5	236,707	4.1	83.2
Office of Aerospace Research	41,263	.6	40,109	.7	97.2
Pacific Air Forces	714,989	11.3	575,761	10.1	80.5
Strategic Air Command	1,686,277	26.5	1,561,501	27.4	92.6
Tactical Air Command	455,059	7.2	380,883	6.7	83.7
USAF Academy	22,853	.4	20,445	.4	89.5
U S Air Forces in Europe	396,694	6.3	397,365	7.0	100.2
USAF Security Service	84,969	1.3	77,052	1.4	90.7
USAF Southern Command	14,765	.2	12,484	.2	84.6
15 APR 1968					
TOTAL	\$ 6,361,724	100.0	\$ 2,800,491	100.0	91.2
Aeronautical Chart and Information Center	17,597	.3	16,372	.3	93.0
Aerospace Defense Command ^{b/}	417,968	6.6	400,886	7.0	95.9
Air Force Accounting and Finance Center	2,529	a/	2,408	a/	95.2
Air Force Communications Service	156,308	2.5	131,648	2.3	84.2
Air Force Logistics Command	651,137	10.2	587,839	10.2	90.3
Air Force Systems Command	408,182	6.4	389,259	6.7	95.4
Air National Guard	310,818	4.9	297,360	4.4	82.8
Air Training Command	506,998	8.0	477,773	8.2	94.2
Air University	15,282	.2	13,967	.2	91.4
Alaskan Air Command	68,127	1.1	64,301	1.1	94.4
Continental Air Command	59,554	.9	53,215	.9	89.4
Headquarters Command, USAF	58,369	.9	52,628	.9	90.2
Headquarters USAF	-	-	-	-	-
Military Airlift Command	283,654	4.5	251,296	4.3	88.6
Office of Aerospace Research	41,288	.6	40,419	.7	97.9
Pacific Air Forces	711,473	11.2	610,769	10.5	85.8
Strategic Air Command	1,634,929	25.7	1,571,443	27.1	96.1
Tactical Air Command	507,699	8.0	415,329	7.2	81.8
USAF Academy	24,354	.4	20,835	.4	85.6
U S Air Forces in Europe	380,822	6.0	346,335	6.0	90.9
USAF Security Service	88,821	1.4	82,452	1.4	92.8
USAF Southern Command	15,815	.2	13,957	.2	88.3

a/ Less than .05 per cent.

b/ Redesignated Aerospace Defense Command 1 January 1968 (formerly Air Defense Command).

Source: Data Applications Division, Data Services Center, Comptroller of the Air Force; and Supply Systems Division, Director of Supply and Services.

MATERIEL (CONTINUED)**MACHINE TOOLS****INTRODUCTION**

The table in this section provides summary data on the status of the inventory and acquisition cost of USAF Machine Tools as required by AFR 78-16, dated 17 April 1959.

Machine tools are referred to as that production equipment listed in the Federal Catalog under commodity codes 3411-3419 and 3441-3449 with an acquisition cost of more than \$1,000.00.

DEFINITIONS

INDUSTRIAL SUPPLY (ACTIVE) - Air Force owned tools in the hands of contractors in use for production or for research and development.

TABLE 55 - USAF OWNED METALWORKING MACHINERY IN USE, BY TYPE AND LOCATION - 30 JUNE 1968

TYPE OR LOCATION	QUANTITY	VALUE (ACQUISITION COST) (In Thousands of Dollars)
By Type		
<u>METALWORKING MACHINERY - TOTAL</u>	<u>29,533</u>	<u>\$ 748,230</u>
<u>Metal Cutting Machinery - Total.</u>	<u>25,640</u>	<u>593,617</u>
Boring	2,579	124,523
Broach	346	10,902
Drill	2,905	27,635
Gear	692	15,111
Grinding	5,082	68,064
Lathes	5,592	100,745
Milling	5,577	218,817
Planers	75	5,280
Miscellaneous	2,792	22,540
<u>Metal Forming Machinery - Total.</u>	<u>3,893</u>	<u>154,613</u>
Bending	995	10,371
Hydraulic	682	102,358
Mechanical Press	939	23,960
Manual Press	44	82
Punching	531	4,586
Forging	213	7,785
Wire and Metal	33	702
Riveting	383	2,323
Miscellaneous	73	2,446
Metalworking Machinery Reported To DIPEC By Location		
<u>TOTAL.</u>	<u>\$ 748,230</u>
United States (50 States).	747,800
Possessions	128
Foreign	302

Source: Data Application Division, Data Services Center, Comptroller of the Air Force.

MATERIEL (CONTINUED)**STATUS OF THE USAF STRATEGIC AND CRITICAL
MATERIALS STOCKPILING PROGRAM**

The tables included in this section provide data on the Strategic and Critical Materials Stockpiling Program for Fiscal Year 1968. The information on this subject covers the availability of storage space, its utilization by depot, and the tonnage occupying such space.

TABLE 56 - STATUS OF THE USAF STRATEGIC AND CRITICAL MATERIALS STOCKPILING PROGRAM
BY MATERIAL, BY DEPOT - 31 DEC 1968

MATERIAL	DEPOT	STORAGE SPACE IN SQUARE FEET						TONS ON HAND
		Allocated By Dept of Air Force		Occupied By Strategic Materials		Balance Available		
		Warehouse	Open	Warehouse	Open	Warehouse	Open	
TOTAL . . .		89,300	110,000	89,300	110,000	-	-	41,294
Antimony Metal..	Rome, New York	-	5,000	-	5,000	-	-	2,025
	San Antonio, Texas	-	7,000	-	7,000	-	-	1,600
Beryllium Ore. .	Rome, New York	400	-	400	-	-	-	15
Cobalt	Rome, New York	-	-	-	-	-	-	.27
Copper	Rome, New York	-	52,000	-	52,000	-	-	5,612
Lead	Rome, New York	-	20,000	-	20,000	-	-	9,320
Magnesium. . . .	San Antonio, Texas	-	26,000	-	26,000	-	-	2,100
Mica	Rome, New York	32,300	-	32,300	-	-	-	3,480
Nickel Oxide . .	Rome, New York	11,100	-	11,100	-	-	-	2,182
Tungsten	Rome, New York	45,500	-	45,500	-	-	-	14,960

Source: Data Applications Division, Data Services Center, Comptroller of the Air Force; and
Director of Supply and Services, DCS Systems and Logistics.

DOWNGRADED AT 3 YEAR INTERVALS;
DECLASSIFIED AFTER 12 YEARS.
DOD DIR. 5200.10

SECRET

MATERIALS (CONTINUED)**SURPLUS AND EXCESS MATERIEL****INTRODUCTION**

The primary objective of the USAF Disposal Program is to remove inactive, obsolete, and nonrequired personal property from active Air Force inventories in a timely and efficient manner. This is accomplished through redistribution and/or marketing procedures as set forth in Volume VI, AFM 67-1 and DOD Disposal Manual 4160.21-M.

The dollar value at which materiel is carried on inventory records is for monetary accounting purposes. It may or may not be based upon the original acquisition cost and can be estimated if not available. This is not an appraised value.

Statistics included herein have been compiled from Excess and Surplus Property Reports RCS: DD-S&L(Q)369. (Air Force source, Excess and Surplus Property Report, RCS: AF-S57, and Scrap and Waste Report, RCS: (AF-S13).

DEFINITIONS

DISPOSAL - The redistribution of AF excess and the disposition of surplus property (including scrap) by transfer, donation, sale, destruction, and abandonment.

DONABLE PROPERTY - Surplus equipment, materials, books, or other surplus including surplus property in working capital funds, stock fund items, or similar management funds.

EXCESS PROPERTY - Any property under the control of any federal agency which is not required for its need and the discharge of its responsibilities.

GENERATIONS - Property received to the accounts of AF Property Disposal Officers (regardless of turn-in activity, i.e. Air Force, other Military Services and other agencies or activities authorized to use AF disposal facilities) which is being processed for final disposal by Air Force Redistribution and Marketing activities.

PERSONAL PROPERTY - Property of any kind (equipment, supplies, etc.) or any interest therein, acquired by the Air Force. Excludes real property and records of the Federal Government.

SCRAP - Personal property, other than waste, which has no reasonable prospect of sale, or which appears to have no market value other than its basic material content.

SURPLUS PROPERTY - Personal property which, through screening or other means, has been determined to be in excess to all federal agency requirements.

TABLE 57 -- EXCESS AND SURPLUS PERSONAL PROPERTY PROCESSED BY THE USAF.
WORLD-WIDE -- FY 1968

ACTIVITY	WORLD-WIDE	CONUS	OVERSEAS
<u>ON HAND (30 Jun 1967) - TOTAL</u>	\$ <u>1,100,792,483</u>	\$ <u>1,070,589,819</u>	\$ <u>30,202,664</u>
<u>GENERATED - TOTAL</u>	<u>2,143,817,364</u>	<u>1,923,465,691</u>	<u>220,351,673</u>
Inventory Control Point	324,017,444	324,017,444	-
Other	1,819,799,920	1,599,448,247	220,351,673
<u>DISPOSAL - TOTAL</u>	<u>2,385,487,755</u>	<u>2,174,353,263</u>	<u>211,134,492</u>
Reutilized	154,962,871	143,923,671	11,039,200
Reclaimed	68,634,334	68,252,526	381,808
Transferred to Department of Defense, other Federal Agencies and MAP	159,513,548	140,847,491	18,666,057
Donations	86,995,527	86,885,975	109,552
Expended to Scrap	1,392,236,131	1,248,614,371	143,621,760
Abandoned or Destroyed	6,700,375	5,909,650	790,725
Other Dispositions			
Foreign Military Sales	20,354	20,354	-
Transferred for Sale	133,139	133,139	-
R & M Consolidation	1,712,139	1,712,139	-
Sold (Acquisition Cost)	514,579,337	478,053,947	36,525,390
Proceeds	(10,953,286)	(8,077,153)	(2,876,133)
<u>ON HAND (30 June 1968) - TOTAL</u>	<u>859,122,092</u>	<u>819,702,247</u>	<u>39,419,845</u>
	SCRAP DISPOSALS		
<u>SCRAP SOLD (Pounds) - TOTAL</u>	<u>341,594,986</u>	<u>230,448,705</u>	<u>111,146,281</u>
<u>SCRAP SOLD PROCEEDS - TOTAL</u>	(\$ <u>8,566,083</u>)	(\$ <u>6,168,357</u>)	(\$ <u>2,397,726</u>)
<u>SCRAP ON HAND (Pounds) 30 June 1968 - TOTAL</u>	<u>123,472,511</u>	<u>101,978,809</u>	<u>21,493,702</u>

Source: General Support Branch, Director of Supply and Services.

TRANSPORTATION

PART V

INTRODUCTION

The data included in this section represent the actual movement of people and things world-wide.

Military Airlift Command (MAC) data shown herein represent movement by the MAC Industrial Fund of traffic for all services and to a minor extent for other agencies. The MAC Industrial Fund began operation at the beginning of Fiscal Year 1960.

Ocean Transportation as shown herein represents all traffic arranged for by the Military Sea Transportation Service (MSTS) on the following types of ships:

- CARGO - (1) MSTS Ships: MSTS operated passenger and cargo vessels and MSTS contractor operated vessels.
 (2) Commercial ships on time or voyage charter, shipping contract, and berth term.
 (3) Maritime administration ships.
 (4) Navy ships.

PASSENGER - MSTS nucleus passenger ships, contract space on commercial vessels, and space on cargo vessels as required.

Tables reflecting movements out of AF Continental US (CONUS) installations via commercial transportation refer to traffic where movement is accomplished by a bill of lading or a transportation request. Data as shown herein include movements by Air Force for other services and do not include movements for the Air Force by other services. Data are for the period in which traffic moved rather than for the period of payment for transportation service.

DEFINITIONS

LONG TON - 2,240 pounds.

MEASUREMENT TON (M/T) - Unit of volume displacing 40 cubic feet of space.

SPACE AVAILABLE TRAVEL - Space which is surplus after all space required traffic has been accommodated and which would otherwise be unused.

SPACE REQUIRED TRAVEL - Transportation space against which a requirement was accepted and an assignment made.

TABLE 58 - MILITARY AIRLIFT COMMAND (MAC) SELECTED TRANSPORT OPERATIONS OF THE SINGLE MANAGER OPERATING AGENCY BY USER - FY 1968

(Table below shows movements by industrial fund aircraft and movements out of MAC serial ports by non-industrial fund aircraft)

TYPE OF OPERATION	AIRLIFT SERVICE PROVIDED FOR				
	Total	US Army	US Navy	Air Force	Other
CHANNEL TRAFFIC SPACE ASSIGNED (In Thousands)					
Cargo (Tons) a/	646.0	280.1	136.1	229.8	-
Passengers (Number)	2,902.8	1,519.2	529.0	854.6	-
CHANNEL TRAFFIC TONS AIRLIFTED (In Thousands) - TOTAL	979.1	444.8	187.3	347.0	-
Cargo a/	679.1	287.9	136.2	255.0	-
Passengers and Patients	300.0	156.9	51.1	92.0	-
CHANNEL PASSENGERS/PATIENTS AIRLIFTED (In Thousands) - TOTAL	2,700.2	1,412.3	460.2	827.7	-
Military	2,186.3	1,221.2	395.0	570.1	-
Civilian	513.9	191.1	65.2	257.6	-
SPECIAL ASSIGNMENT AIRLIFT TON MILES OF CAPABILITY (Millions) - TOTAL	2,220.3	900.7	516.0	747.0	56.6
SPECIAL AIR MISSION (89 MAW) PASSENGERS AIRLIFTED (In Thousands) - TOTAL	17.1	-	-	15.7	1.4
SPACE AVAILABLE PASSENGERS AIRLIFTED (In Thousands) - TOTAL	277.5	104.4	52.8	120.3	-

a/ Includes mail carried on aircraft under operational control of MAC.

Source: Data Applications Division, Data Services Center, Comptroller of the Air Force.

TABLE 59 - MILITARY AIRLIFT COMMAND (MAC) SELECTED TRANSPORT OPERATIONS OF THE SINGLE MANAGER OPERATING AGENCY BY ACTIVITY - FY 1968

TYPE OPERATION	AIRLIFT SERVICES PERFORMED BY					
	Total	Trans- port Force	Special Air Missions (89 MAW)	Domestic Aeromed Evac ConUS	Other Mili- tary Units	Com- mer- cial
CHANNEL TRAFFIC SPACE ASSIGNED (Thousands)						
Cargo (Tons) a/	646.0	b/	-	-	-	b/
Passengers (Number)	2,902.8	b/	-	-	-	b/
CHANNEL TRAFFIC TONS AIRLIFTED (Thousands) - TOTAL	979.1	478.0	-	-	62.2	438.9
Cargo a/	679.1	456.3	-	-	59.7	163.1
Passengers and Patients	300.0	21.7	-	-	2.5	275.8
CHANNEL PASSENGERS/PATIENTS AIRLIFTED (Thousands) - TOTAL	2,700.2	195.1	-	-	22.9	2,482.2
Military	2,186.3	179.0	-	-	18.0	1,989.3
Civilian	513.9	16.1	-	-	4.9	492.9
CHANNEL TRAFFIC TON MILES FLOWN (Millions) - TOTAL	5,251.5	2,669.7	-	-	157.9	2,423.9
Cargo	3,737.9	2,570.7	-	-	153.8	1,013.4
Passengers and Patients	1,513.6	99.0	-	-	4.1	1,410.5
SPECIAL ASSIGNMENT AIRLIFT TON MILES OF CAPABILITY (Millions)	2,220.3	1,988.0	4.2	-	-	228.1
SPECIAL AIR MISSION (89 MAW) PASSENGERS AIRLIFTED (Thousands) - TOTAL	17.1	-	17.1	-	-	-
DOMESTIC AEROMEDICAL PATIENTS AIRLIFTED (Thousands) - TOTAL	62.3	-	-	62.3	-	-
SPACE AVAILABLE PASSENGERS AIRLIFTED (Thousands) - TOTAL	277.5	93.4	-	-	21.0	163.1

a/ Includes mail carried on aircraft under operational control of MAC.

b/ Breakout between air transport and commercial not available.

Source: Data Applications Division, Data Services Center, Comptroller of the Air Force.

TABLE 60- MILITARY AIRLIFT COMMAND AIRLIFT SERVICE, INDUSTRIAL FUND AIRCRAFT, AND FLYING HOUR DATA - FY 1968

TYPE BY FORCE	ASSIGNED AIRCRAFT AS OF 30 JUNE 1968	HOURS FLOWN DURING FY 1968			
		Total	Ferry, Test, and Other	Training	Transport
TOTAL	543	1,001,651	6,020	95,559	900,072
<u>Transport Units a/ - Total</u>	<u>475</u>	<u>936,831</u>	<u>5,319</u>	<u>85,170</u>	<u>846,342</u>
C-124.	146	201,052	2,560	12,031	186,461
C-130.	34	87,088	199	5,617	81,272
C-133.	39	68,920	451	3,409	65,060
C-135.	-	7,060	25	362	6,673
C-141.	256	572,711	2,084	63,751	506,876
<u>Aeromed Evacuation - Total</u>	<u>41</u>	<u>42,177</u>	<u>381</u>	<u>2,812</u>	<u>38,984</u>
C-118.	12	15,306	115	1,009	14,182
C-121.	8	1,098	4	34	1,060
C-131.	21	25,773	262	1,769	23,742
<u>89th Military Airlift Wing - Total</u>	<u>27</u>	<u>22,643</u>	<u>320</u>	<u>7,577</u>	<u>14,746</u>
C/VC-118	3	1,731	25	660	1,046
C/VC-121	-	1,778	40	531	1,207
C-131.	3	3,063	50	1,170	1,843
C-135B	5	4,566	29	1,148	3,389
VC-137	4	2,324	35	1,067	1,222
C/VC-140	11	7,824	124	2,024	5,676
U-4.	-	650	12	588	50
VC-6A.	1	707	5	389	313

a/ Data for Troop Carrier is included in Transport Units.

Source: Data Applications Division, Data Services Center, Comptroller of the Air Force.

TABLE 61 - MILITARY AIRLIFT COMMAND (MAC) COST OF COMMERCIAL AIRLIFT PROCURED FOR SINGLE MANAGER OPERATING AGENCY, BY CONTRACTOR - FY 1968

CONTRACTOR AND OTHERS	CONTRACTOR EXPENSE (In Thousands of Dollars)
<u>FIXED CONTRACT - TOTAL</u>	\$ 691,423
Airlift International	31,494
Alaska Airlines	1,484
American Airlines	26,765
American Flyers Airline	18
Braniff Airways	47,399
Capitol Airways	13,375
Continental Airlines.	65,063
Eastern Airlines.	15,088
Flying Tiger Line	48,007
Modern Air Transport.	191
National Airlines	219
N. W. Orient Airlines	46,808
Overseas National Airways	5,074
Pan American World Airways.	99,783
Saturn Airways.	2,867
Seaboard World Airlines	28,689
Standard Airways.	1,256
Southern Air Transport.	8,994
Trans Caribbean Airways	12,342
Trans International Airlines.	18,299
Trans World Airlines.	37,320
United Airlines	9,723
World Airways	51,627
Miscellaneous Transportation - Other.	8
US Postal Department Charges for Army, or Air Post Office (APO) and Fleet Post Office (FPO) Mail.	119,530

Source: Data Applications Division, Data Services Center, Comptroller of the Air Force.

TABLE 62 - STATEMENT OF REVENUE AND COSTS - MILITARY AIRLIFT COMMAND
USAF INDUSTRIAL FUND - FY 1968

(In Millions of Dollars)

NET OPERATING RESULT (REVENUE LESS COSTS - FUNDED) TOTAL - \$ 19.3

<u>REVENUE (REIMBURSABLE) - TOTAL</u>	<u>1,094.1</u>	<u>COST INCURRED (FUNDED) - TOTAL</u>	<u>1,074.8</u>
<u>Transportation Operations - Total</u>	<u>1,000.0</u>	Commercial Augmentation	691.4
<u>Channel Traffic - Total</u>	<u>839.1</u>	Aviation Petroleum, Oil and Lubricants	171.6
Passengers	323.1	Maintenance	74.1
Cargo	364.7	Other	137.7
Mail (Military Airlift - Total)	31.8		
Mail (Common Carrier)	119.5		
<u>Special Assignment Airlift - Total</u>	<u>160.4</u>	<u>STATISTICAL COSTS - TOTAL</u>	<u>490.1</u>
<u>Other - Total</u>	<u>.2</u>	(Not included in Costs - Funded above)	
<u>USAF Mission Responsibility - Total</u>	<u>93.7</u>	<u>Military Pay and Allowances - Total</u>	<u>320.7</u>
Special Air Mission - 89 Military Airlift Wing	9.7	<u>Depreciation - Total</u>	<u>169.4</u>
Aeromedical Evacuation	10.8	Aircraft	161.0
Air Force Reserves2	Other Equipment	8.4
International Aeromedical	18.8		
Airborne Training	2.4		
Other	51.8		
<u>Other - Total</u>	<u>.4</u>		

Source: Data Applications Division, Data Services Center, Comptroller of the Air Force.

TABLE 63 - MOVEMENT OF USAF SPONSORED PASSENGERS VIA OCEAN TRANSPORTATION BY DIRECTION OF PASSENGER LIFT AND ACCOMMODATIONS, WORLD-WIDE - FY 1968

ROUTE AND SPONSOR	TOTAL PASSENGERS	MSTS-TRANSPORT				COMMERCIAL PASSENGERS	OTHER SHIPS			
		Space Requirement		Space Available			Space Requirement		Space Available	
		Cabin	Troop	Cabin	Troop		Cabin	Troop	Cabin	Troop
<u>PASSENGER - TOTAL</u>	<u>7,723</u>	-	-	<u>68</u>	-	<u>6,647</u>	<u>552</u>	<u>456</u>	-	-
OUTBOUND FROM CONTINENTAL US	919	-	-	-	-	876	37	6	-	-
INBOUND FROM CONTINENTAL US.	5,765	-	-	-	-	5,758	7	-	-	-
OTHER AREAS.	1,039	-	-	68	-	13	508	450	-	-

Source: Data Applications Division, Data Services Center, Comptroller of the Air Force.

TABLE 64 - MOVEMENT OF USAF SPONSORED PASSENGERS VIA OCEAN TRANSPORTATION BY ACCOMMODATION AND CATEGORY OF PASSENGERS, WORLD-WIDE - FY 1968

CATEGORY	TOTAL PASSENGERS			SPACE REQUIREMENT			SPACE AVAILABLE		
	Total	Cabin	Troop	Total	Cabin	Troop	Total	Cabin	Troop
<u>PASSENGER - TOTAL</u>	<u>7,723</u>	<u>7,267</u>	<u>456</u>	<u>7,655</u>	<u>7,199</u>	<u>456</u>	<u>68</u>	<u>68</u>	-
MILITARY	2,288	1,860	428	2,273	1,845	428	15	15	-
DEPENDENT.	5,265	5,265	-	5,216	5,216	-	49	49	-
OTHER.	170	142	28	166	138	28	4	4	-

Source: Data Applications Division, Data Services Center, Comptroller of the Air Force.

TABLE 65 - MOVEMENT OF USAF SPONSORED PASSENGERS VIA OCEAN TRANSPORTATION TO AND FROM CONTINENTAL US BY SOURCE, DESTINATION, AND ACCOMMODATION - FY 1968

350-401 O - 69 - 17

CONTINENTAL US PORT/OVERSEA AREA	(TOTAL PASSENGERS)	MSTS TRANSPORT				COMMERCIAL PASSENGER SHIP	OTHER SHIPS			
		Space Requirement		Space Available			Space Requirement		Space Available	
		Cabin	Troop	Cabin	Troop		Cabin	Troop	Cabin	Troop
<u>PASSENGER - TOTAL</u>	<u>7,723</u>	-	-	<u>68</u>	-	<u>6,647</u>	<u>552</u>	<u>456</u>	-	-
<u>OUTBOUND EAST COAST - TOTAL</u>	<u>539</u>	-	-	-	-	<u>533</u>	<u>6</u>	-	-	-
British Isles	148	-	-	-	-	148	-	-	-	-
East Coast South America	-	-	-	-	-	-	-	-	-	-
Europe	279	-	-	-	-	279	-	-	-	-
Panama	19	-	-	-	-	19	-	-	-	-
West Mediterranean	87	-	-	-	-	87	-	-	-	-
Other Areas	6	-	-	-	-	-	6	-	-	-
<u>OUTBOUND WEST COAST - TOTAL</u>	<u>376</u>	-	-	-	-	<u>341</u>	<u>29</u>	<u>6</u>	-	-
Hawaiian Islands	272	-	-	-	-	272	-	-	-	-
Japan/Korea/Ryukyus/Bonins	53	-	-	-	-	52	1	-	-	-
Philippines	11	-	-	-	-	10	1	-	-	-
New Guinea	5	-	-	-	-	5	-	-	-	-
South East Asia	29	-	-	-	-	-	23	6	-	-
Taiwan	5	-	-	-	-	2	3	-	-	-
Other Areas	1	-	-	-	-	-	1	-	-	-
<u>OUTBOUND GULF COAST - TOTAL</u>	<u>4</u>	-	-	-	-	<u>2</u>	<u>2</u>	-	-	-
Panama	2	-	-	-	-	2	-	-	-	-
Persian Gulf	1	-	-	-	-	-	1	-	-	-
West Africa	1	-	-	-	-	-	1	-	-	-
<u>INBOUND EAST COAST - TOTAL</u>	<u>3,037</u>	-	-	-	-	<u>3,031</u>	<u>6</u>	-	-	-
British Isles	970	-	-	-	-	970	-	-	-	-
East Mediterranean	-	-	-	-	-	-	-	-	-	-
Europe	1,604	-	-	-	-	1,603	1	-	-	-
Panama	135	-	-	-	-	135	-	-	-	-
West Mediterranean	327	-	-	-	-	323	4	-	-	-
Other Areas	1	-	-	-	-	-	1	-	-	-
<u>INBOUND WEST COAST - TOTAL</u>	<u>2,728</u>	-	-	-	-	<u>2,727</u>	<u>1</u>	-	-	-
Europe	-	-	-	-	-	-	-	-	-	-
Hawaiian Islands	1,666	-	-	-	-	1,666	-	-	-	-
Japan/Korea/Ryukyus/Bonins	570	-	-	-	-	569	1	-	-	-
Philippines	478	-	-	-	-	478	-	-	-	-

TABLE 65 - MOVEMENT OF USAF SPONSORED PASSENGERS VIA OCEAN TRANSPORTATION TO AND FROM CONTINENTAL US BY SOURCE, DESTINATION, AND ACCOMMODATION - FY 1968 (CONTINUED)

CONTINENTAL US PORT/OVERSEA AREA	TOTAL PASSENGERS	MSTS TRANSPORT				COMMERCIAL PASSENGER SHIP	OTHER SHIPS			
		Space Requirement		Space Available			Space Requirement		Space Available	
		Cabin	Troop	Cabin	Troop		Cabin	Troop	Cabin	Troop
INBOUND WEST COAST - (Continued)										
New Guinea	14	-	-	-	-	14	-	-	-	-
South East Asia	-	-	-	-	-	-	-	-	-	-
Taiwan	-	-	-	-	-	-	-	-	-	-
OTHER AREAS - TOTAL	1,039	-	-	68	-	13	508	430	-	-
Hawaiian Islands	2	-	-	-	-	2	-	-	-	-
British Isles	289	-	-	-	-	-	289	-	-	-
East Mediterranean	57	-	-	-	-	-	57	-	-	-
Europe	32	-	-	-	-	-	32	-	-	-
Japan/Korea/Ryukyus/Bonins	584	-	-	68	-	-	98	418	-	-
Other Areas	75	-	-	-	-	11	32	32	-	-

Source: Data Applications Division, Data Services Center, Comptroller of the Air Force.

225

TABLE 86 - MOVEMENT OF USAF SPONSORED DRY CARGO VIA OCEAN TRANSPORTATION BY DIRECTION OF LIFT AND BY COMMODITY, WORLD-WIDE - FY 1968

DIRECTION OF LIFT	TOTAL	GENERAL CARGO <u>a/</u>		SPECIAL CARGO <u>b/</u>		AIRCRAFT	OTHER <u>c/</u>
		Household Effects	Other	Private Vehicles	Other		
TOTAL	4,131,775	146,035	1,915,911	515,992	387,802	68,177	1,097,858
Outbound from Continental US	3,382,198	52,137	1,643,907	270,068	290,378	63,437	1,062,271
Inbound to Continental US.	454,906	84,879	108,166	218,580	32,183	4,318	6,780
Other Areas.	292,630	9,010	162,883	26,562	64,946	422	28,807
Coastwise.	1,106	9	477	325	295	-	-
Inter-Coastal.	935	-	478	457	-	-	-

a/ Includes packaged petroleum, oil, and lubricants, miscellaneous materiel packed in boxes, bales, bags, (including US Mail, barrels, and other items not requiring special storage).

b/ Any wheeled and tracked vehicles, and any cargo weighing more than 10,000 pounds or measuring 35 feet in any dimension except uncrated aircraft.

c/ Includes: Reefer (perishable commodities requiring refrigerated storage) and ammunition and explosives.

Source: Data Applications Division, Data Services Center, Comptroller of the Air Force.

TABLE 67 - MOVEMENT OF USAF SPONSORED DRY CARGO VIA OCEAN TRANSPORTATION OUTBOUND FROM CONTINENTAL US BY SOURCE AND DESTINATION, BY COMMODITY, WORLD-WIDE - FY 1968

(In Measurement Tons)

(See Table 68 for dry cargo Inbound to Continental US.)

CONTINENTAL US PORT/ OVERSEA AREA	TOTAL	GENERAL CARGO		SPECIAL CARGO		AIRCRAFT	AMMUNITIONS EXPLOSIVES
		House- hold Effects	General/ Bulk	Private Vehicles	Special Trailer		
WORLD-WIDE - TOTAL	2,382,198	52,137	1,643,907	270,068	290,378	63,437	1,062,271
AFRICA - TOTAL	1,706,314	696	735,085	3,120	97,301	35,624	834,488
ALEUTIANS - TOTAL	5,572	-	3,260	-	1,483	-	829
AZORES - TOTAL	19,665	1,494	11,970	2,992	1,533	-	1,676
BERMUDA - TOTAL	8,219	158	5,901	100	388	-	1,672
BRITISH ISLE - TOTAL	119,168	2,659	65,698	19,260	11,647	-	19,904
EUROPE - TOTAL	270,980	2,582	194,947	45,909	21,610	-	5,932
FAR EAST - TOTAL <i>a/</i>	549,055	3,292	281,451	58,494	49,086	8,384	148,348
ICELAND - TOTAL	2,020	424	692	903	-	-	1
INDIAN OCEAN - TOTAL <i>b/</i>	20,395	3,216	11,125	1,430	1,815	508	2,301
LATIN AMERICA - TOTAL <i>c/</i>	67,602	2,003	27,635	15,342	16,468	-	6,154
MEDITERRANEAN - TOTAL	199,519	23,394	101,390	33,541	21,516	-	19,678
MID PACIFIC - TOTAL <i>d/</i>	58,492	820	20,878	29,431	6,435	-	928
NORTH ATLANTIC - TOTAL <i>e/</i>	102,379	1,668	47,454	10,534	40,546	-	2,177
NORTH PACIFIC - TOTAL <i>f/</i>	167	91	32	25	19	-	-
SOUTHWEST PACIFIC - TOTAL <i>g/</i>	242,697	9,625	127,922	48,973	19,218	18,921	18,038
IRREGULAR ROUTES - TOTAL	9,954	15	8,467	14	1,313	-	145
EAST COAST - TOTAL	1,123,244	20,958	562,702	135,472	132,808	-	271,304
Africa	298,305	230	130,157	968	24,245	-	142,705
Azores	19,642	1,494	11,970	2,969	1,533	-	1,676
Bermuda	8,219	158	5,901	100	388	-	1,672
British Isles	104,489	1,794	53,906	17,995	10,894	-	19,900
Europe	252,050	1,225	181,610	43,070	20,238	-	5,907
Far East	155,702	324	56,925	9,121	19,783	-	69,549
Iceland	2,020	424	692	903	-	-	1
Indian Ocean	13,057	1,706	6,563	1,332	1,157	-	2,299
Latin America	40,470	396	15,062	13,231	5,629	-	6,152
Mediterranean	145,493	10,027	69,320	29,588	16,886	-	19,672
Mid Pacific	7,974	124	2,341	2,284	3,225	-	-
North Atlantic	45,105	1,018	19,775	2,755	19,794	-	1,763
North Pacific	-	-	-	-	-	-	-
Southwest Pacific	30,694	2,028	8,480	11,142	9,036	-	8
Irregular Routes	24	10	-	14	-	-	-
GULF COAST - TOTAL	330,223	22,126	215,116	19,921	71,647	1,335	78
Africa	142,261	105	102,417	110	38,784	827	18
Azores	23	-	-	23	-	-	-
British Isles	14,310	863	11,653	1,037	753	-	4
Europe	17,211	1,349	12,361	2,104	1,372	-	25
Far East	42,306	306	24,826	4,015	13,151	-	8
Indian Ocean	6,941	1,494	4,354	76	507	508	2
Latin America	24,833	1,580	11,037	1,553	10,661	-	2
Mediterranean	53,214	13,367	31,882	3,563	4,396	-	6
Mid Pacific	4,893	127	3,347	1,105	302	-	12
Southwest Pacific	24,231	2,935	13,239	6,335	1,721	-	1
Irregular Routes	-	-	-	-	-	-	-
CALIFORNIA COAST - TOTAL	1,559,851	8,212	636,376	99,430	51,658	62,102	702,073
Africa	1,159,022	361	425,778	2,012	31,419	34,797	664,655
British Isles	352	2	139	211	-	-	-
Europe	1,689	8	959	722	-	-	-
Far East	181,432	2,621	98,476	43,613	8,639	8,384	19,699
India Ocean	397	16	208	22	151	-	-
Latin America	1,483	21	754	530	178	-	-
Mediterranean	803	-	179	390	234	-	-

TABLE 67 - MOVEMENT OF USAF SPONSORED DRY CARGO VIA OCEAN TRANSPORTATION OUTBOUND FROM CONTINENTAL US BY SOURCE AND DESTINATION, BY COMMODITY, WORLD-WIDE - FY 1968 (CONTINUED)

CONTINENTAL US PORT/ OVERSEA AREA	TOTAL	GENERAL CARGO		SPECIAL CARGO		AIRCRAFT	AMMUNITIONS EXPLOSIVES
		House- hold Effects	General/ Bulk	Private Vehicles	Special Trailer		
CALIFORNIA COAST (Continued)							
Mid Pacific	43,766	569	14,089	25,465	2,877	-	766
North Atlantic	2	-	2	-	-	-	-
North Pacific	167	91	32	25	19	-	-
Southwest Pacific	170,738	4,523	95,760	26,440	8,141	18,921	16,953
NORTHWEST COAST - TOTAL							
Africa	368,880	841	229,713	15,245	34,265	-	88,816
Aleutians	106,726	-	76,733	30	2,853	-	27,110
British Isles	5,572	-	3,260	-	1,483	-	829
Europe	17	-	-	17	-	-	-
Far East	30	-	17	13	-	-	-
Indian Ocean	169,615	41	101,224	1,745	7,513	-	59,092
Latin America	-	-	-	-	-	-	-
Mediterranean	816	6	782	28	-	-	-
Mid Pacific	9	-	9	-	-	-	-
North Atlantic	1,859	-	1,101	577	31	-	150
Southwest Pacific	57,272	650	27,677	7,779	20,752	-	414
Irregular Routes	17,034	139	10,443	5,056	320	-	1,076
	9,930	5	8,467	-	1,313	-	145

- a/ Far East includes Korea, the Islands of Japan and the Ryukyus Group, and the Marianas.
- b/ Indian Ocean includes the Indian Ocean and all adjacent seas, the countries bordering the Red Sea, Persian Gulf, Arabian Sea, and the Bay of Bengal, East to the Burma-Thailand Border.
- c/ Latin America includes Mexico, Central America, South America, the Caribbean/Lesser Antilles, Bahamas, and Puerto Rico.
- d/ Mid Pacific includes the Hawaiian Islands, Caroline, Marshall Islands, Midway, Kure, Wake, Marcus, Palau Island, New Guinea, Australia, New Zealand, and all the islands of the South Pacific Ocean not otherwise listed herein.
- e/ North Atlantic includes the East Coast of Canada, Labrador, Newfoundland, and Greenland.
- f/ North Pacific includes West Coast of Canada North of 50° North Latitude, and Alaska.
- g/ Southwest Pacific includes China, Indo-China, Thailand, Malay Peninsula, Sumatra, Java, Borneo, Celebes, Timor, Taiwan, the Philippines, and South East Asia.

Source: Data Applications Division, Data Services Center, Comptroller of the Air Force.

TABLE 68 - MOVEMENT OF USAF SPONSORED DRY CARGO VIA OCEAN TRANSPORTATION INBOUND TO CONTINENTAL US BY SOURCE AND DESTINATION, BY COMMODITY, WORLD-WIDE - FY 1968

(In Measurement Tons)

(See Table 67 for dry cargo Outbound from Continental US.)

CONTINENTAL US PORT/ OVERSEA AREA	TOTAL	GENERAL CARGO		SPECIAL CARGO		AIRCRAFT	AMMUNITIONS EXPLOSIVES
		Household Effects	General/ Bulk	Private Vehicles	Special Trailer		
WORLD-WIDE - TOTAL	454,906	84,879	108,166	218,580	32,184	4,318	6,779
AFRICA - TOTAL.	67,284	1,084	54,226	985	7,044	594	3,351
ALEUTIANS - TOTAL	16	-	16	-	-	-	-
AZORES - TOTAL.	3,742	791	448	2,178	325	-	-
BERMUDA - TOTAL	1,672	226	674	650	122	-	-
BRITISH ISLE - TOTAL.	31,629	5,769	5,528	18,385	1,809	-	138
EUROPE - TOTAL.	84,029	14,337	10,585	48,189	10,851	-	67
FAR EAST - TOTAL a/.	71,677	8,719	11,142	47,982	1,728	843	1,263
ICELAND - TOTAL	897	456	200	241	-	-	-
INDIAN OCEAN - TOTAL b/.	2,157	726	295	114	1,022	-	-
LATIN AMERICA - TOTAL c/.	24,767	2,828	8,407	10,683	2,849	-	-
MEDITERRANEAN - TOTAL	82,380	38,773	10,016	27,500	2,750	2,577	764
MID PACIFIC - TOTAL d/.	26,193	528	808	23,123	1,037	304	393
NORTH ATLANTIC - TOTAL e/.	13,531	45	938	10,841	1,707	-	-
NORTH PACIFIC - TOTAL f/.	253	92	70	91	-	-	-
SOUTHWEST PACIFIC - TOTAL g/.	44,335	10,505	4,745	27,618	664	-	803
IRREGULAR ROUTES - TOTAL.	344	-	68	-	276	-	-
EAST COAST - TOTAL	189,765	42,765	20,600	108,306	11,593	2,577	3,924
Africa.	4,768	593	1,062	161	15	-	2,937
Azores.	3,742	791	448	2,178	325	-	-
Bermuda	1,672	226	674	650	122	-	-
British Isles	23,833	5,314	946	16,694	741	-	138
Europe.	61,345	8,254	5,358	43,521	4,145	-	67
Far East.	6,387	469	309	5,209	382	-	18
Iceland	897	456	200	241	-	-	-
Indian Ocean.	1,599	497	106	89	907	-	-
Latin America	16,455	692	5,533	8,424	1,806	-	-
Mediterranean	53,056	21,311	4,507	22,807	1,090	2,577	764
Mid Pacific	1,724	25	72	1,526	101	-	-
North Atlantic.	4,846	44	782	2,313	1,707	-	-
North Pacific	73	-	-	73	-	-	-
Southwest Pacific	9,192	4,093	603	4,420	76	-	-
Irregular Routes.	176	-	-	-	176	-	-
GULF COAST - TOTAL	82,384	28,117	22,502	16,495	14,501	594	175
Africa.	12,312	55	7,922	126	3,440	594	175
Azores.	-	-	-	-	-	-	-
British Isles	7,045	450	4,582	945	1,068	-	-
Europe.	17,200	5,471	2,503	2,756	6,470	-	-
Far East.	5,430	73	1,785	3,221	351	-	-
Indian Ocean.	470	189	166	-	115	-	-
Latin America	5,577	2,014	967	1,628	968	-	-
Mediterranean	24,869	16,890	2,376	3,943	1,660	-	-
Mid Pacific	1,234	-	10	1,048	176	-	-
Southwest Pacific	8,247	2,975	2,191	2,828	253	-	-
Irregular Routes.	-	-	-	-	-	-	-
CALIFORNIA COAST - TOTAL	170,683	13,470	64,732	82,862	5,792	1,147	2,680
Africa.	50,180	423	45,242	687	3,589	-	239
British Isles	662	1	-	661	-	-	-
Europe.	5,058	612	2,682	1,724	40	-	-
Far East.	59,026	8,164	9,005	38,776	993	843	1,245
Indian Ocean.	40	17	23	-	-	-	-
Latin America	2,712	122	1,907	608	75	-	-
Mediterranean	4,432	572	3,133	727	-	-	-

TABLE 68 - MOVEMENT OF USAF SPONSORED DRY CARGO VIA OCEAN TRANSPORTATION INBOUND TO CONTINENTAL US BY SOURCE AND DESTINATION, BY COMMODITY, WORLD-WIDE - FY 1968 (Continued)
(In Measurement Tons)

CONTINENTAL US PORT/ OVERSEA AREA	TOTAL	GENERAL CARGO		SPECIAL CARGO		AIRCRAFT	AMMUNITIONS EXPLOSIVES
		Household Effects	General/ Bulk	Private Vehicles	Special Trailer		
CALIFORNIA COAST (Continued)							
Mid Pacific	23,043	503	721	20,362	760	304	393
North Atlantic	330	-	-	330	-	-	-
North Pacific	180	92	70	18	-	-	-
Southwest Pacific	25,020	2,964	1,949	18,969	335	-	803
NORTHWEST COAST - TOTAL	12,074	527	332	10,917	298	-	-
Africa	24	13	-	11	-	-	-
Aleutians	16	-	16	-	-	-	-
British Isles	89	4	-	85	-	-	-
Europe	426	-	42	188	196	-	-
Far East	834	13	43	776	2	-	-
Indian Ocean	48	23	-	25	-	-	-
Latin America	23	-	-	23	-	-	-
Mediterranean	23	-	-	23	-	-	-
Mid Pacific	192	-	5	187	-	-	-
North Atlantic	8,355	1	156	8,198	-	-	-
Southwest Pacific	1,876	473	2	1,401	-	-	-
Irregular Routes	168	-	68	-	100	-	-

- a/ Far East includes Korea, the Islands of Japan and the Ryukyus Group, the Bonin Island Group, and the Marianas.
b/ Indian Ocean includes the Indian Ocean and all adjacent seas, the countries bordering the Red Sea, Persian Gulf, Arabian Sea, and the Bay of Bengal, East to the Burma-Thailand Border.
c/ Latin America includes Mexico, Central America, South America, the Caribbean/Lesser Antilles, Bahamas, and Puerto Rico.
d/ Mid Pacific includes the Hawaiian Islands, Caroline, Marshall Islands, Midway, Kure, Wake, Marcus, Palau Island, New Guinea, Australia, New Zealand, and all the islands of the South Pacific Ocean not otherwise listed herein.
e/ North Atlantic includes the East Coast of Canada, Labrador, Newfoundland, and Greenland.
f/ North Pacific includes West Coast of Canada North 50° North Latitude, and Alaska.
g/ Southwest Pacific includes China, Indo-China, Thailand, Malay Peninsula, Sumatra, Java, Borneo, Celebes, Timor, Taiwan, the Philippines, and South East Asia.

Source: Data Application Division, Data Services Center, Comptroller of the Air Force.

TABLE 69 - MOVEMENT OF USAF BULK PETROLEUM VIA OCEAN TRANSPORTATION BY AREA,
WORLD-WIDE - FY 1968

AREA	NUMBER OF LONG TONS
<u>PETROLEUM LIFT - TOTAL</u>	<u>12,575,460</u>
<u>CONUS US ORIGIN - TOTAL</u>	<u>6,434,960</u>
California	1,160,222
Other US Ports.	5,274,738
<u>CARIBBEAN/LESSER ANTILLES ORIGIN - TOTAL</u>	<u>2,443,172</u>
<u>JAPAN/KOREA ORIGIN - TOTAL</u>	<u>920,964</u>
<u>PERSIAN GULF ORIGIN - TOTAL</u>	<u>2,265,853</u>
<u>OTHER AREAS - TOTAL</u>	<u>510,511</u>

Source: Data Applications Division, Data Services Center, Comptroller of the Air Force.

TABLE 70 - MOVEMENT OF USAF BULK PETROLEUM VIA OCEAN TRANSPORTATION BY TYPE PRODUCT,
WORLD-WIDE - FY 1968

TYPE OF PRODUCT	NUMBER OF BARRELS	NUMBER OF LONG TONS
<u>PRODUCT - TOTAL</u>	<u>106,394,112</u>	<u>12,575,460</u>
Aviation Gasoline/115.	10,194,010	1,122,967
Motor Gasoline/80.	168,804	19,332
Arctic Motor Gasoline.	19,653	3,088
Jet Fuel Oil No. 4	93,878,631	11,156,228
Jet Fuel Oil No. 5	206,085	25,249
Diesel Oil	1,717,819	223,463
Kerosene	23,948	2,908
Lubricating Oils	8,991	1,082
Processing Fluid	176,171	21,143

Source: Data Applications Division, Data Services Center, Comptroller of the Air Force.

INSTALLATIONS

PART VI

INVENTORY OF INSTALLATIONS

INTRODUCTION

The USAF Program, "Installations" (PDIC Document), a supplement to the USAF Program; Bases, Units, and Priorities, and USAF Installations Characteristics Data Report, RCS: 2-HAF-Z21, were used to obtain data shown.

MILITARY CONSTRUCTION PROGRAM

INTRODUCTION

This section reflects progress of the Military Construction Program, since its inception in the Air Force, in terms of dollars available, apportioned, contracted, etc. Most of the data were furnished by the Directorate of Budget and the Directorate of Civil Engineering.

DEFINITIONS

APPROVED PROGRAM - Scope and dollar amount approved for implementation of construction and funding by appropriate authority of Office of the Secretary of Defense and/or Bureau of the Budget through apportionment, or program clearance.

AUTHORIZED PROGRAM - The USAF Military Construction Program as approved by Congress.

CURRENT PROGRAM - The scope and dollar amount deemed necessary for the completion of a line item determined essential to the mission of the USAF.

OPERATING PROGRAM - The scope and dollar amount released to USAF construction agencies as approved for construction, obligation, and expenditures for the completion of a line item.

REAL PROPERTY INVENTORY

INTRODUCTION

These tables present the real property (facilities and land) controlled by the Air Force. The costs shown represent the costs at time of acquisition to the U. S. Government, plus any subsequent improvement, and do not reflect the current value or estimated replacement costs.

DEFINITIONS

EASEMENTS - A right which one party has to use the land owned by another party for ingress and egress, or for the purpose of reducing or limiting the height of objects on land owned by another party to establish security or safety area, or right-of-way interests.

FOREIGN RIGHTS - An agreement or contract between the U. S. Government and a foreign country which gives the United States the right to use the land in a foreign country.

LEASES - A contract between a lessor and a lessee granting exclusive possessory interest in real property for a specified term, reserving to the owner rent or other consideration.

INSTALLATIONS (CONTINUED)

REAL PROPERTY INVENTORY (CONTINUED)

DEFINITIONS (CONTINUED)

LICENSE - A privilege, revocable at will, to use or pass over privately owned real property for a specified purpose.

OWNED LAND - Land acquired through donation of title or cost thereof from private enterprise, state or local governments, condemnation, or purchase.

PUBLIC DOMAIN AND PUBLIC LAND - Land assigned to the AF through a permanent or temporary withdrawal from public domain.

COST OF MAINTENANCE AND OPERATION OF REAL PROPERTY

INTRODUCTION

This section shows the cost of maintenance and operation of USAF Real Property.

DEFINITIONS

CONTRACT - Lump sum and unit price work agreements administered by the installation for preservation and construction; and utility service, inspection, and maintenance agreements administered by major air force command headquarters.

LABOR COSTS - Costs of all personnel, regardless of the source, performing work attributable to real estate facility activities. The rates used in costing military services are those prescribed in AFM 177-1.

MATERIALS AND SUPPLIES - For use in accomplishing the functions of maintenance, repair, and operation of real estate facilities.

STORAGE SPACE UTILIZATION AND OCCUPANCY

INTRODUCTION

The reporting of storage space utilization and occupancy within the Air Force has been revised under the guidance of Office of the Secretary of Defense to provide a uniform procedure for all services. Included in the summary are all Air Force depots.

DEFINITIONS

GROSS STORAGE SPACE - The gross area (regardless of its location or the purpose for which the space being used was designed or is designated) which is assigned or used for any operation concerning storage or the support of storage functions.

NET STORAGE SPACE - The floor area upon which bins are erected plus the floor area upon which material can be stored.

OPEN STORAGE SPACE - Any improved or unimproved area designated for use in storing material.

WAREHOUSE SPACE - The area in building designed for storage purposes and constructed with roof and complete side and end walls.

TABLE 71 - ACTIVE INSTALLATIONS, WORLD-WIDE - 30 JUNE 1968

ACTIVE MAJOR INSTALLATIONS								
COMMAND	TOTAL	Operational	Operational Support		Training	Research and Test	Logistical	Foreign Bases a/
			Flying	Non-Flying				
TOTAL	<u>198</u>	<u>109</u>	<u>10</u>	<u>14</u>	<u>30</u>	<u>9</u>	<u>8</u>	<u>18</u>
CONTINENTAL US - TOTAL	<u>129</u>	<u>66</u>	<u>6</u>	<u>10</u>	<u>30</u>	<u>9</u>	<u>8</u>	-
Aeronautical Chart and Information Center	1	-	-	1	-	-	-	-
Aerospace Defense Command	23	13	4	6	-	-	-	-
Air Force Accounting and Finance Center	1	-	-	1	-	-	-	-
Air Force Logistics Command	8	-	-	-	-	-	8	-
Air Force Systems Command	9	-	-	-	-	9	-	-
Air Training Command	16	-	-	-	16	-	-	-
Air University	2	-	-	-	2	-	-	-
Continental Air Command	11	-	-	-	11	-	-	-
Headquarters Command, USAF	2	1	-	1	-	-	-	-
Military Airlift Command	6	6	-	-	-	-	-	-
Strategic Air Command	30	30	-	-	-	-	-	-
Tactical Air Command	18	16	2	-	-	-	-	-
USAF Academy	1	-	-	-	1	-	-	-
USAF Security Service	1	-	-	1	-	-	-	-
OVERSEAS - TOTAL	<u>69</u>	<u>43</u>	<u>4</u>	<u>4</u>	-	-	-	<u>18</u>
Alaskan Air Command (Includes Alaska)	5	5	-	-	-	-	-	-
Aerospace Defense Command	3	2	-	1	-	-	-	-
Military Airlift Command	2	2	-	-	-	-	-	-
Pacific Air Force (Includes Hawaii)	30	10	1	1	-	-	-	18
Strategic Air Command	3	3	-	-	-	-	-	-
US Air Forces, Europe	24	20	2	2	-	-	-	-
US Air Forces, Southern Command	2	1	1	-	-	-	-	-
ALL OTHER ACTIVE INSTALLATIONS								
ALL OTHER	TOTAL	Ancillary	Ballistic Missile	Industrial	Radar	Air National Guard	Tenant b/	War Only b/
TOTAL	<u>3,791</u>	<u>1,899</u>	<u>1,158</u>	<u>43</u>	<u>182</u>	<u>107</u>	<u>358</u>	<u>44</u>
CONTINENTAL US - TOTAL	<u>2,524</u>	<u>1,000</u>	<u>1,157</u>	<u>43</u>	<u>106</u>	<u>104</u>	<u>114</u>	-
OVERSEAS - TOTAL	<u>1,267</u>	<u>899</u>	<u>1</u>	-	<u>76</u>	<u>3</u>	<u>244</u>	<u>44</u>

a/ Real Property under the jurisdiction of a foreign government utilized by the USAF equivalent to an Operational, Operational Flying Support, or Operational Non-Flying Support installation.

b/ Real Property of another Service, Agency, Governmental Department or Government used as a military facility.

Source: USAF Program, Installations, Short Title PDIC 70-4.

TABLE 72 - PROGRESS OF USAF MILITARY CONSTRUCTION PROGRAM, WORLD-WIDE - FY 1968
(Table below is in millions of dollars)

MONTH	AVAILABLE REGULAR APPROPRI- ATIONS	AVAILABLE OTHER PROGRAMS SEA	OBLIGATED		EXPENDED (GROSS)	
			Regular Appropri- ations	Other Programs SEA	Regular Appropri- ations	Other Programs SEA
<u>TOTAL - (CUMULATIVE THROUGH FY (1967))</u>	\$ 14,816	\$ 825	-	-	-	-
PRIOR TO FY 1968 (CUMULATIVE) - TOTAL . . .	14,438	712	-	-	-	-
FY 1968 NEW AVAILABILITY	378	113				
FY 1967 AND PRIOR	-	-	14,283	607	14,027	401
July (1967)	-	-	17	-	13	2
August	-	-	26	11	23	15
September	-	-	11	12	12	23
October	-	-	10	8	29	35
November	-	-	7	1	29	17
December	-	-	10	5	34	27
January (1968)	-	-	6	11	29	19
February	-	-	21	8	13	2
March	-	-	17	7	22	29
April	-	-	20	9	31	10
May	-	-	93	5	1	13
June	-	-	103	15	42	9
Total	-	-	341	92	278	201
Balance	-	-	192	126	511	223

Source: Missile and Space Systems Division, Military Construction Branch, Directorate of Budget, Comptroller of the Air Force.

TABLE 73 - AIR FORCE REAL PROPERTY DATA, WORLD-WIDE
FY 1968

REAL PROPERTY ASSETS END FISCAL YEAR	
TOTAL MAJOR INSTALLATIONS WORLD-WIDE	178
TOTAL OTHER INSTALLATIONS WORLD-WIDE	3,485
TOTAL NUMBER INSTALLATIONS WORLD-WIDE	3,663
TOTAL ACREAGE WORLD-WIDE	10,850,317
TOTAL COST TO GOVERNMENT WORLD-WIDE	\$ 16,282,352,000
DISPOSAL DATA FOR FY 1968	
TOTAL NUMBER INSTALLATIONS DISPOSED WORLD-WIDE	811
TOTAL ACREAGE DISPOSED WORLD-WIDE	58,639
TOTAL COST TO GOVERNMENT OF INSTALLATIONS DISPOSED WORLD-WIDE	\$ 530,399,000
NUMBER OF INSTALLATIONS ADDED DURING FY 1968	
TOTAL NUMBER ADDED	70

a/ Excludes 18 major installations located in SEA and Far East Areas of PACAF, 1 in USAFE, and 1 in ADO.

Source: Real Estate Agency, Directorate of Civil Engineering

TABLE 74 - COST TO US GOVERNMENT OF MILITARY REAL PROPERTY CONTROLLED BY DEPARTMENT
OF THE AIR FORCE, WORLD-WIDE - 30 JUN 1968

(In thousands of dollars)

TYPE OF REAL PROPERTY	WORLD-WIDE	UNITED STATES	POSSESSIONS	FOREIGN COUNTRIES
<u>TOTAL</u>	\$ <u>16,282,352</u>	\$ <u>13,469,053</u>	\$ <u>408,882</u>	\$ <u>2,404,417</u>
Land a/	135,583	133,361	2,211	11
Buildings	8,358,988	6,865,345	199,470	1,294,173
Structures, Utilities, etc.	7,787,781	6,470,347	207,201	1,110,233

a/ Excludes acreage leased outside of installations.

Source: Data Applications Division, Data Services Center, Comptroller of the Air Force.

TABLE 75 - MILITARY REAL PROPERTY ACREAGE CONTROLLED AND LOCATED AT DEPARTMENT OF AIR FORCE INSTALLATIONS, WORLD-WIDE - 30 JUN 1968

TYPE OF LAND	WORLD-WIDE	UNITED STATES a/	POSSESSIONS	FOREIGN COUNTRIES
<u>TOTAL</u>	<u>10,850,317</u>	<u>9,570,220</u>	<u>73,099</u>	<u>1,206,998</u>
Owned	1,650,630	1,626,125	24,505	-
Public Domain	6,937,474	6,937,474	-	-
License or Permit	469,946	431,589	37,935	422
Public Land (Possessions)	10,408	-	10,408	-
Easements	211,681	209,865	236	1,580
Leases	430,662	365,167	15	65,480
Foreign Rights	1,139,516	-	-	1,139,516

a/ Excludes acreage leased outside of installations.

Source: Data Applications Division, Data Services Center, Comptroller of the Air Force.

TABLE 76 - GOVERNMENT COST OF LAND CONTROLLED BY DEPARTMENT OF THE AIR FORCE, WORLD-WIDE - 30 JUN 1968

(In thousands of dollars)

TYPE OF LAND	WORLD-WIDE	UNITED STATES	POSSESSIONS	FOREIGN COUNTRIES
<u>TOTAL</u>	<u>\$ 135,583</u>	<u>\$ 133,361</u>	<u>\$ 2,211</u>	<u>11</u>
Owned	119,386	117,204	2,182	-
License	581	579	2	-
Easements	15,615	15,578	27	10
Foreign Rights	1	-	-	1

Source: Data Applications Division, Data Services Center, Comptroller of the Air Force.

TABLE 77 - MAINTENANCE AND OPERATION COST OF USAF REAL PROPERTY BY COMMAND
WORLD-WIDE - FY 1968

(In thousands of dollars)

COMMAND	TOTAL	LABOR COST		MATERIAL AND SUPPLIES	CONTRACT AND OTHER
		Civilian	Military		
<u>WORLD-WIDE - TOTAL</u>	<u>\$ 1,080,956</u>	<u>\$311,528</u>	<u>\$ 211,060</u>	<u>\$ 165,251</u>	<u>\$ 392,117</u>
<u>CONTINENTAL US - TOTAL</u>	693,133	244,153	134,360	80,530	234,090
Aeronautical Chart and Information Center . . .	2,166	1,464	15	198	489
Aerospace Defense Command	78,621	22,586	17,601	10,035	28,399
Air Force Logistics Command	91,468	50,083	2,489	9,491	29,405
Air Force Systems Command	70,221	20,440	7,021	6,483	36,277
Air Training Command	82,614	33,014	14,254	8,566	26,780
Air University	7,550	3,275	1,144	756	2,375
Headquarters Air Force Reserve	9,177	6,273	140	828	1,936
Headquarters Command USAF	13,693	6,286	2,398	1,627	3,382
Military Airlift Command	47,760	18,739	9,479	5,122	14,420
Strategic Air Command	183,658	51,423	51,626	23,611	56,998
Tactical Air Command	95,395	24,761	27,448	12,996	30,190
US Air Force Academy	8,779	4,864	359	653	2,903
US Security Service	2,031	945	386	164	536
<u>OVERSEAS - TOTAL</u>	<u>387,823</u>	<u>67,375</u>	<u>76,700</u>	<u>84,721</u>	<u>159,027</u>
Alaska Air Command (Includes Alaska)	38,166	11,979	7,784	8,401	10,002
Aerospace Defense Command	22,969	643	607	5,725	15,994
Air Force System Command	34,579	-	-	4,704	29,875
Military Airlift Command	7,020	2,357	1,186	1,239	2,238
Pacific Air Forces (Includes Hawaii)	156,902	28,571	39,067	39,538	49,726
Strategic Air Command	21,742	7,434	4,212	4,557	5,539
USAF In Europe	88,658	13,102	20,230	17,313	38,013
US Security Service	10,400	699	2,663	2,547	4,491
US Air Force Southern Command	6,362	2,291	875	569	2,627
Air Force Communication Service	1,025	299	76	128	522

Source: Maintenance Division, Director for Civil Engineering Operations, Deputy Chief of Staff, Programs and Resources.

*Includes Dewline, EMEWS, SEA, EER, WTR, AEDC and Point BARROW.

TABLE 78 - USAF STORAGE SPACE, UTILIZATION, AND OCCUPANCY, DEPOT ONLY - 30 JUN 1968

(In thousands of square feet)

TYPE OF STORAGE	WORLD-WIDE/CONTINENTAL US		
	Gross Storage Space	Net Storage Space	Occupied Space
<u>WAREHOUSE SPACE - TOTAL</u>	<u>18,243,000</u>	<u>10,294,000</u>	<u>9,028,000</u>
General Purpose	18,095,000	10,197,000	8,937,000
Controlled Humidity	1,000	1,000	1,000
Flammable	125,000	79,000	73,000
Chill	15,000	11,000	11,000
Freeze	7,000	6,000	6,000
<u>SHED - TOTAL</u>	<u>355,000</u>	<u>256,000</u>	<u>233,000</u>
<u>MAGAZINE - TOTAL</u>	<u>189,000</u>	<u>131,000</u>	<u>103,000</u>
Igloo	115,000	87,000	73,000
Above Ground	74,000	44,000	30,000
<u>OTHER - TOTAL</u>	<u>1,245,000</u>	<u>285,000</u>	<u>240,000</u>
Controlled Humidity	12,000	6,000	3,000
General Purpose	1,233,000	279,000	237,000
<u>OPEN STORAGE SPACE - TOTAL</u>	<u>14,191,000</u>	<u>9,353,000</u>	<u>6,145,000</u>
Improved	11,352,000	7,052,000	4,432,000
Unimproved	2,839,000	2,301,000	1,713,000

Source: Deputy Chief of Staff, Systems and Logistics, Directorate of Supply and Services. RCS: DD-I&L (SA) 429.

MILITARY ASSISTANCE PROGRAM

239

PART VII

INTRODUCTION

The tables in this section provide all available summary data on the Military Assistance Program (Detailed Lists by fiscal year of materiel and training accomplishment of the Military Assistance plans for an area or country) administered by the Air Force. The countries are summarized by their geographical location, Europe, Africa, Far East and Pacific and Western Hemisphere. Countries supported under the Support of Allies Programs, Free World Military Assistance Forces and Military Assistance Service Funded Program (Korea, Laos, Thailand and Vietnam) are reflected in separate tables.

The data were compiled from progress reports from major commands on aircraft deliveries and training accomplishment and from Military Assistance Advisory Groups or comparable organizations in each participating country. The Mutual Defense Assistance Act of 1947 enacted into law on 6 October 1949 established the Military Assistance; hence the captions FY 1950 through 1968 as used in the tables indicate an accumulation of data from the date of the enactment. This does not mean that the incipient date for all countries was FY 1950.

DEFINITIONS

AIRCRAFT ATTRITION - Aircraft lost from MAP inventories by reason of accident, obsolescence, or in combat.

FOREIGN MILITARY SALES - Transactions for military materiel and services which have been ordered and paid for by eligible recipient countries. Such transactions were formerly designated as Reimbursable Military Assistance and Military Assistance Sales.

FWMARF - Free World Military Assistance Forces. The contingent of allies providing logistic support in certain phases of the Vietnam Crisis.

GRANT AID - Military Assistance rendered under the authority of the Foreign Assistance Act of 1961, as amended, for which the United States receives no reimbursement.

MAP AIRCRAFT - Aircraft in foreign countries provided by the USAF under Military Assistance Program.

MAP EMPLOYEES - Category of civilian personnel engaged in activities required in carrying out the Military Assistance Program as administered by the Air Force.

MASF - Military Assistance Service Funded Program consists of materiel, services and training provided without charge to Laos, Thailand, Vietnam and some third country forces supporting Vietnam, funded by the United States Military Services.

MISSION/DESIGN/SERIES - Air Force Regulations 66-11, Designating, Redesignating, and Naming Military Aircraft, dated, 18 September 1962 and 66-11A dated, 15 January 1964 and 66-20, Designating, Redesignating, and Naming Military Rockets and Guided Missiles dated 27 June 1963 and 66-20A, dated, 30 January 1964, establish a uniform system for designating, redesignating, and naming military aircraft and missiles. The phrase Type/Model/Series (T/M/S) has been replaced by Mission/Design/Series (M/D/S) for aircraft and Type/Design/Series (T/D/S) for missiles. For the purpose of this USAF Statistical Digest, Mission/Design/Series will be used for both aircraft and missiles. Note: Certain circumstances prevent the reflection of specific series or a combination of series in a portion of the data.

SOA - Support of Allies Program, Foreign Air Forces under Grant Aid, MASF, and/or FMS Programs.

SPACE - Represents one man-course completed by one student in one class covering a specific subject of instruction.

TABLE 71 - MILITARY ASSISTANCE GRANT AID PROGRAM SUPPORTED AIRCRAFT INVENTORY BY STATUS, BY MISSION, DESIGN, AND SERIES OF AIRCRAFT, WORLD-WIDE, AT END OF QUARTER - FY 1968

MISSION, DESIGN, AND SERIES OF AIRCRAFT	30 SEPTEMBER 1967			31 DECEMBER 1967			31 MARCH 1968			30 JUNE 1968		
	Total	Ac-tive	In-Active	Total	Ac-tive	In-Active	Total	Ac-tive	In-Active	Total	Ac-tive	In-Active
INVENTORY - TOTAL . . .	2,424	2,363	61	2,503	2,427	76	2,438	2,381	77	2,462	2,401	61
ATTACK - TOTAL	24	24	-	24	24	-	24	24	-	23	23	-
A-4B	24	24	-	24	24	-	24	24	-	23	23	-
HELICOPTER - TOTAL	43	41	4	44	40	4	43	39	4	43	39	4
H-26	43	41	4	44	40	4	43	39	4	43	39	4
PATROL - TOTAL	11	11	-	10	10	-	10	10	-	10	10	-
P-2E	11	11	-	10	10	-	10	10	-	10	10	-
FIGHTER - TOTAL	1,142	1,117	25	1,222	1,202	20	1,140	1,121	19	1,140	1,127	13
F-5A/B/C/D	218	217	1	256	255	1	262	261	1	301	298	3
F-60C	18	7	11	7	7	-	7	7	-	7	7	-
F-84F	207	207	-	247	247	-	209	209	-	206	206	-
F-86D	45	44	1	44	43	1	44	43	1	40	39	1
F-86E	41	41	-	40	40	-	-	-	-	-	-	-
F-86F	375	363	12	375	377	18	367	350	17	328	319	9
F-100A/D/F	106	106	-	104	104	-	104	104	-	103	103	-
F-101	-	-	-	-	-	-	-	-	-	2	2	-
F-101A/B/G	132	132	-	149	149	-	147	147	-	153	153	-
MILITARY ASSISTANCE - TOTAL	108	108	-	105	88	17	104	88	16	103	87	16
RF-4AF	85	85	-	82	66	16	82	66	16	81	65	16
RF-4E	11	11	-	11	10	1	10	10	-	10	10	-
RF-101A	4	4	-	4	4	-	4	4	-	4	4	-
RF-104G	8	8	-	8	8	-	8	8	-	8	8	-
ANTI-SUB - TOTAL	12	12	-	12	12	-	12	12	-	12	12	-
S-2A	12	12	-	12	12	-	12	12	-	12	12	-
CARGO - TOTAL	430	433	17	429	411	18	463	445	18	460	450	10
C-46	98	98	-	98	98	-	97	97	-	96	96	-
C-47 (30/30)	269	254	15	268	252	16	302	286	16	304	294	10
C-54	18	16	2	18	16	2	19	17	2	15	15	-
C-119/DC-6	1	1	-	1	1	-	1	1	-	1	1	-
C-119	39	39	-	39	39	-	39	39	-	39	39	-
C-130E	5	5	-	5	5	-	5	5	-	5	5	-
TRAINER - TOTAL	458	451	7	454	447	7	448	441	7	452	437	15
T-60	8	8	-	8	8	-	8	8	-	8	8	-
T-28A/B/D	131	127	4	127	123	4	125	121	4	122	117	5
T-33A	217	214	3	225	222	3	221	218	3	221	218	3
RT-33A	6	6	-	6	6	-	6	6	-	6	6	-
T-37B/C	96	96	-	88	88	-	88	88	-	88	88	-
T-41D	-	-	-	-	-	-	-	-	-	7	-	7
UTILITY - TOTAL	75	71	4	78	74	4	92	86	6	104	102	2
HU-16	24	23	1	24	23	1	24	23	1	26	25	1
U-6A	-	-	-	-	-	-	1	1	-	1	1	-
U-17A	51	48	3	54	51	3	67	62	5	77	76	1
OBSERVATION - TOTAL	18	16	2	18	16	2	18	16	2	17	15	2
O1A/E	18	16	2	18	16	2	18	16	2	17	15	2
HELICOPTER - TOTAL	101	99	2	107	103	4	104	99	5	101	99	2
CH-53/CH-34A/C/D	3	3	-	3	3	-	3	3	-	3	3	-
HH-43B/F	3	3	-	3	-	3	3	-	3	-	-	-
OH-13	11	11	-	11	11	-	11	11	-	11	11	-
OH-23F	6	6	-	6	6	-	3	3	-	3	3	-
TH-55A	1	1	-	2	2	-	1	1	-	1	1	-
UH-1B/D	12	12	-	18	18	-	18	18	-	23	23	-
UH/H-19A/B/D	65	63	2	64	63	1	65	63	2	60	58	2

Source: Data Applications Division, Data Services Center, Comptroller of the Air Force.

DOWNGRADED AT 12 YEAR INTERVALS;
NOT AUTOMATICALLY DECLASSIFIED
DOD DIR. 5200.10

TABLE 20 - MILITARY ASSISTANCE GRANT AID PROGRAM SUPPORTED AIRCRAFT INVENTORY BY STATUS, BY MISSION, DESIGN, AND SERIES OF AIRCRAFT, BY COUNTRY, WORLD-WIDE, AT END OF QUARTER - FY 1968

COUNTRY AND MISSION, DESIGN, AND SERIES OF AIRCRAFT	30 SEPTEMBER 1967			31 DECEMBER 1967			31 MARCH 1968			30 JUNE 1968		
	Total	Active	In-Active	Total	Active	In-Active	Total	Active	In-Active	Total	Active	In-Active
TOTAL	2,424	2,363	61	2,503	2,427	76	2,458	2,381	77	2,465	2,401	64
EUROPE - TOTAL	771	771	-	842	826	16	786	770	16	790	774	16
Spain - Total	-	-	-	20	20	-	20	20	-	20	20	-
F/TF-104G	-	-	-	20	20	-	20	20	-	20	20	-
Greece - Total	200	200	-	200	200	-	195	195	-	194	194	-
F-5A/B	48	48	-	48	48	-	45	45	-	45	45	-
F-84F	25	25	-	25	25	-	25	25	-	25	25	-
F/TF-104G	39	39	-	39	39	-	38	38	-	38	38	-
RF-84F	18	18	-	18	18	-	17	17	-	17	17	-
C-47	16	16	-	16	16	-	16	16	-	16	16	-
T-33A	25	25	-	25	25	-	25	25	-	25	25	-
T-37C	16	16	-	16	16	-	16	16	-	16	16	-
UH-19D	13	13	-	13	13	-	13	13	-	12	12	-
Turkey - Total	571	571	-	622	606	16	571	555	16	575	560	16
F-5A/B	41	41	-	58	58	-	60	60	-	70	70	-
F-84F	182	182	-	222	222	-	184	184	-	181	181	-
F-86E	41	41	-	40	40	-	-	-	-	-	-	-
F-100D/F	41	41	-	40	40	-	40	40	-	39	39	-
F/TF-102	-	-	-	-	-	-	-	-	-	2	2	-
F/TF-104	40	40	-	40	40	-	39	39	-	39	39	-
RF-84F	67	67	-	64	48	16	65	49	16	64	48	16
C-47	45	45	-	45	45	-	70	70	-	70	70	-
C-54	2	2	-	2	2	-	2	2	-	2	2	-
C-130	5	5	-	5	5	-	5	5	-	5	5	-
T-33A	40	40	-	40	40	-	40	40	-	39	39	-
T-37	50	50	-	49	49	-	49	49	-	49	49	-
UH/HH-19	17	17	-	17	17	-	17	17	-	16	16	-
AFRICA - TOTAL	102	102	-	110	110	-	110	110	-	123	123	-
Congo - Total	19	19	-	22	22	-	22	22	-	22	22	-
C-47	11	11	-	11	11	-	11	11	-	11	11	-
C-54	2	2	-	2	2	-	2	2	-	2	2	-
T-28	6	6	-	9	9	-	9	9	-	9	9	-
Ethiopia - Total	68	68	-	67	67	-	67	67	-	80	80	-
F-5A/B	10	10	-	10	10	-	10	10	-	12	12	-
F-86F	12	12	-	11	11	-	11	11	-	11	11	-
RF-33A	2	2	-	2	2	-	2	2	-	2	2	-
C-47	6	6	-	6	6	-	6	6	-	6	6	-
C-54	2	2	-	2	2	-	2	2	-	2	2	-
T-28A	27	27	-	27	27	-	27	27	-	26	26	-
T-33A	9	9	-	9	9	-	9	9	-	9	9	-
U-17A	-	-	-	-	-	-	-	-	-	12	12	-
Libya - Total	10	10	-	10	10	-	10	10	-	10	10	-
C-47	6	6	-	6	6	-	7	7	-	7	7	-
T-33A	4	4	-	4	4	-	3	3	-	3	3	-
Morocco - Total	5	5	-	11	11	-	11	11	-	11	11	-
F-5A/B	5	5	-	11	11	-	11	11	-	11	11	-

DOWNGRADED AT 12 YEAR INTERVALS;
NOT AUTOMATICALLY DECLASSIFIED
DOD DIR. 5200.10

TABLE 90 - MILITARY ASSISTANCE GRANT AID PROGRAM SUPPORTED AIRCRAFT INVENTORY BY STATUS, BY MISSION, DESIGN, AND SERIES OF AIRCRAFT, BY COUNTRY, WORLD-WIDE, AT END OF QUARTER - BY 1968 (CONTINUED)

COUNTRY AND MISSION, DESIGN, AND SERIES OF AIRCRAFT	30 SEPTEMBER 1967			31 DECEMBER 1967			31 MARCH 1968			30 JUNE 1968		
	Total	Active	In-Active	Total	Active	In-Active	Total	Active	In-Active	Total	Active	In-Active
FAR EAST AND PACIFIC -												
TOTAL	1,008	979	29	1,034	997	37	1,044	1,007	37	1,040	1,001	39
Korea - Total	320	320	-	333	331	2	328	328	-	333	333	-
F-5A/B	57	57	-	57	57	-	57	57	-	73	73	-
F-86D	33	33	-	33	33	-	33	33	-	31	31	-
F-86F	118	118	-	117	116	1	113	113	-	108	108	-
RF-86F	11	11	-	11	10	1	10	10	-	10	10	-
C-46	30	30	-	30	30	-	30	30	-	30	30	-
T-28A	25	25	-	25	25	-	25	25	-	23	23	-
T-33A	25	25	-	34	34	-	34	34	-	34	34	-
O-1A/E	13	13	-	13	13	-	13	13	-	12	12	-
UH-1H	-	-	-	6	6	-	6	6	-	6	6	-
UH-HH-19	8	8	-	7	7	-	7	7	-	6	6	-
Philippines - Total	152	123	29	156	121	35	165	128	37	163	124	39
F-5A/B	22	21	1	22	21	1	22	21	1	22	19	3
F-86D	12	11	1	11	10	1	11	10	1	9	8	1
F-86F	31	20	11	36	19	17	35	18	17	28	19	9
HU-16	3	2	1	3	2	1	3	2	1	3	2	1
C-47	32	25	7	32	25	7	32	25	7	32	25	7
T-28A	14	11	3	14	11	3	13	10	3	13	8	5
T/RT-33A	14	12	2	14	12	2	14	12	2	14	12	2
T-41D	-	-	-	-	-	-	-	-	-	7	-	7
O-1A/E	5	3	2	5	3	2	5	3	2	5	3	2
U-6A	-	-	-	-	-	-	1	1	-	1	1	-
U-17	14	14	-	14	14	-	24	22	2	24	23	1
UH/HH-19	2	1	1	2	1	1	2	1	1	2	1	1
UH-34D	3	3	-	3	3	-	3	3	-	3	3	-
Republic of China -												
Total	536	536	-	545	545	-	551	551	-	544	544	-
F-5A/B	35	35	-	50	50	-	57	57	-	68	68	-
F-86F	185	185	-	184	184	-	181	181	-	155	155	-
F-100A/F	65	65	-	64	64	-	64	64	-	64	64	-
F/TF-104A/B/G	53	53	-	50	50	-	50	50	-	56	56	-
RF-101A	4	4	-	4	4	-	4	4	-	4	4	-
RF-104G	8	8	-	8	8	-	8	8	-	8	8	-
HU-16	8	8	-	8	8	-	8	8	-	10	10	-
C-46	63	63	-	63	63	-	62	62	-	61	61	-
C-47	22	22	-	22	22	-	23	23	-	23	23	-
C-118	1	1	-	1	1	-	1	1	-	1	1	-
C-119	27	27	-	27	27	-	27	27	-	27	27	-
T-28A	20	20	-	20	20	-	20	20	-	20	20	-
T-33A	39	39	-	38	38	-	40	40	-	41	41	-
UH/HH-19	6	6	-	6	6	-	6	6	-	6	6	-
WESTERN HEMISPHERE-TOTAL	543	511	32	517	494	23	518	494	24	512	503	9
Argentina - Total	71	68	3	69	67	2	69	66	3	65	64	1
A-4B	24	24	-	24	24	-	24	24	-	23	23	-
F-86F	22	21	1	20	20	-	20	20	-	19	19	-
C-47	12	12	-	12	12	-	12	12	-	12	12	-
C-54	4	2	2	4	2	2	4	2	2	-	-	-
HU-16	3	3	-	3	3	-	3	3	-	3	3	-
UH-1D	1	1	-	1	1	-	1	1	-	4	4	-
UH-19	5	5	-	5	5	-	5	4	1	4	3	1

DOWNGRADED AT 12 YEAR INTERVALS;
NOT AUTOMATICALLY DECLASSIFIED
DOD DIR. 5200.10

TABLE 80 - MILITARY ASSISTANCE GRANT AID PROGRAM SUPPORTED AIRCRAFT INVENTORY BY STATUS, BY MISSION, DESIGN, AND SERIES OF AIRCRAFT, BY COUNTRY, WORLD-WIDE, AT END OF QUARTER - FY 1968 (CONTINUED)

COUNTRY AND MISSION, DESIGN, AND SERIES OF AIRCRAFT	30 SEPTEMBER 1967			31 DECEMBER 1967			31 MARCH 1968			30 JUNE 1968		
	Total	Active	In-Active	Total	Active	In-Active	Total	Active	In-Active	Total	Active	In-Active
WESTERN HEMISPHERE												
(Continued)												
Bolivia - Total	39	26	13	38	26	12	41	31	10	37	37	-
C-47	17	9	8	17	9	8	17	11	6	17	17	-
T-28	10	9	1	9	8	1	9	8	1	7	7	-
U-17A	10	7	3	10	7	3	13	10	3	11	11	-
UH-19B	2	1	1	2	2	-	2	2	-	2	2	-
Brazil - Total	35	35	-	34	34	-	34	34	-	34	34	-
P-2E	11	11	-	10	10	-	10	10	-	10	10	-
EC-47	-	-	-	-	-	-	-	-	-	-	-	-
S-2A	12	12	-	12	12	-	12	12	-	12	12	-
C-119G	12	12	-	12	12	-	12	12	-	12	12	-
Chile - Total	53	53	-	51	51	-	53	53	-	54	54	-
B-26	16	16	-	16	16	-	16	16	-	16	16	-
HU-16A	6	6	-	6	6	-	6	6	-	6	6	-
C-47	14	14	-	12	12	-	14	14	-	14	14	-
T-37B/C	15	15	-	15	15	-	15	15	-	15	15	-
U-1D	2	2	-	2	2	-	2	2	-	3	3	-
Colombia - Total	80	79	1	80	76	4	76	72	4	74	73	1
B-26	6	6	-	6	6	-	5	5	-	5	5	-
RT-33	4	4	-	4	4	-	4	4	-	4	4	-
C-47	18	18	-	18	18	-	18	18	-	18	18	-
C-54	6	6	-	6	6	-	6	6	-	6	6	-
T-33A	23	22	1	23	22	1	23	22	1	23	22	1
HH-43B	3	3	-	3	-	3	3	-	3	-	-	-
OH-13	10	10	-	10	10	-	10	10	-	10	10	-
OH-23	3	3	-	3	3	-	-	-	-	-	-	-
UH-1B	7	7	-	7	7	-	7	7	-	8	8	-
Dominican Republic - Total	19	19	-	19	19	-	18	18	-	18	18	-
C-46	5	5	-	5	5	-	5	5	-	5	5	-
C-47	4	4	-	4	4	-	4	4	-	4	4	-
T-28A	7	7	-	7	7	-	6	6	-	6	6	-
T-33A	2	2	-	2	2	-	2	2	-	2	2	-
H-19	1	1	-	1	1	-	1	1	-	1	1	-
Ecuador - Total	31	31	-	25	25	-	31	29	2	33	31	2
C-47	6	6	-	6	6	-	11	9	2	12	10	2
T-28	11	11	-	5	5	-	5	5	-	7	7	-
T-33A	9	9	-	9	9	-	9	9	-	9	9	-
HH-19B	5	5	-	5	5	-	6	6	-	5	5	-
El Salvador - Total	9	9	-	9	9	-	9	9	-	9	9	-
C-47	4	4	-	4	4	-	4	4	-	4	4	-
U-17	5	5	-	5	5	-	5	5	-	5	5	-
Guatemala - Total	20	16	4	20	16	4	20	16	4	21	17	4
B-26	4	-	4	4	-	4	4	-	4	4	-	4
C-47	6	6	-	6	6	-	6	6	-	7	7	-
C-54	1	1	-	1	1	-	1	1	-	1	1	-
T-33A	6	6	-	6	6	-	6	6	-	6	6	-
UH-19	3	3	-	3	3	-	3	3	-	3	3	-

DOWNGRADED AT 12 YEAR INTERVALS;
NOT AUTOMATICALLY DECLASSIFIED
DOD DIR. 5200.10

TABLE 80 - MILITARY ASSISTANCE GRANT AID PROGRAM SUPPORTED AIRCRAFT INVENTORY BY STATUS, BY MISSION, DESIGN, AND SERIES OF AIRCRAFT, BY COUNTRY, WORLD-WIDE, AT END OF QUARTER - FY 1968 (CONTINUED)

COUNTRY AND MISSION, DESIGN, AND SERIES OF AIRCRAFT	30 SEPTEMBER 1968			31 DECEMBER 1968			31 MARCH 1968			30 JUNE 1968		
	Total	Active	In-Active	Total	Active	In-Active	Total	Active	In-Active	Total	Active	In-Active
WESTERN HEMISPHERE												
(Continued)												
Honduras - Total	15	15	-	18	17	1	18	17	1	18	17	1
C-47	4	4	-	5	4	1	5	4	1	5	4	1
C-54	1	1	-	1	1	-	1	1	-	1	1	-
T-28A	5	5	-	5	5	-	5	5	-	5	5	-
U-17	2	2	-	4	4	-	4	4	-	4	4	-
U-19	3	3	-	3	3	-	3	3	-	3	3	-
Nicaragua - Total	30	30	-	30	30	-	24	24	-	24	24	-
B-26	5	5	-	5	5	-	4	4	-	4	4	-
C-47	4	4	-	4	4	-	4	4	-	4	4	-
U-17A	8	8	-	8	8	-	8	8	-	8	8	-
T-28A	6	6	-	6	6	-	6	6	-	6	6	-
T-33A	6	6	-	6	6	-	1	1	-	1	1	-
TH-55A	1	1	-	1	1	-	1	1	-	1	1	-
Paraguay - Total	18	18	-	19	19	-	19	19	-	19	19	-
C-47	14	14	-	14	14	-	14	14	-	14	14	-
U-17	4	4	-	5	5	-	5	5	-	5	5	-
Peru - Total	78	67	11	60	60	-	61	61	-	61	61	-
B-26	14	14	-	14	14	-	14	14	-	14	14	-
F-80C	11	-	11	-	-	-	-	-	-	-	-	-
F-86F	7	7	-	7	7	-	7	7	-	7	7	-
HU-16	4	4	-	4	4	-	4	4	-	4	4	-
C-47	15	15	-	15	15	-	15	15	-	15	15	-
C-54	-	-	-	-	-	-	1	1	-	1	1	-
T-33A	9	9	-	9	9	-	9	9	-	9	9	-
T-37B	15	15	-	8	8	-	8	8	-	8	8	-
OH-13	1	1	-	1	1	-	1	1	-	1	1	-
U-1B	2	2	-	2	2	-	2	2	-	2	2	-
Uruguay - Total	45	45	-	45	45	-	45	45	-	45	45	-
F-80C	7	7	-	7	7	-	7	7	-	7	7	-
C-47	13	13	-	13	13	-	13	13	-	13	13	-
T-60	8	8	-	8	8	-	8	8	-	8	8	-
T-33A	6	6	-	6	6	-	6	6	-	6	6	-
H-23	3	3	-	3	3	-	3	3	-	3	3	-
U-17A	8	8	-	8	8	-	8	8	-	8	8	-

Source: Data Applications Division, Data Services Center, Comptroller of the Air Force

DOWNGRADED AT 12 YEAR INTERVALS;
NOT AUTOMATICALLY DECLASSIFIED
DOD DIR. 5200.10

TABLE #1 - MILITARY ASSISTANCE GRANT AID PROGRAM AIRCRAFT ATTRITION BY MISSION, DESIGN, AND SERIES OF AIRCRAFT, WORLD-WIDE - FY 1968

MISSION, DESIGN, AND SERIES OF AIRCRAFT	TOTAL	OPERATIONAL	NON-OPERATIONAL
TOTAL	125	100	25
ATTACK - TOTAL	1	1	-
A-4B	1	1	-
BOMBER - TOTAL	2	2	-
B-26	2	2	-
FIGHTER - TOTAL	80	62	18
F-5A/B	6	3	3
F-80C	2	2	-
F-84F	15	15	-
F-86D	7	7	-
F-86F	35	22	13
F-100A/D/F	3	3	-
F-TF-104	12	10	2
RECONNAISSANCE - TOTAL	5	4	1
RF-84F	4	3	1
RF-86F	1	1	-
CARGO - TOTAL	5	3	2
C-46	2	2	-
C-47	3	1	2
TRAINER - TOTAL	20	16	4
T-28	12	8	4
T-33A	7	7	-
T-37	1	1	-
UTILITY - TOTAL	3	3	-
U-17	3	3	-
OBSERVATION - TOTAL	1	1	-
O-1A/E	1	1	-
HELICOPTER - TOTAL	8	8	-
OH-23	1	1	-
UH-1B/D	2	2	-
U-19	5	5	-

Source: Data Applications Division, Data Services Center, Comptroller of the Air Force.

DOWNGRADED AT 12 YEAR INTERVALS;
NOT AUTOMATICALLY DECLASSIFIED
DOD DIR. 5200.10

TABLE 82 - MILITARY ASSISTANCE GRANT AID PROGRAM AIRCRAFT HOURS FLOWN BY MISSION, DESIGN, AND SERIES OF AIRCRAFT, WORLD-WIDE, BY QUARTER - FY 1968

MISSION, DESIGN, AND SERIES OF AIRCRAFT	TOTAL	FIRST QUARTER	SECOND QUARTER	THIRD QUARTER	FOURTH QUARTER
HOURS - TOTAL	<u>564,306</u>	<u>143,235</u>	<u>138,884</u>	<u>130,022</u>	<u>152,165</u>
ATTACK - TOTAL	<u>4,090</u>	<u>849</u>	<u>978</u>	<u>680</u>	<u>1,583</u>
A-4B	4,090	849	978	680	1,583
BOMBER - TOTAL	<u>3,631</u>	<u>1,124</u>	<u>915</u>	<u>839</u>	<u>753</u>
B-26	3,631	1,124	915	839	753
PATROL - TOTAL	<u>2,179</u>	<u>635</u>	<u>517</u>	<u>510</u>	<u>517</u>
P-2E	2,179	635	517	510	517
FIGHTER - TOTAL	<u>227,148</u>	<u>59,801</u>	<u>54,982</u>	<u>50,639</u>	<u>61,726</u>
F-5A/B/C/D	55,621	12,835	13,018	14,691	15,077
F-80C	1,346	637	333	171	205
F-84F	37,843	9,349	8,490	7,175	12,829
F-86D	6,025	1,501	1,560	1,696	1,268
F-86E	1,293	746	547	-	-
F-86F	73,183	21,833	18,072	15,236	18,042
F-100A/D/F	23,076	5,736	5,719	5,214	6,407
F/TF-102	-	-	-	-	-
F-104A/B/G	28,761	7,164	7,243	6,456	7,898
RECONNAISSANCE - TOTAL	<u>15,059</u>	<u>3,379</u>	<u>3,487</u>	<u>2,997</u>	<u>5,196</u>
RF-84F	10,746	2,588	2,313	1,987	3,858
RF-86F	2,298	553	503	620	622
RF-101A	751	238	221	102	190
RF-104G	1,264	-	450	288	526
UTILITY - TOTAL	<u>20,456</u>	<u>4,670</u>	<u>4,616</u>	<u>5,106</u>	<u>6,064</u>
HU-16	6,385	1,819	1,693	1,449	1,424
U-17A	14,071	2,851	2,923	3,657	4,640
ANTI-SUB - TOTAL	<u>4,221</u>	<u>1,057</u>	<u>1,057</u>	<u>1,050</u>	<u>1,057</u>
S-2A	4,221	1,057	1,057	1,050	1,057
CARGO - TOTAL	<u>144,733</u>	<u>35,601</u>	<u>36,045</u>	<u>33,980</u>	<u>39,107</u>
C-46	28,491	7,460	7,496	7,136	6,399
C-47	92,569	21,786	22,533	21,261	26,989
C-54	6,104	1,941	1,554	1,307	1,302
C-118/DC-6	472	139	183	79	71
C-119G	14,839	3,702	3,699	3,711	3,727
C-130	2,258	573	580	486	619
TRAINER - TOTAL	<u>118,031</u>	<u>29,579</u>	<u>30,077</u>	<u>28,074</u>	<u>30,301</u>
T-6G	3,406	985	920	676	825
T-28A/B/D	29,455	5,664	8,036	8,069	7,686
T-33A	58,044	16,733	14,739	12,797	13,775
RT-33A	649	182	136	168	163
T-37B/C	26,477	6,015	6,246	6,364	7,852
OBSERVATION - TOTAL	<u>3,037</u>	<u>595</u>	<u>788</u>	<u>942</u>	<u>712</u>
O-1A/E	3,037	595	788	942	712
HELICOPTER - TOTAL	<u>21,721</u>	<u>5,945</u>	<u>5,422</u>	<u>5,205</u>	<u>5,149</u>
C/S/UH-34A/C/D	789	168	179	245	197
HH-43B/F	193	193	-	-	-
OH-13	3,129	1,070	908	567	584
OH-23F	398	113	126	75	84
TH-55A	251	57	139	45	10
UH-1B/D	5,297	1,171	1,059	1,574	1,493
UH-19B	11,664	3,173	3,011	2,699	2,781

Source: Data Applications Division, Data Services Center, Comptroller of the Air Force

DOWNGRADED AT 12 YEAR INTERVALS;
NOT AUTOMATICALLY DECLASSIFIED
DOD DIR. 5200.10

TABLE 83 - MILITARY ASSISTANCE GRANT AID PROGRAM AIRCRAFT HOURS FLOWN BY MISSION, DESIGN, AND SERIES OF AIRCRAFT, BY COUNTRY, WORLD-WIDE, BY QUARTER - FY 1968

COUNTRY AND MISSION, DESIGN, AND SERIES OF AIRCRAFT	TOTAL	FIRST QUARTER	SECOND QUARTER	THIRD QUARTER	FOURTH QUARTER
TOTAL	564,306	143,235	138,884	130,022	152,165
EUROPE - TOTAL	155,405	37,966	35,639	32,308	49,492
Spain - Total	2,221	-	939	647	635
F/TF-104G	2,221	-	939	647	635
Greece - Total	46,988	14,570	9,203	11,260	11,955
F-5A/B	11,519	4,253	2,087	2,619	2,560
F-84F	3,700	825	800	925	1,150
F/TF-104G	7,807	2,159	1,501	1,855	2,292
RF-84F	4,046	1,231	872	821	1,122
C-47	3,376	896	848	752	880
T-33A	7,406	3,277	1,329	1,805	995
T-37C	6,467	1,370	1,255	1,753	2,089
UH-19D	2,667	559	511	730	867
Turkey - Total	106,196	23,396	25,497	20,401	36,902
F-5A/B	10,880	1,524	2,049	2,900	4,407
F-84F	34,143	8,524	7,690	6,250	11,879
F-86E	1,293	746	547	-	-
F-100D/F	6,975	1,607	1,618	1,480	2,270
F/TF-102	-	-	-	-	-
F/TF-104G	6,159	1,267	1,693	1,150	2,049
RF-84F	6,700	1,357	1,441	1,166	2,736
C-47	15,188	2,790	3,555	2,727	6,116
C-54D	625	293	100	59	173
C-130	2,258	573	580	486	619
T-33A	8,670	2,056	2,721	1,608	2,285
T-37C	11,525	2,221	2,873	2,244	4,187
UH/HH-19	1,780	438	630	331	381
AFRICA - TOTAL	20,089	4,576	5,065	4,856	5,592
Congo - Total	4,026	1,086	874	1,033	1,033
C-47	2,357	484	389	742	742
C-54	201	47	114	20	20
T-28B/C/D	1,468	555	371	271	271
Ethiopia - Total	13,043	2,763	3,587	3,084	3,609
F-5A/B	1,551	407	470	339	335
F-86F	1,614	350	455	436	373
RT-33A	222	48	30	78	66
C-47	2,317	561	649	574	533
C-54	704	216	161	165	162
T-28A	4,287	858	1,359	1,126	944
T-33A	1,502	323	463	366	350
U-17A	846	-	-	-	846
Libya - Total	1,097	331	208	206	352
C-47	953	328	142	146	337
T-33A	144	3	66	60	15
Morocco - Total	1,923	396	396	233	298
F-5A/B	1,923	396	396	233	298
FAR EAST AND PACIFIC - TOTAL	268,893	67,686	67,324	66,010	67,871
Korea - Total	82,649	18,523	21,666	21,118	21,342
F-5A/B	15,124	3,263	4,480	4,121	3,260
F-86D	5,483	1,287	1,428	1,558	1,210
F-86F	24,781	6,447	5,896	5,490	6,948
RF-86F	2,298	553	503	620	622
C-46	9,136	2,351	2,408	2,090	2,287
T-28A	7,967	699	2,720	2,429	2,119
T-33A	10,925	2,634	2,611	2,756	2,924
O-1A/E	2,884	530	757	905	692

DOWNGRADED AT 12 YEAR INTERVALS;
NOT AUTOMATICALLY DECLASSIFIED
DOD DIR. 5200.10

TABLE 83 - MILITARY ASSISTANCE GRANT AID PROGRAM AIRCRAFT HOURS FLOWN BY MISSION, DESIGN, AND SERIES OF AIRCRAFT, BY COUNTRY, WORLD-WIDE, BY QUARTER - FY 1968 (Continued)

COUNTRY AND MISSION, DESIGN, AND SERIES OF AIRCRAFT	TOTAL	FIRST QUARTER	SECOND QUARTER	THIRD QUARTER	FOURTH QUARTER
PACIFIC (Continued)					
Korea (Continued)					
UH-1H	1,394	-	196	503	695
UH/HH-19	2,657	759	667	646	585
Philippines - Total	37,099	8,970	7,792	10,346	9,991
F-3A/B	4,019	1,035	993	1,097	894
F-96D	542	214	132	138	58
F-86F	4,194	1,100	1,007	1,106	981
HU-16	55	2	10	24	19
C-47	15,046	3,193	3,361	4,060	4,432
T-28A	2,770	311	513	1,008	938
T-33A	5,207	2,089	1,015	1,243	860
C-1A/E	153	65	31	37	20
U-17	4,324	793	551	1,388	1,592
UH-19B	789	168	179	245	197
Remains of China - Total	149,145	40,195	37,856	34,546	36,549
F-3A/B	10,605	1,977	2,543	3,082	3,023
F-86F	37,844	12,662	9,660	7,209	8,313
F-100A/F	16,101	4,129	4,101	3,734	4,137
F-100A/B/G	12,574	3,738	3,110	2,804	2,922
RF-101A	751	238	221	162	190
RF-104D	1,264	-	450	288	526
HU-16	3,842	961	988	964	929
C-46	19,274	5,077	5,077	5,038	4,082
C-47	7,838	1,902	2,027	1,827	2,082
C-118	472	139	183	79	71
C-119	10,494	2,612	2,609	2,636	2,637
T-28A	9,609	1,987	2,281	2,730	2,611
T-33A	16,530	4,301	4,131	3,565	4,533
UH/HH-19	1,947	492	485	488	482
WESTERN HEMISPHERE - TOTAL	119,919	33,005	30,856	26,848	29,210
Argentina - Total					
A-4B	4,090	849	978	680	1,583
F-86F	4,144	1,137	954	915	1,138
C-47	6,222	1,884	1,380	1,022	1,936
C-54	1,728	512	497	390	329
HU-16B	925	201	200	214	310
UH-1D	435	150	107	58	120
UH-19	508	186	164	98	60
Bolivia - Total	6,102	1,536	1,507	1,595	1,467
C-47	3,649	723	935	939	1,052
T-28	434	217	63	86	68
U-17A	1,647	414	448	486	299
UH-19B	375	182	61	84	48
Brazil - Total	10,742	2,782	2,664	2,632	2,664
F-2E	2,179	635	517	510	517
C-119G	4,345	1,090	1,090	1,075	1,090
S-2A	4,221	1,097	1,097	1,050	1,097
Chile - Total	8,559	2,626	2,410	2,338	1,665
F-26	1,116	302	290	274	250
HU-16A	1,047	342	360	188	197
C-47	3,502	961	888	1,130	523
T-37B/C	2,627	938	779	685	225
UH-1D	267	83	93	81	10
Colombia - Total	19,321	6,346	4,908	4,291	3,776
B-26	152	81	37	34	-
RT-33A	427	134	106	90	97
T-33A	2,945	997	852	548	548
C-47	7,554	2,361	1,960	1,707	1,526

TABLE 83 - MILITARY ASSISTANCE GRANT AID PROGRAM AIRCRAFT HOURS FLOWN BY MISSION, DESIGN, AND SERIES OF AIRCRAFT, BY COUNTRY, WORLD-WIDE, BY QUARTER - FY 1968 (Continued)

COUNTRY AND MISSION, DESIGN, AND SERIES OF AIRCRAFT	TOTAL	FIRST QUARTER	SECOND QUARTER	THIRD QUARTER	FOURTH QUARTER
WESTERN HEMISPHERE (Continued)					
Colombia (Continued)					
C-54	2,374	740	537	619	478
HH-43B	193	193	-	-	-
OH-13	3,062	1,003	908	567	584
OH-23	6	-	6	-	-
UH-1B	2,608	837	502	726	543
Dominican Republic - Total	1,195	286	194	211	304
C-46	81	32	11	8	30
C-47	464	115	119	96	134
T-28A	418	49	41	41	287
T-33A	111	90	4	12	5
H-19	121	-	19	54	48
Ecuador - Total	8,253	1,853	2,222	1,901	2,277
T-28	1,536	524	470	185	397
T-33A	1,139	300	250	271	318
C-47	4,621	736	1,227	1,240	1,418
HH-19	957	293	275	205	184
El Salvador - Total	2,562	695	742	566	559
C-47	1,066	288	320	191	267
U-17A	1,496	407	422	375	292
Guatemala - Total	3,032	958	759	457	858
B-26	25	21	4	-	-
C-47	2,174	517	525	396	736
C-54	245	95	95	28	27
T-33A	222	173	2	6	41
UH-19	366	152	133	27	54
Honduras - Total	2,369	798	530	479	562
C-47	774	224	192	110	248
C-54	141	38	50	26	27
T-28A	591	354	86	111	40
U-17A	577	70	136	196	175
U-19	286	112	66	36	72
Nicaragua - Total	3,934	961	1,080	969	924
B-26	155	68	29	14	44
C-47	1,354	297	347	361	349
T-28A	375	110	132	82	51
T-33	79	34	45	-	-
U-17A	1,720	395	388	467	470
TH-55A	251	57	139	45	10
Paraguay - Total	8,154	1,719	2,215	2,023	2,197
C-47	6,162	1,393	1,713	1,470	1,586
U-17	1,992	326	502	553	611
Peru - Total	17,417	4,577	4,446	4,087	4,307
B-26	2,183	652	555	517	459
F-80C	300	300	-	-	-
F-86F	606	137	100	80	289
HU-16	516	313	135	59	9
C-47	5,075	1,351	1,194	1,151	1,379
C-54	86	-	-	-	86
T-33A	2,133	170	962	392	609
T-37B	5,858	1,486	1,339	1,682	1,351
OH-13	67	67	-	-	-
U-1B	593	101	161	206	125
Uruguay - Total	10,221	2,949	2,899	1,899	2,474
F-80C	1,046	337	333	171	205
C-47	2,877	782	762	620	713
T-6G	3,406	985	920	676	825
T-33A	1,031	286	288	165	292
H-23	392	113	120	75	84
U-17	1,469	446	476	192	355

Source: Data Applications Division, Data Services Center,
Comptroller of the Air Force.

DOWNGRADED BY 12 FROM CONFIDENTIAL;
NOT AUTOMATICALLY DECLASSIFIED
DOD DIR. 5800.10

TABLE 84 - MILITARY ASSISTANCE GRANT AID PROGRAM AIRCRAFT DELIVERIES BY MISSION, DESIGN, AND SERIES OF AIRCRAFT, WORLD-WIDE - BY QUARTER - FY 1968

MISSION, DESIGN, AND SERIES OF AIRCRAFT	FY 1968				
	Total	First Quarter	Second Quarter	Third Quarter	Fourth Quarter
TOTAL	<u>311</u>	<u>54</u>	<u>89</u>	<u>58</u>	<u>110</u>
FIGHTER - TOTAL	<u>152</u>	<u>24</u>	<u>47</u>	<u>21</u>	<u>60</u>
F-5A	119	19	42	17	41
F-5B	13	3	4	3	3
TF-41D	7	-	-	-	7
F-51	3	2	1	-	-
TF-51	1	-	-	1	-
TF-102	2	-	-	-	2
F-104G	7	-	-	-	7
CARGO - TOTAL	<u>14</u>	<u>7</u>	<u>1</u>	<u>2</u>	<u>4</u>
C-47	9	6	1	1	1
C-54	1	-	-	1	-
C-119G	3	-	-	-	3
DC-6B	1	1	-	-	-
TRAINER - TOTAL	<u>106</u>	<u>18</u>	<u>23</u>	<u>21</u>	<u>44</u>
T-28A	6	6	-	-	-
T-28D	21	1	3	3	14
T-33A	60	11	15	18	16
T-41C	14	-	-	-	14
T-37C	5	-	5	-	-
UTILITY - TOTAL	<u>2</u>	<u>-</u>	<u>-</u>	<u>-</u>	<u>2</u>
HU-16	2	-	-	-	2
HELICOPTER - TOTAL	<u>37</u>	<u>2</u>	<u>18</u>	<u>14</u>	<u>-</u>
UH-1B	4	-	4	-	-
UH-1D	6	-	6	-	-
U-17A	9	2	7	-	-
U-17B	10	-	-	10	-
U-17C	1	-	1	-	-
UH-19B	7	3	-	4	-

Source: Data Applications Division, Data Services Center, Comptroller of the Air Force

DOWNGRADED AT 3 YEAR INTERVALS;
DECLASSIFIED AFTER 12 YEARS.
DOD DIR. 5200.10

TABLE 85 - MILITARY ASSISTANCE GRANT AID PROGRAM AIRCRAFT DELIVERIES BY RECIPIENT COUNTRY, BY MISSION, DESIGN, AND SERIES OF AIRCRAFT, WORLD-WIDE - BY QUARTER - FY 1968

COUNTRY AND MISSION, DESIGN, AND SERIES OF AIRCRAFT	FY 1968				
	Total	First Quarter	Second Quarter	Third Quarter	Fourth Quarter
TOTAL	311	54	82	58	110
EUROPE - TOTAL	62	7	26	8	21
Norway - Total	21	7	10	4	-
F-5A	16	6	6	4	-
F-5B	1	1	-	-	-
UH-1B	4	-	4	-	-
Turkey - Total	41	-	16	4	21
F-5A	36	-	16	2	18
F-5B	3	-	-	2	1
TF-102A	2	-	-	-	2
SOUTH ASIA - TOTAL	6	2	1	-	-
Iran - Total	6	2	1	-	-
F-5A	4	4	-	-	-
F-5B	2	1	1	-	-
AFRICA - TOTAL	22	2	16	1	3
Ethiopia - Total	11	2	6	-	3
F-5A	3	-	-	-	3
U-17A	8	2	6	-	-
Liberia - Total	1	-	1	-	-
U-17C	1	-	1	-	-
Libya - Total	1	-	-	1	-
C-47	1	-	-	1	-
Morocco - Total	6	-	6	-	-
F-5A	5	-	5	-	-
F-5B	1	-	1	-	-
Republic of Congo - Total	3	-	3	-	-
T-28D	3	-	3	-	-
FAR EAST AND PACIFIC - TOTAL	109	11	22	31	45
Burma - Total	3	-	-	-	3
T-33A	3	-	-	-	3
Korea - Total	31	-	6	13	12
F-5A	14	-	-	4	10
F-5B	2	-	-	-	2
T-33A	9	-	-	9	-
UH-1D	6	-	6	-	-
Philippines - Total	18	1	-	10	7
T-33A	1	1	-	-	-
TF-41D	7	-	-	-	7
U-17B	10	-	-	10	-

DOWNGRADED AT 3 YEAR INTERVALS;
DECLASSIFIED AFTER 12 YEARS.
DOD DIR. 5200.10

TABLE 85 - MILITARY ASSISTANCE GRANT AID PROGRAM AIRCRAFT DELIVERIES BY RECIPIENT COUNTRY, BY MISSION, DESIGN, AND SERIES OF AIRCRAFT, WORLD-WIDE - BY QUARTER - FY 1968 (CONTINUED)

COUNTRY AND MISSION, DESIGN, AND SERIES OF AIRCRAFT	FY 1968				
	Total	First Quarter	Second Quarter	Third Quarter	Fourth Quarter
FAR EAST AND PACIFIC (Continued)					
<u>Republic of China - Total</u>	27	10	16	8	23
F-5A	40	9	14	7	10
F-5B	4	1	2	1	-
F-104G	7	-	-	-	7
C-47	1	-	-	-	1
HU-16	2	-	-	-	2
T-33A	3	-	-	-	3
<u>WESTERN HEMISPHERE - TOTAL</u>	68	28	23	15	2
<u>Argentina - Total</u>	3	1	-	2	-
U-19B	3	1	-	2	-
<u>Bolivia - Total</u>	9	6	1	2	-
F-51	3	2	1	-	-
TF-51	1	-	-	1	-
T-28A	4	4	-	-	-
UH-19B	1	-	-	1	-
<u>Brazil - Total</u>	23	-	15	8	-
T-33A	23	-	15	8	-
<u>Chile - Total</u>	1	1	-	-	-
DC-6B	1	1	-	-	-
<u>Colombia - Total</u>	9	8	-	1	-
T-33A	9	8	-	1	-
<u>Dominican Republic - Total</u>	2	2	-	-	-
T-33A	2	2	-	-	-
<u>Ecuador - Total</u>	2	-	-	1	2
T-28D	2	-	-	-	2
UH-19B	1	-	-	1	-
<u>El Salvador - Total</u>	1	-	1	-	-
C-47	1	-	1	-	-
<u>Guatemala - Total</u>	1	1	-	-	-
C-47	1	1	-	-	-
<u>Honduras - Total</u>	4	4	-	-	-
T-28A	2	2	-	-	-
UH-19B	2	2	-	-	-
<u>Paraguay - Total</u>	6	5	1	-	-
C-47	5	5	-	-	-
U-17A	1	-	1	-	-
<u>Peru - Total</u>	6	-	5	1	-
T-37C	5	-	5	-	-
C-54	1	-	-	1	-
<u>MAP OWNED MATERIAL - TOTAL</u>	43	1	-	3	39
T-28D	16	1	-	3	12
T-33A	10	-	-	-	10
F-41C	14	-	-	-	14
C-119G	3	-	-	-	3
<u>MAP SALES AND DISPOSAL - TOTAL</u>	1	-	1	-	-
F-5A	1	-	1	-	-

Source: Data Applications Division, Data Services Center, Comptroller of the Air Force.

DOWNGRADED AT 3 YEAR INTERVALS;
DECLASSIFIED AFTER 12 YEARS.
DOD DIR. 5200.10

TABLE 86 - AIRCRAFT DELIVERIES TO ELIGIBLE FOREIGN COUNTRIES UNDER FOREIGN MILITARY SALES, WORLD-WIDE - FY 1950 THROUGH FY 1968

MISSION, DESIGN, AND SERIES OF AIRCRAFT	FY 1950 THROUGH FY 1968	FY UNKNOWN	FY 1950 THROUGH FY 1962	FY 1963	FY 1964	FY 1965	FY 1966	FY 1967	FY 1968
DELIVERIES - TOTAL	2,994	675	1,612	84	242	114	29	118	90
BOMBER - TOTAL	122	10	112	-	-	-	-	-	-
B-25	5	-	5	-	-	-	-	-	-
B-26	109	10	99	-	-	-	-	-	-
F-2E	8	-	8	-	-	-	-	-	-
FIGHTER - TOTAL	650	133	457	17	31	1	-	8	2
F-5A	4	-	-	-	-	-	-	4	-
F-5B	6	-	-	-	-	-	-	4	2
F-47	76	-	76	-	-	-	-	-	-
F-51D	117	-	117	-	-	-	-	-	-
F-86D	133	133	-	-	-	-	-	-	-
F-86E	78	-	78	-	-	-	-	-	-
F-86F	69	-	62	6	-	1	-	-	-
F-86K	88	-	88	-	-	-	-	-	-
F-100D	17	-	6	11	-	-	-	-	-
F-104	62	-	30	-	31	-	-	-	1
RECONNAISSANCE - TOTAL	19	14	-	2	-	-	-	-	-
RP-84F	19	14	-	5	-	-	-	-	-
CARGO - TOTAL	516	74	271	2	37	35	12	39	46
C-45	76	47	20	-	6	3	-	-	-
C-46	34	22	12	-	-	-	-	-	-
C-47	95	1	85	-	-	9	-	-	-
C-54	9	-	-	-	-	5	1	3	-
C-82	12	-	12	-	-	-	-	-	-
C-119F/G/J	131	-	106	-	25	-	-	-	-
C-223	24	-	24	-	-	-	-	-	-
C-130	120	4	12	-	-	12	10	36	-
C-135	12	-	-	-	6	6	-	-	-
C-140	3	-	-	2	-	-	1	-	-
TRENCHER - TOTAL	1,580	441	704	51	166	71	41	65	4
T-6	635	155	480	-	-	-	-	-	-
T-11	12	-	10	-	2	-	-	-	-
T-28A	315	257	25	-	-	28	-	-	5
T-33A	287	29	96	11	85	20	14	7	25
T-34	4	-	4	-	-	-	-	-	-
T-35	10	-	10	-	-	-	-	-	-
T-37	28	-	-	-	-	-	-	-	-
T-38	41	-	-	-	-	-	-	17	11
T-41A	26	-	-	-	-	-	26	41	-
TB-17	3	-	3	-	-	-	-	-	-
TB-25	75	-	75	-	-	-	-	-	-
TF-51	1	-	1	-	-	-	-	-	-
TF-104G	91	-	-	40	27	23	1	-	-
Harvard	52	-	-	-	52	-	-	-	-
COMMUNICATIONS - TOTAL	46	-	32	-	7	4	-	3	-
Cessna-180	3	-	-	-	-	-	-	3	-
OH-21A/B	14	-	14	-	-	-	-	-	-
OH-130	2	-	2	-	-	-	-	-	-
OH-23A	8	-	4	-	-	4	-	-	-
O1A	6	-	6	-	-	-	-	-	-
OH-19A/B	13	-	6	-	7	-	-	-	-
MISCELLANEOUS - TOTAL	61	2	26	9	1	3	6	3	-
Convair	5	-	1	1	-	3	-	-	-
DC-6	2	-	2	-	-	-	-	-	-
HU-16	38	3	17	8	1	-	6	3	-
RB-17	6	-	6	-	-	-	-	-	-
SB-17	2	-	2	-	-	-	-	-	-
VB-17	8	-	8	-	-	-	-	-	-

Source: Data Applications Division, Data Services Center, Comptroller of the Air Force

CONFIDENTIAL

DOWNGRADED AT 3 YEAR INTERVALS;
DECLASSIFIED AFTER 12 YEARS.
DOD DIR. 5200.10

TABLE 87 - MILITARY ASSISTANCE GRANT AID PROGRAM FORMAL TRAINING ACCOMPLISHMENT BY TYPE OF TRAINING, BY RECIPIENT COUNTRY, WORLD-WIDE - FY 1950 THROUGH FY 1968

AREA AND COUNTRY	TOTAL SPACES COMPLETED WORLD-WIDE FY 50 THRU FY 68	FORMAL TRAINING COMPLETED IN THE CONTINENTAL US							FORMAL TRAINING COMPLETED OVERSEAS					
		Total Spaces CONTL US	Pilot	Other Flying	Aircraft And Aero Equipment Maintenance	Elec-tronics And Com-muni-cations	Miss-ile	Other Train-ing	Total Spaces Overseas	Pilot	Other Fly-ing	Aircraft And Aero Equipment Maintenance	Elec-tronics And Com-muni-cations	Other Train-ing
TOTAL	106,337	72,773	6,003	5,334	13,847	10,567	6,317	30,705	33,564	201	4,909	8,510	9,252	10,692
NON-REGIONAL - TOTAL	160	160	-	-	-	-	-	160	-	-	-	-	-	-
AFRICA - TOTAL	3,720	3,639	201	148	1,486	356	-	1,448	81	-	7	17	-	27
Angola	10	10	-	2	2	-	-	6	-	-	-	-	-	-
Ethiopia	1,481	1,427	26	62	615	226	-	498	54	-	5	13	-	-
Ghana	3	3	-	-	-	-	-	3	-	-	-	-	-	-
Kenya	354	340	18	10	79	8	-	225	14	-	2	-	-	-
Mali	1,488	1,484	110	59	682	84	-	549	4	-	-	4	-	-
Niger	164	164	13	14	33	18	-	86	-	-	-	-	-	-
Republic of Mali	88	88	14	1	32	14	-	27	-	-	-	-	-	-
Republic of the Sudan	118	118	20	-	43	6	-	49	-	-	-	-	-	-
Tanzania	14	5	-	-	-	-	-	5	9	-	-	-	-	-
EUROPE - TOTAL	30,374	23,424	3,137	2,258	3,915	2,777	5,341	5,996	6,950	-	1,132	2,393	1,845	1,521
Austria	135	117	12	14	-	36	-	55	18	-	4	1	1	12
Belgium	1,926	1,526	397	217	167	346	-	399	400	-	72	126	111	91
Denmark	2,118	1,526	349	256	129	338	-	454	592	-	51	38	416	87
Finland	1	1	-	-	-	-	-	1	-	-	-	-	-	-
France	6,335	4,787	1,265	811	1,547	397	-	767	1,548	-	315	906	81	246
Germany	893	592	69	10	2	73	-	438	301	-	11	90	121	79
Italy	4,896	3,828	141	204	544	262	1,761	916	1,068	-	113	357	285	313
NATO	445	445	-	-	-	-	-	445	-	-	-	-	-	-
Netherlands	2,401	1,441	372	220	168	177	-	504	960	-	46	347	266	301
Norway	3,251	2,129	326	207	520	325	-	751	1,122	-	156	434	232	300
Portugal	879	573	34	51	139	194	-	155	306	-	81	33	161	31
Spain	2,409	2,002	88	149	542	402	-	821	407	-	217	54	52	84
United Kingdom	4,062	3,960	84	78	33	99	3,580	86	102	-	43	5	59	36
Yugoslavia	485	359	-	28	124	127	-	80	126	-	23	7	60	36
Undistributed	138	138	-	13	-	1	-	124	-	-	-	-	-	-
NEAR EAST AND SOUTH ASIA - TOTAL	16,903	14,852	905	828	3,227	2,142	976	6,774	2,051	5	475	288	497	786
Afghanistan	344	344	18	73	36	46	-	171	-	-	-	-	-	-

DOWNGRADED AT 12 YEAR INTERVALS;
NOT AUTOMATICALLY DECLASSIFIED
DOD DIR. 5200.10

Federation of Malaysia	58	58	22	-	-	-	-	36	-	-	-	-	-	-	-
Greece	2,526	2,077	47	125	499	413	-	993	449	-	60	86	146	157	
India	744	730	214	90	20	209	-	197	14	-	-	-	14	-	
Iran	4,078	3,827	313	91	911	624	-	1,888	251	-	85	23	15	128	
Iraq	162	162	19	15	19	4	-	105	-	-	-	-	-	-	
Jordan	4	4	-	-	-	-	-	4	-	-	-	-	-	-	
Lebanon	7	7	-	-	-	-	-	7	-	-	-	-	-	-	
Pakistan	1,930	1,650	110	150	440	296	-	654	280	-	86	104	56	34	
Saudi Arabia	935	755	9	18	347	42	-	339	180	-	-	-	-	180	
Syria	7	7	-	-	-	-	-	7	-	-	-	-	-	-	
Turkey	6,108	5,231	153	266	955	508	976	2,373	877	5	244	75	266	287	
FAR EAST AND PACIFIC - TOTAL	41,386	22,547	892	1,415	4,304	4,705	-	11,224	18,839	186	2,002	3,078	6,178	6,392	
Burma	323	307	15	31	91	33	-	137	16	-	-	16	-	-	
Cambodia	223	160	6	5	52	15	-	82	63	-	10	26	6	21	
Indonesia	425	415	-	65	130	32	-	188	10	-	6	-	4	-	
Japan	9,540	2,446	19	196	321	529	-	1,381	7,094	12	872	1,268	3,624	1,318	
Korea	9,968	4,534	91	216	790	1,033	-	2,404	5,434	8	737	456	1,608	2,625	
Laos	679	666	27	60	177	33	-	369	13	-	-	-	-	13	
Philippines	6,060	3,602	45	193	883	788	-	1,693	2,458	2	376	639	675	766	
Republic of China	5,236	3,614	248	251	553	1,027	-	1,535	1,622	-	578	190	38	816	
Thailand	4,032	2,894	67	117	574	654	-	1,482	1,138	-	176	264	101	597	
South Vietnam	4,900	3,909	381	281	733	561	-	1,953	991	164	247	219	122	239	
WESTERN HEMISPHERE - TOTAL	13,794	8,151	861	685	915	587	-	5,103	5,643	10	292	2,734	732	1,874	
Argentina	963	805	21	55	92	74	-	563	158	-	1	62	25	70	
Bolivia	1,184	542	74	54	26	27	-	361	642	-	74	267	59	242	
Brazil	1,354	967	18	47	30	116	-	756	387	-	13	105	-	269	
Chile	1,235	627	48	31	84	78	-	386	608	-	3	317	149	139	
Colombia	1,297	871	79	95	150	35	-	512	426	-	2	242	82	100	
Costa Rica	12	-	-	-	-	-	-	-	12	-	4	5	-	3	
Cuba	220	159	51	19	15	1	-	73	61	-	-	43	7	11	
Dominican Republic	602	348	30	37	52	25	-	204	254	-	7	92	42	113	
Ecuador	1,445	678	81	57	32	57	-	451	767	-	15	358	82	312	
El Salvador	242	125	35	8	2	-	-	80	117	-	10	72	12	23	
Guatemala	508	312	89	37	26	2	-	158	196	-	19	97	19	61	
Haiti	100	62	11	6	21	2	-	22	38	-	-	38	-	-	
Honduras	255	127	26	12	8	4	-	77	128	10	16	58	14	30	
Mexico	368	290	36	31	76	10	-	137	78	-	-	61	12	5	
Nicaragua	772	461	79	41	83	6	-	252	311	-	59	141	67	44	
Paraguay	636	253	76	17	-	8	-	152	383	-	1	227	39	116	
Peru	1,226	748	64	62	91	110	-	421	478	-	41	227	33	177	
Uruguay	367	154	6	24	12	13	-	99	213	-	14	126	33	40	
Venezuela	991	622	37	52	115	19	-	399	369	-	14	196	57	102	
Undistributed	17	-	-	-	-	-	-	-	17	-	-	-	-	17	

Source: Data Applications Division, Data Services Center, Comptroller of the Air Force.

DOWNGRADED AT 3 YEAR INTERVALS;
 DECLASSIFIED AFTER 12 YEARS.
 DOD DIR. 5200.10

TABLE 88 - MILITARY ASSISTANCE (FWMAF/MASF/SOA) PROGRAM AIRCRAFT INVENTORY AND FLYING HOURS BY MISSION, DESIGN, AND SERIES OF AIRCRAFT - FY 1968

(See Table 89 for data on deliveries and attrition.)

MISSION, DESIGN AND SERIES OF AIRCRAFT	30 SEPTEMBER 1967				31 DECEMBER 1967				31 MARCH 1968				30 JUNE 1968			
	Total	Active	In-Active	Flying Hours	Total	Active	In-Active	Flying Hours	Total	Active	In-Active	Flying Hours	Total	Active	In-Active	Flying Hours
TOTAL	707	691	16	94,959	699	688	11	90,867	706	706	-	92,899	678	629	49	91,602
KOREA - TOTAL	4	4	-	651	4	4	-	722	4	4	-	755	4	4	-	776
C-54D	4	4	-	651	4	4	-	725	4	4	-	755	4	4	-	776
LAOS - TOTAL	115	114	1	19,035	114	113	1	18,863	124	124	-	18,427	128	128	-	16,940
C-47	17	17	-	1,674	17	17	-	2,186	17	17	-	1,614	16	16	-	1,454
O-1A/E/F	8	8	-	571	7	7	-	593	10	10	-	436	15	15	-	613
T-28B/C/D	47	47	-	5,140	46	46	-	5,484	52	52	-	4,300	54	54	-	5,019
U-4	-	-	-	-	1	1	-	-	1	1	-	-	1	1	-	-
U-6	3	3	-	203	3	3	-	180	3	3	-	290	3	3	-	173
U-17A/B	4	4	-	290	4	4	-	405	5	5	-	67	5	5	-	264
UH-34D	36	35	1	11,157	36	35	1	10,015	36	36	-	11,720	34	34	-	9,417
THAILAND - TOTAL	203	188	15	12,067	208	198	10	10,671	197	197	-	14,133	194	194	-	14,466
F-5A	4	4	-	328	4	4	-	329	8	8	-	402	8	8	-	570
F-5B	2	2	-	64	2	2	-	54	2	2	-	56	2	2	-	36
F-86F	27	27	-	1,156	27	27	-	975	24	24	-	1,073	21	21	-	665
F-86L	15	-	15	-	10	-	10	-	-	-	-	-	-	-	-	-
C-47	21	21	-	1,136	20	20	-	1,378	20	20	-	1,235	21	21	-	1,090
C-123B	8	8	-	361	8	8	-	533	8	8	-	872	10	10	-	762
O-1E	-	-	-	-	8	8	-	178	8	8	-	497	7	7	-	592
T-28D	47	47	-	3,348	46	46	-	4,515	46	46	-	4,215	45	45	-	4,312
T-33A	9	9	-	707	11	11	-	1,190	11	11	-	1,047	11	11	-	1,140
RT-33A	-	-	-	29	3	3	-	-	3	3	-	12	3	3	-	61
T-37B	6	6	-	714	7	7	-	945	7	7	-	465	6	6	-	761
U-10B	11	11	-	672	10	10	-	574	9	9	-	474	10	10	-	417
H-34C/D	49	49	-	3,497	48	48	-	-	47	47	-	3,659	46	46	-	3,833
H-43B	4	4	-	55	4	4	-	-	4	4	-	126	4	4	-	227
VIETNAM - TOTAL	282	282	-	63,206	273	273	-	60,608	381	381	-	59,584	252	203	49	59,423
A-1G/H/J	94	94	-	16,566	88	88	-	13,372	81	81	-	12,144	73	56	17	10,477
F-5C	19	19	-	1,190	18	18	-	1,055	19	19	-	1,687	19	19	-	1,810
F-5D	2	2	-	235	2	2	-	110	2	2	-	181	2	2	-	164
C-47	46	46	-	7,684	48	48	-	8,604	38	38	-	7,450	34	30	4	6,235
EC-47	1	1	-	185	1	1	-	171	1	1	-	125	1	1	-	142
RC-47	3	3	-	771	3	3	-	794	3	3	-	665	3	3	-	774
C-119G	-	-	-	-	-	-	-	-	16	16	-	289	16	14	2	2,414
O-1A	73	73	-	15,464	70	70	-	16,180	65	65	-	16,342	59	53	6	16,405
U-6A	9	9	-	1,532	8	8	-	1,201	8	8	-	1,297	9	7	2	1,102
U-17A	50	50	-	8,330	50	50	-	6,925	44	44	-	8,596	40	37	3	7,000
UH-1D	-	-	-	-	-	-	-	-	-	-	-	-	2	2	-	-
H-34C/D/G	88	88	-	11,249	85	85	-	12,196	104	104	-	10,808	94	79	15	12,900

Source: Data Applications Division, Data Services Center, Comptroller of the Air Force.

DOWNGRADED AT 12 YEAR INTERVALS;
NOT AUTOMATICALLY DECLASSIFIED
DOD DIR. 5200.10

TABLE 89 - MILITARY ASSISTANCE (FWMAF/MASF/SOA) PROGRAM DELIVERIES AND ATTRITION, BY MISSION, DESIGN, AND SERIES OF AIRCRAFT - FY 1968

(See Table 88 for data on aircraft inventory and flying hours.)

MISSION, DESIGN, AND SERIES OF AIRCRAFT	DELIVERIES FY 68	ATTRITION			
		Total	Combat	Operational	Other
TOTAL	96	141	52	62	21
KOREA - TOTAL	-	-	-	-	-
C-54D	-	-	-	-	-
LAOS - TOTAL	46	45	36	9	-
C-47	2	1	1	-	-
O-1A/E/F	8	2	-	2	-
T-28B/C/D	28	33	29	4	-
U-4	-	-	-	-	-
U-6	-	-	-	-	-
U-17A/B	1	1	-	1	-
H-34D	7	8	6	2	-
THAILAND - TOTAL	20	34	-	13	21
A	3	-	-	-	-
B	-	-	-	-	-
B6F	-	6	-	2	4
B6L	-	15	-	-	15
C-47	2	2	-	1	1
C-123B	2	-	-	-	-
O-1E	8	1	-	1	-
T-28D	-	4	-	4	-
T-33A	2	-	-	-	-
RT-33A	3	1	-	1	-
T-37B	-	1	-	1	-
U-10B	-	2	-	2	-
H-34C/D	-	1	-	-	1
H-43B	-	1	-	1	-
VIETNAM - TOTAL	30	62	19	43	-
A-1G/H/J	-	25	7	18	-
F-5C	2	1	1	-	-
F-5D	-	-	-	-	-
C-47	8	2	-	2	-
EC-47	-	-	-	-	-
RC-47	-	-	-	-	-
C-119G	17	1	1	-	-
O-1A	-	18	5	13	-
U-6A	1	1	-	1	-
U-17A	-	14	5	9	-
UH-1D	2	-	-	-	-
H-34C/D/G	-	-	-	-	-

Source: Data Applications Division, Data Services Center, Comptroller of the Air Force

DOWNGRADED AT 12 YEAR INTERVALS;
NOT AUTOMATICALLY DECLASSIFIED
DOD DIR. 5200.10

TABLE 90 — MILITARY APPROPRIATION SERVICE-FUNDED PROGRAM FORMAL TRAINING ACCOMPLISHMENT BY TYPE OF TRAINING, BY RECIPIENT COUNTRY - FY 1965 THROUGH FY 1968

AREA AND COUNTRY	TOTAL SPACES COMPLETED WORLD-WIDE FY 65 THRU FY 68	FORMAL TRAINING COMPLETED IN THE CONTINENTAL US						FORMAL TRAINING COMPLETED OVERSEAS					
		Total Spaces Contrl US	Pilot	Other Flying	Aircraft And Aero Equipment Maintenance	Elec-tronics And Com-muni-cations	Other Train-ing	Total Spaces Over-seas	Pilot	Other Fly-ing	Aircraft And Aero Equip-ment Maintenance	Elec-tronics And Com-muni-cations	Other Train-ing
<u>TOTAL</u>	<u>2,603</u>	<u>3,094</u>	<u>746</u>	<u>72</u>	<u>443</u>	<u>114</u>	<u>1,719</u>	<u>509</u>	<u>115</u>	<u>194</u>	<u>38</u>	<u>72</u>	<u>90</u>
<u>FAR EAST AND PACIFIC - TOTAL</u> . .	<u>2,603</u>	<u>3,094</u>	<u>746</u>	<u>72</u>	<u>443</u>	<u>114</u>	<u>1,719</u>	<u>509</u>	<u>115</u>	<u>194</u>	<u>38</u>	<u>72</u>	<u>90</u>
Laos	38	38	1	-	4	-	33	-	-	-	-	-	-
South Vietnam	3,444	2,941	728	62	414	107	1,630	503	115	193	36	70	89
Thailand	121	115	17	10	25	7	56	6	-	1	2	2	1

Source: Data Applications Division, Data Services Center, Comptroller of the Air Force.

DOWNGRADED AT 12 YEAR INTERVALS;
NOT AUTOMATICALLY DECLASSIFIED
DOD DIR 5800.10

MILITARY PERSONNEL

PART VIII

DEFINITIONS

ARMED FORCES QUALIFICATION TEST MENTAL GROUP: An airman's mental ability level as determined from his score on the Armed Forces Qualification Test (AFQT).

AIR FORCE NATIONAL GUARD AIR ALERT PILOTS: Officers of the Air Force National Guard who are authorized to and Augment active Air Force Units for short periods of active duty to perform air alert duty.

ARMED FORCES QUALIFICATION TEST SCORE (AFQT SCORE): The test contains questions on arithmetical reasoning, word knowledge, tool functions, and spatial visualization. The "Score" is a composite index of performance on all these items, and as such, is an indication of general learning ability.

CHARGEABLE MILITARY PERSONNEL:

1. All USAF Military Personnel on Extended Active Duty who are authorized and assigned to active Air Force Units against position spaces which are chargeable against USAF Authorized Manpower Ceilings.
2. USAF Academy Cadets.
3. Air Force National Guard Air Alert Pilots.

MILITARY STRENGTH BY COMMAND: All USAF Military Personnel (Permanent Party and Pipeline) who are assigned to active Air Force Units. This strength is composed of individuals, regardless of chargeability to military personnel ceilings, who as individuals are under the jurisdiction of the Secretary of the Air Force.

STRENGTH BY OPERATING LOCATION: A permanent duty station of an individual or a detachment of a unit other than the permanent station of the unit. A station is considered permanent if the orders specify a period of three months or longer. If no period is specified the duty station is considered permanent.

DEPARTMENTAL STATUS: The basic department of the Department of Defense in which an individual is currently commissioned, appointed or enlisted, regardless of whether or not such individual has been placed on duty with another of the departments.

DEPARTMENT OF AIR FORCE PERSONNEL: Military Personnel who have been commissioned, appointed, enlisted, or recalled in the United States Air Force.

DEPLOYMENT AREA:

- | | | |
|-------------|---|---|
| CONTINENTAL | - | North America and Caribbean Area. |
| FAR EAST | - | The Area under the jurisdiction of PAF. |
| EUROPE | - | Continental Europe, British Isles and North Africa. |

FIRST TERM AIRMEN: A Regular Air Force Airman with no prior military services, serving on his first enlistment in the United States Air Force.

INTERNAL TURNOVER: The number of permanent change of station movements of military personnel as individuals exclusive of accessions and separations movements.

NATIONAL HEALTH, SAFETY, OR INTEREST: Personnel separated under provisions of Sec III, AFR 36-22 and par 3E and 3F AFR 39-14.

MILITARY PERSONNEL (CONTINUED)

NON-CHARGEABLE MILITARY PERSONNEL: All Military Personnel on Extended Active Duty who are authorized and assigned to active Air Force Units against position spaces which are in addition to and not chargeable against USAF Authorized Manpower Ceilings.

PERMANENT PARTY PERSONNEL: Those USAF personnel assigned to an Air Force Unit to perform their principal duty in the furtherance of the mission of the unit, and who are chargeable against the specific authorizations of the unit. This includes assigned overstrength.

PIPELINE PERSONNEL: Those USAF Personnel who are assigned to an Air Force Unit temporarily for the purpose of training or hospitalization i.e., those who are temporarily ineffective. Such personnel are not chargeable against the specific authorizations of the unit to which they are assigned while in a pipeline status. Pipeline is composed of students and patients.

Patients: Military personnel assigned in patient status to an Air Force Unit which administers Air Force hospitalized personnel receiving treatment at a medical facility operated by any of the three military departments.

Students: Personnel assigned in a training status to a unit charged with administration of individuals attending a formal course of instruction at a service or civilian school or a base military training course.

PRIOR SERVICE ENLISTMENTS:

1. Former regular airman who had served a continuous period of duty.
2. Former Commissioned or Warrant Officer who had been separated from the Air Force and who had enlisted in the Regular Air Force as an airman.
3. Former enlistee or inductee of the Army or the Navy who had served on active military service for a continuous period.
4. Former enlisted members of a reserve component of the Air Force who have served on active military service.

RE-ENLISTMENT: Airmen who enlist in the Regular Air Force for their own duty position within 90 days after separation from active Air Force duty. This applies to first term and career airmen.

REGULAR AIR FORCE PERSONNEL: Department of the Air Force Military Personnel who by enlistment, appointment, or commission, are members of the Regular Air Force.

RESERVE OFFICERS TRAINING CORPS (ROTC): A training corps with units established at civilian educational institutions to qualify students for appointment as reserve officers.

UNIT MANNING VARIANCES: The difference between the number of spaces authorized to a unit and the number of personnel assigned to the unit.

USAF CADET: U. S. Air Force Academy Cadet. USAFA Cadets are not assigned to active organized Air Force Units. Students are assigned to the USAF Academy for training and ultimate commissioning as Regular Air Force officers. These personnel are not considered part of active forces but are chargeable to the active force ceiling.

TABLE 91 - DUTY LOCATION STRENGTH BY STATE, IN THE UNITED STATES, AT END OF QUARTER
FY 1968

STATE	30 SEPTEMBER 1967	31 DECEMBER 1967	31 MARCH 1968	30 JUNE 1968
TOTAL	629,527	616,922	633,221	631,138
Alabama	8,303	8,119	7,868	7,604
Alaska	15,007	14,946	15,161	15,101
Arizona	17,155	17,248	17,445	17,421
Arkansas	8,701	8,786	9,383	9,032
California	78,094	78,210	78,379	77,691
Colorado	18,128	18,309	20,224	20,434
Connecticut	85	83	81	92
Delaware	9,065	9,249	9,198	9,093
District of Columbia	4,235	4,271	4,185	3,636
Florida	42,402	43,701	43,060	42,503
Georgia	8,764	9,104	10,144	10,349
Hawaii	11,097	11,213	11,530	11,338
Idaho	3,030	2,992	3,064	3,173
Illinois	18,072	16,768	16,957	17,147
Indiana	4,653	4,559	4,423	4,187
Iowa	1,109	1,151	1,961	1,505
Kansas	10,546	11,318	14,602	13,277
Kentucky	578	556	1,308	1,138
Louisiana	9,751	9,809	10,076	10,725
Maine	8,822	8,733	8,431	6,428
Maryland	9,409	9,686	10,531	10,274
Massachusetts	14,080	12,607	12,317	13,126
Michigan	14,991	14,812	14,790	14,887
Minnesota	3,073	2,951	2,888	2,902
Mississippi	16,851	15,541	18,104	18,294
Missouri	6,623	6,536	6,431	6,394
Montana	9,457	9,362	8,135	7,020
Nebraska	11,878	12,072	11,875	14,262
Nevada	6,373	6,513	7,689	8,530
New Hampshire	3,595	3,787	3,779	2,741
New Jersey	9,846	9,631	10,087	9,280
New Mexico	10,074	9,933	10,586	10,805
New York	14,729	14,723	16,321	15,633
North Carolina	10,855	11,026	11,071	10,758
North Dakota	12,133	12,369	12,194	11,858
Ohio	17,080	17,076	17,738	18,483
Oklahoma	12,350	12,617	12,478	10,808
Oregon	3,032	2,969	2,917	2,886
Pennsylvania	807	780	747	1,459
Rhode Island	58	56	48	45
South Carolina	16,581	16,530	16,596	17,940
South Dakota	5,805	5,044	5,055	4,934
Tennessee	5,124	4,951	4,209	4,352
Texas	94,232	83,926	87,569	89,669

TABLE 91 - DUTY LOCATION STRENGTH BY STATE, IN THE UNITED STATES, AT END OF QUARTER
FY 1968 (CONTINUED)

STATE	30 SEPTEMBER 1967	31 DECEMBER 1967	31 MARCH 1968	30 JUNE 1968
Utah	3,467	3,605	3,633	3,838
Vermont	171	165	155	156
Virginia	18,527	18,388	17,697	18,705
Washington	13,876	14,208	13,783	12,633
West Virginia	196	198	198	87
Wisconsin	1,894	1,184	1,006	945
Wyoming	3,697	3,844	3,776	3,585
Unknown	1,066	707	1,338	1,975

Source: Data Applications Division, Data Services Center, Comptroller of the Air Force

NOTE: TABLE 91 and TABLE 92 only:

Strengths reflected in these tables are by operating location and are not in agreement with location strengths based on assignment.

Operating Location. A permanent duty station of an individual. A station is considered permanent if the orders specify a period of three months or longer. If no period is specified the duty station is considered permanent.

Official Military Personnel strength may be found in other tables in this section.

TABLE 92 - DUTY LOCATION STRENGTH BY COUNTRY, OVERSEAS, AT END OF QUARTER - FY 1968

COUNTRY	30 SEPTEMBER 1967	31 DECEMBER 1967	31 MARCH 1968	30 JUNE 1968
TOTAL	259,479	261,096	268,729	270,560
Afghanistan	7	9	7	3
Algeria	-	-	-	-
Argentina	34	30	30	29
Australia	10	13	16	24
Austria	6	7	7	6
Azores Islands	1,457	1,427	1,415	1,378
American Samoa	2	2	2	2
Bahama Islands	-	-	3	3
Balearic Islands	28	23	20	22
Belgium	524	545	548	549
Bermuda Islands	928	893	860	837
Bolivia	22	23	22	25
Brazil	185	123	69	63
Bulgaria	2	2	2	2
Burma	6	8	8	8
Canada	3,402	3,337	3,232	3,013
Chad Republic	7	7	9	6
Chile	24	25	30	29
China, Republic of (Taiwan/Formosa)	7,199	6,590	7,416	7,359
Colombia	22	21	21	21
Congo, Republic of the (Leopoldville)	29	28	31	30
Costa Rica	2	2	2	1
Crete	558	850	852	857
Czechoslovakia	3	3	2	2
Denmark	20	27	26	27
Dominican Republic	11	11	11	11
Easter Island	9	13	12	15
Ecuador	24	27	24	24
Egypt (United Arab Republic)	3	1	1	-
Eire (Ireland)	-	-	-	-
El Salvador	11	9	8	8
Ethiopia	71	76	64	64
Fiji Island	2	3	4	4
Finland	16	16	16	17
France	69	39	32	30
Germany, Federal Republic of	38,531	38,184	38,207	33,168
Greece	1,466	1,470	1,460	1,438
Greenland	1,226	1,166	1,123	1,077
Guam	6,805	7,367	8,135	8,671
Guatemala	25	24	24	24
Honduras	6	6	7	8
Hong Kong	4	2	4	4
Hungary	1	1	1	1
Iceland	755	730	734	698
India	22	17	18	15
Indonesia	4	5	4	5
Iran	215	251	245	246
Iraq	-	-	-	-
Israel	19	19	22	19
Italy	3,669	3,702	3,819	3,847
Ivory Coast	7	7	7	7

DOWNGRADED AT 3 YEAR INTERVALS;
 DECLASSIFIED AFTER 12 YEARS.
 DOD DIR. 5200.10

TABLE 92 - DUTY LOCATION STRENGTH BY COUNTRY, OVERSEAS, AT END OF QUARTER - FY 1968
(CONTINUED)

COUNTRY	30 SEPTEMBER 1967	31 DECEMBER 1967	31 MARCH 1968	30 JUNE 1968
Japan	19,378	19,293	19,847	20,364
Johnston Island	374	389	363	368
Jordan	3	2	2	2
Korea, Republic	3,843	3,999	4,905	5,971
Laos	7	7	8	11
Lebanon	7	7	8	7
Leeward Islands	1	1	2	2
Liberia	1	3	2	3
Libya	2,917	2,874	2,959	3,069
Line Island	3	2	1	-
Luxembourg	1	1	1	1
Malagasy Republic	6	6	6	6
Malaya States of	1	1	1	-
Mali Republic	1	1	-	-
Marshall Island	10	13	13	15
Mexico	7	7	6	4
Midway Island	112	108	93	95
Morocco	77	69	70	68
Mampo Shoto Islands (Bonin Islands)	39	43	37	63
Netherlands	1,171	1,201	1,218	1,221
New Zealand	12	12	10	14
Nicaragua	11	11	10	9
Norway	181	168	168	172
Pakistan	1,455	1,457	1,475	1,473
Panama Canal Zone	2,848	2,861	2,895	3,061
Paraguay	10	10	10	9
Peru	37	37	33	31
Philippine Islands	19,344	18,805	19,718	18,807
Poland	3	4	5	3
Portugal	23	22	22	21
Puerto Rico	3,778	3,762	3,775	3,724
Rumania	2	2	2	2
Ryukyu Islands	15,243	15,379	16,434	15,950
Sarawak	-	-	-	-
Sardinia	36	32	32	38
Saudi Arabia	154	141	131	120
Seychelles Islands	-	-	2	2
Sicily	-	-	-	-
Singapore	1	2	1	-
South Africa, Republic	9	10	13	13
Spain	6,517	6,454	6,461	6,413
St. Helena	3	10	6	6
Surinam	3	3	3	3
Sweden	11	11	10	11
Switzerland	5	5	5	4
Syria	-	-	-	-
Thailand	28,209	30,763	32,106	33,518
Trinidad & Tobago Islands	-	1	2	2
Turkey	8,274	8,239	8,259	8,186
United Kingdom	21,804	21,688	22,080	21,500
Uruguay	14	14	13	13
USSR West	10	12	14	13
Venezuela	31	26	27	28
Vietnam, South	54,697	54,392	56,038	58,578
Wake Islands	54	60	59	53
West Berlin	-	-	-	-
Yugoslavia	13	15	15	14
Unknown	1,278	1,520	741	3,802

Source: Data Applications Division, Data Services Center, Comptroller of the Air Force

DOWNGRADED AT 3 YEAR INTERVALS;
DECLASSIFIED AFTER 12 YEARS.
DOD DIR. 5200.10

TABLE 93 - MILITARY STRENGTH OF OFFICERS BY GRADE IN WHICH SERVING, BY COMMAND
AS OF 30 JUNE 1968

COMMAND	TOTAL OFFICERS ^{a/}	COMMISSIONED OFFICERS								WARRANT OFFICERS
		TOTAL	GEN	COL	LT COL	MAJ	CAPT	1ST LT	2ND LT	
<u>WORLD-WIDE - TOTAL</u>	<u>139691</u>	<u>138324</u>	<u>443</u>	<u>6655</u>	<u>16958</u>	<u>29926</u>	<u>47725</u>	<u>15382</u>	<u>21235</u>	<u>1367</u>
Aeronautical Chart and Info Center	89	88	-	6	18	21	22	6	15	1
Aerospace Defense Command	8982	8774	16	352	773	1726	3044	1079	1784	208
Air Force Accounting and Finance Center	58	57	-	12	17	16	9	3		1
Air Force Communications Service	2894	2795	4	112	261	492	1058	418	450	99
Air Force Logistics Command	3482	3423	19	300	350	527	994	488	745	59
Air Force Systems Command	9796	9736	37	543	1288	1914	2843	1117	1994	60
Air Training Command	16799	16680	15	282	606	1674	4498	1362	8243	119
Air University	5938	5925	6	262	581	1605	2381	233	857	13
Continental Air Command	458	452	4	86	119	103	101	16	23	6
Air Reserve Personnel Center	-	-	-	-	-	-	-	-	-	-
Data Systems Design Center	77	74	-	7	13	21	32	-	1	3
Headquarters Command, USAF	9749	9610	93	991	2538	2587	2482	415	504	139
Headquarters US Air Force	3189	3175	100	925	1285	672	179	9	5	14
Military Airlift Command	13608	13439	23	440	1535	3107	5860	1419	1055	169
Office of Aerospace Research	318	318	1	22	74	82	97	39	3	-
Strategic Air Command	25253	25091	37	802	2787	5643	9466	3676	2680	162
Tactical Air Command	12944	12832	26	447	1354	3163	4433	1713	1696	112
United States Air Force Academy	918	911	3	40	116	371	312	51	18	7
USAF Security Service	1565	1535	3	75	136	270	586	202	263	30
Alaskan Air Command	956	937	1	41	100	188	419	127	61	19
Pacific Air Forces	15352	15255	32	553	2100	4086	5563	2383	538	97
United States Air Forces in Europe	6776	6729	17	311	779	1512	3211	610	289	47
USAF Southern Command	490	488	6	46	128	146	135	16	11	2

^{a/} Includes mobilized officers.

Source: Operating Systems Division, Randolph Air Force Base, Texas.

TABLE 94 - USAF REGULAR AND RESERVE GENERAL OFFICERS BY GRADE IN WHICH SERVING
AT END OF QUARTER, WORLD-WIDE - FY 1968

END OF QUARTER	TOTAL ^{a/}	GENERALS	LIEUTENANT GENERALS	MAJOR GENERALS	BRIGADIER GENERALS
30 September (1967)	<u>435</u>	<u>12</u>	<u>40</u>	<u>163</u>	<u>220</u>
31 December (1967)	<u>429</u>	<u>13</u>	<u>40</u>	<u>160</u>	<u>216</u>
31 March (1968)	<u>441</u>	<u>13</u>	<u>39</u>	<u>163</u>	<u>226</u>
30 June (1968)	<u>443</u>	<u>13</u>	<u>43</u>	<u>163</u>	<u>224</u>

^{a/}Includes mobilized officers.

Source: Operating Systems Division, Randolph Air Force Base, Texas.

TABLE 95 - USAF REGULAR GENERAL OFFICERS BY PERMANENT GRADE, BY GRADE IN WHICH SERVING
AT END OF QUARTER, WORLD-WIDE - FY 1968

PERMANENT GRADE	GRADE IN WHICH SERVING	30 SEPTEMBER (1967)	31 DECEMBER (1967)	31 MARCH (1968)	30 JUNE (1968)
Major General - Total . . .		<u>136</u>	<u>131</u>	<u>148</u>	<u>149</u>
	General	12	13	13	13
	Lieutenant General	40	40	39	43
	Major General	84	78	96	93
	Brigadier General	-	-	-	-
Brigadier General - Total .		<u>155</u>	<u>148</u>	<u>170</u>	<u>161</u>
	General	-	-	-	-
	Lieutenant General	-	-	-	-
	Major General	76	77	62	65
	Brigadier General	79	71	108	96
Colonel - Total		<u>138</u>	<u>145</u>	<u>110</u>	<u>120</u>
	General	-	-	-	-
	Lieutenant General	-	-	-	-
	Major General	1	3	2	2
	Brigadier General	137	142	108	118
Lieutenant Colonel - Total .		<u>2</u>	<u>2</u>	<u>5</u>	<u>5</u>
	General	-	-	-	-
	Lieutenant General	-	-	-	-
	Major General	1	1	1	1
	Brigadier General	1	2	4	4
Major		<u>1</u>	-	-	-
	General	-	-	-	-
	Lieutenant General	-	-	-	-
	Major General	-	-	-	-
	Brigadier General	1	-	-	-

Source: Operating Systems Division, Randolph Air Force Base, Texas.

TABLE 96 - AIRMEN BY GRADE IN WHICH SERVING, BY COMMAND, WORLD-WIDE - 30 JUNE 1968

COMMAND OF ASSIGNMENT	TOTAL	AIRMEN									USAF CADETS
		Chief Master Sergeant	Senior Master Sergeant	Master Sergeant	Technical Sergeant	Staff Sergeant	Sergeant	Airman 1C	Airman	Airman Basic	
WORLD-WIDE - TOTAL	<u>765159</u>	<u>6940</u>	<u>13726</u>	<u>44407</u>	<u>83314</u>	<u>153908</u>	<u>188576</u>	<u>206709</u>	<u>49172</u>	<u>14755</u>	<u>3652</u>
USAF CADETS - TOTAL	<u>3652</u>	-	-	-	-	-	-	-	-	-	<u>3652</u>
UNDISTRIBUTED - TOTAL	-	-	-	-	-	-	-	-	-	-	-
WORLD-WIDE - REPORTED TOTAL	<u>761507</u>	<u>6940</u>	<u>13726</u>	<u>44407</u>	<u>83314</u>	<u>153908</u>	<u>188576</u>	<u>206709</u>	<u>49172</u>	<u>14755</u>	-
CONTINENTAL US - TOTAL	<u>511666</u>	<u>5053</u>	<u>9550</u>	<u>30925</u>	<u>56480</u>	<u>100097</u>	<u>113622</u>	<u>136466</u>	<u>45187</u>	<u>14286</u>	-
Aeronautical Chart and Information Center	68	1	3	6	12	24	13	9	-	-	-
Aerospace Defense Command	62028	726	1334	3742	7472	13070	16213	17600	1718	153	-
Air Force Accounting and Finance Center	198	5	8	27	27	51	51	24	4	1	-
Air Force Communications Service	18405	216	447	1148	2491	4193	4892	4543	461	14	-
Air Force Logistics Command	10753	126	230	760	1354	2577	2602	2682	400	22	-
Air Force Systems Command	20498	228	481	1566	2725	4500	4659	5244	1039	56	-
Air Training Command	95713	451	997	4590	8709	12935	10676	13556	30705	13094	-
Air University	3735	33	58	277	579	1651	545	461	125	6	-
Continental Air Command	842	17	49	200	202	189	93	82	10	-	-
Headquarters Command, USAF	14340	270	554	1809	2859	4985	2469	1757	224	13	-
Headquarters US Air Force	279	30	42	63	59	39	22	24	-	-	-
Military Airlift Command	61560	759	1324	4541	6834	12021	13512	19894	2475	200	-
Office of Aerospace Research	202	4	8	23	57	84	20	6	-	-	-
Strategic Air Command	121447	1311	2331	6785	12866	24325	30703	38697	4004	425	-
Tactical Air Command	92801	766	1485	4834	9123	18035	24593	30069	3604	292	-
USAF Academy	1023	19	26	107	170	390	268	36	6	1	-
USAF Security Service	7774	91	173	447	941	1628	2291	1782	412	9	-
OVERSEA - TOTAL	<u>249841</u>	<u>1887</u>	<u>4176</u>	<u>13482</u>	<u>26834</u>	<u>53811</u>	<u>74954</u>	<u>70243</u>	<u>3985</u>	<u>469</u>	-
Aeronautical Chart and Information Center	168	-	1	10	18	36	42	41	-	-	-
Aerospace Defense Command	2465	19	60	162	322	517	795	532	55	3	-
Air Force Communications Service	27368	215	484	1476	3174	6442	9345	5960	244	28	-
Air Force Logistics Command	2071	26	42	154	249	451	546	581	17	5	-
Air Force Systems Command	437	3	9	46	84	141	74	79	1	-	-
Alaskan Air Command	8994	80	139	416	925	1831	2609	2731	241	22	-
Headquarters Command USAF	6874	66	224	969	1447	2289	1181	681	15	2	-
Military Airlift Command	15352	136	336	982	1698	3598	4257	4091	228	26	-
Office of Aerospace Research	15	-	1	8	3	3	-	-	-	-	-
Pacific Air Forces	107805	664	1526	5052	10355	21576	32840	33766	1790	236	-
Strategic Air Command	11530	99	233	683	1352	2873	3891	2251	117	31	-
US Air Force in Europe	46927	451	826	2623	5265	9384	13312	13872	1088	106	-
USAF Security Service	17547	97	227	673	1607	4098	5629	5086	120	9	-
USAF Southern Command	2288	31	68	228	335	551	433	572	69	1	-

Source: Operating Systems Division, Randolph AFB, Texas

TABLE 97 - USAF OFFICERS BY GRADE IN WHICH SERVING, BY AGE, WORLD-WIDE
ANNUALLY - FY 1968

AGE OR AGE GROUP	TOTAL ^{a/}	GENERALS	COLONELS	LIEUTENANT COLONELS	MAJORS	CAPTAINS	FIRST LIEUTENANTS	SECOND LIEUTENANTS	WARRANT OFFICERS
30 JUNE 1968									
TOTAL	139691	443	6655	16958	29926	47725	15382	21235	1367
20	17	-	-	-	-	-	-	17	-
21	924	-	-	-	-	1	1	922	-
22	3802	-	-	-	-	-	65	3737	-
23	8028	-	-	-	-	24	1538	6466	-
24	9766	-	-	-	-	415	4308	5043	-
25	10755	-	-	-	-	3183	4785	2787	-
26	8829	-	-	-	-	5460	2257	1112	-
27	7855	-	-	-	-	6375	1005	475	-
28	6775	-	-	-	1	6056	498	220	-
29	5484	-	-	-	11	5022	304	147	-
30	4764	-	-	-	62	4346	215	141	-
31	4194	-	-	-	150	3807	195	42	-
32	4017	-	-	-	713	3177	95	32	-
33	4477	-	-	-	2032	2386	37	22	-
34	4992	-	-	3	3224	1695	32	38	-
35	5209	-	-	9	3767	1381	22	24	6
36	4792	-	-	29	3628	1107	9	8	11
37	4662	-	2	99	3628	901	10	2	20
38	4132	-	2	334	3116	655	5	-	20
39	3590	-	2	810	2251	499	1	-	27
40	2363	-	16	754	1264	297	-	-	32
41	1749	-	15	767	731	209	-	-	27
42	1963	-	63	994	714	156	-	-	36
43	2901	-	230	1557	895	162	-	-	57
44	3202	1	387	1787	826	127	-	-	74
45	3106	5	531	1740	656	97	-	-	77
46	3399	22	788	1836	580	56	-	-	117
47	3402	41	888	1748	522	48	-	-	155
48	2940	54	943	1403	358	30	-	-	152
49	2219	53	804	984	232	14	-	-	132
50	2003	50	747	872	197	14	-	-	123
51	1386	53	532	568	136	11	-	-	86
52	860	62	331	292	98	9	-	-	68
53	476	30	209	145	44	2	-	-	46
54	214	22	55	70	29	-	-	-	38
55	147	17	42	54	14	-	-	-	20
56	90	8	22	28	16	1	-	-	15
57	60	8	16	22	9	-	-	-	5
58	71	8	16	30	8	1	-	-	8
59	43	6	12	17	5	1	-	-	2
60 and Older .	33	3	2	6	9	-	-	-	13

^{a/} Includes mobilized officers.

Source: Operating Systems Division, Randolph Air Force Base, Texas.

TABLE 98 - AVERAGE AGE OF USAF OFFICERS BY GRADE IN WHICH SERVING, WORLD-WIDE -
FY 1958 THROUGH FY 1968

GRADE IN WHICH SERVING	FY 1958	FY 1959	FY 1960	FY 1961	FY 1962	FY 1963	FY 1964	FY 1965	FY 1966	FY 1967	FY ^{a/} 1968
<u>ALL GRADES</u>	<u>33.9</u>	<u>33.5</u>	<u>34.2</u>	<u>34.2</u>	<u>34.0</u>	<u>34.4</u>	<u>34.0</u>	<u>34.0</u>	<u>34.8</u>	<u>33.9</u>	<u>32.9</u>
Generals	49.9	49.3	49.0	49.3	49.5	49.9	50.1	48.9	51.3	50.9	50.7
Colonels	44.6	44.1	44.6	44.9	45.3	45.8	46.4	47.2	48.3	48.1	48.0
Lieutenant Colonels	42.8	42.3	43.0	43.5	43.4	43.9	44.4	45.0	46.0	45.6	45.2
Majors	40.0	39.7	40.3	40.8	41.3	41.8	42.0	41.6	37.1	38.8	36.9
Captains	35.5	34.7	34.7	34.2	33.5	32.8	32.3	31.5	32.8	30.7	29.8
1st Lieutenants	27.0	26.2	26.6	26.6	25.5	25.9	25.7	25.7	26.8	25.9	25.2
2nd Lieutenants	24.5	23.5	23.4	23.2	23.5	23.6	23.7	23.6	24.4	23.9	23.4

^{a/} Includes mobilized officers.

Source: Operating Systems Division, Randolph Air Force Base, Texas.

TABLE 99 - USAF MILITARY PERSONNEL BY TYPE, BY PERSONNEL IDENTITY, BY COMMAND
WORLD-WIDE, AT END OF QUARTER - FY 1968

END OF QUARTER	TOTAL ^{a/}	OFFICERS			WARRANT OFFICERS	AIRMEN			ACADEMY CADETS
		Male	FEMALE			Male	Female	Undis-tributed	
			WAF	Nurses and Other Medical					
WORLD-WIDE									
September (1967) .	894377	130114	777	3942	1555	746393	5465	2865	3266
December	890606	130412	824	3968	1463	740948	5631	4185	3175
March (1968)	902058	132444	845	4035	1415	754442	5834		3043
June	904850	133333	893	4098	1367	755384	6123		3652
US AIR FORCE PATIENTS (PIPELINE)									
September (1967) .	1052	104	1	4	2	935	6		
December	1020	113	1	10	1	892	3		
March (1968)	998	117	1	13	5	860	2		
June	1780	141		11	3	1617	8		
US AIR FORCE STUDENTS (PIPELINE) AND ACADEMY CADETS									
September (1967) .	72663	15586	53	102	4	52650	1002		3266
December	61261	14789	67	100	2	42157	971		3175
March (1968)	65927	13941	70	98	2	47697	1076		3043
June	70148	14663	75	90	3	50553	1112		3652
CONTINENTAL US (PERMANENT PARTY) AND UNDISTRIBUTED AIRMEN									
September (1967) .	539724	83277	515	2759	1150	445177	3981	2865	
December	545459	84148	544	2761	1087	448596	4138	4185	
March (1968)	550162	86140	549	2792	1050	455436	4195		
June	548089	85977	586	2841	1026	453252	4407		
OVERSEA (PERMANENT PARTY)									
September (1967) .	280938	31147	208	1077	399	247631	476		
December	282866	31362	212	1097	373	249303	519		
March (1968)	284971	32246	225	1132	358	250449	561		
June	284833	32552	232	1156	335	249962	596		
CONTINENTAL US (PERMANENT PARTY)									
AERONAUTICAL CHART AND INFORMATION CENTER									
September (1967) .	119	72	1		2	44			
December	128	74	1		1	52			
March (1968)	126	70			1	55			
June	139	70			1	68			

TABLE 99 - USAF MILITARY PERSONNEL BY TYPE, BY PERSONNEL IDENTITY, BY COMMAND
WORLD-WIDE, AT END OF QUARTER - FY 1968 (CONTINUED)

END OF QUARTER	TOTAL ^{a/}	OFFICERS			WARRANT OFFICERS	AIRMEN			ACADEMY CADETS
		Male	FEMALE			Male	Female	Undis-tributed	
			WAF	Nurses and Other Medical					
CONTINENTAL US (PERMANENT PARTY) (Continued)									
AEROSPACE DEFENSE COMMAND									
September (1967) .	78758	8729	57	141	225	68940	666		
December	75704	8496	60	138	215	66136	659		
March (1968)	72359	8334	57	140	208	62977	643		
June	70422	8087	56	142	199	61290	648		
AIR FORCE ACCOUNTING AND FINANCE CENTER									
September (1967) .	146	50	2		1	93			
December	240	49	2		1	187	1		
March (1968)	245	52	2		1	189	1		
June	256	55	2		1	197	1		
AIR FORCE COMMUNICATIONS SERVICE									
September (1967) .	19146	1287	26		60	17569	204		
December	19710	1393	25		53	18012	227		
March (1968)	20981	1412	24		52	19260	233		
June	19964	1495	24		55	18144	246		
AIR FORCE LOGISTICS COMMAND									
September (1967) .	12938	2875	21	130	62	9843	7		
December	13344	2865	22	128	55	10263	11		
March (1968)	13455	2875	21	124	55	10371	9		
June	13818	2960	23	131	53	10641	10		
AIR FORCE SYSTEMS COMMAND									
September (1967) .	28827	8083	52	399	65	19877	351		
December	29343	8267	53	400	57	20185	381		
March (1968)	28644	8450	57	404	55	19284	394		
June	29547	8687	61	401	56	19908	434		
AIR TRAINING COMMAND									
September (1967) .	54814	7706	94	439	141	45749	685		
December	54347	7922	93	435	136	45037	724		
March (1968)	54680	8234	104	431	125	45019	767		
June	54414	7659	104	461	117	45235	838		
AIR UNIVERSITY									
September (1967) .	4652	1788	10	88	16	2639	111		
December	4681	1767	12	88	14	2690	110		
March (1968)	4627	1811	13	82	12	2600	109		
June	4717	1885	16	85	13	2608	110		

TABLE 99 - USAF MILITARY PERSONNEL BY TYPE, BY PERSONNEL IDENTITY, BY COMMAND
WORLD-WIDE, AT END OF QUARTER - FY 1968 (Continued)

END OF QUARTER	TOTAL ^{a/}	OFFICERS			WARRANT OFFICERS	AIRMEN			ACADEMY CADETS
		Male	FEMALE			Male	Female	Undis-tributed	
			WAF	Nurses and Other Medical					
CONTINENTAL US (PERMANENT PARTY) (Continued)									
CONTINENTAL AIR COMMAND									
September (1967) .	1334	469	4	6	8	847			
December	1315	452	5	6	8	843	1		
March (1968)	1315	440	5	6	7	856	1		
June	1291	437	6	6	6	835	1		
AIR RESERVE PERSONNEL CENTER									
September (1967) .									
December									
March (1968)									
June									
DATA SYSTEMS DESIGN CENTER									
September (1967) .									
December	65	62			3				
March (1968)	313	68			3	239	3		
June	356	74			3	275	4		
HEADQUARTERS COMMAND, USAF									
September (1967) .	19776	6011	30	109	112	13291	223		
December	19885	6005	29	113	109	13391	238		
March (1968)	19749	5970	29	112	99	13306	233		
June	20402	6104	31	111	100	13809	247		
HEADQUARTERS USAF									
September (1967) .	3145	3107	14	4	20				
December	3124	3082	19	4	19				
March (1968)	3081	3043	17	4	17				
June	3127	3092	16	5	14				
MILITARY AIRLIFT COMMAND									
September (1967) .	64161	8760	57	349	124	54141	730		
December	65415	8999	60	353	124	55151	728		
March (1968)	70013	9829	59	372	126	58891	736		
June	71066	9845	70	391	129	59862	769		
OFFICE OF AEROSPACE RESEARCH									
September (1967) .	485	289				196			
December	486	287				199			
March (1968)	481	286				195			
June	494	292				202			

TABLE 99 - USAF MILITARY PERSONNEL BY TYPE, BY PERSONNEL IDENTITY, BY COMMAND
WORLD-WIDE, AT END OF QUARTER - FY 1968 (CONTINUED)

END OF QUARTER	TOTAL ^{a/}	OFFICERS			WARRANT OFFICERS	AIRMEN			ACADEMY CADETS
		Male	FEMALE			Male	Female	Undis-tributed	
			WAF	Nurses and Other Medical					
OVERSEA (PERMANENT PARTY)									
AERONAUTICAL CHART AND INFORMATION CENTER									
September (1967) .	191	19				172			
December	190	19				171			
March (1968)	183	22				161			
June	180	18				162			
AEROSPACE DEFENSE COMMAND									
September (1967) .	3174	372	1	3	12	2786			
December	3082	372		2	10	2698			
March (1968)	3023	372		2	8	2639	2		
June	2856	378		5	9	2464			
AIR FORCE COMMUNICATIONS COMMAND									
September (1967) .	28758	1155	18		57	27418	110		
December	28739	1184	18		55	27368	114		
March (1968)	27677	1263	17		49	26228	120		
June	28676	1247	18		44	27256	111		
AIR FORCE LOGISTICS COMMAND									
September (1967) .	2504	263	2		9	2228	2		
December	2496	267	1		8	2218	2		
March (1968)	2440	270	1		6	2161	2		
June	2340	263	1		6	2069	1		
AIR FORCE SYSTEMS COMMAND									
September (1967) .	597	189		1	3	404			
December	598	199		1	2	396			
March (1968)	743	212		1	2	528			
June	657	217		1	2	437			
ALASKAN AIR COMMAND									
September (1967) .	9876	855	9	76	22	8908	6		
December	9710	864	7	72	21	8742	4		
March (1968)	9953	859	8	70	20	8967	29		
June	9932	852	8	75	19	8937	41		
HEADQUARTERS COMMAND USAF									
September (1967) .	10441	3096	8	5	29	7284	19		
December	10376	3058	9	5	31	7250	23		
March (1968)	10099	3141	10	6	34	6884	24		
June	10048	3132	10	6	37	6838	25		

TABLE 99 - USAF MILITARY PERSONNEL BY TYPE, BY PERSONNEL IDENTITY, BY COMMAND
WORLD-WIDE, AT END OF QUARTER - FY 1968 (CONTINUED)

END OF QUARTER	TOTAL ^{a/}	OFFICERS			WARRANT OFFICERS	AIRMEN			ACADEMY CADETS
		Male	FEMALE			Male	Female	Undis-tributed	
			WAF	Nurses and Other Medical					
OVERSEA (PERMANENT PARTY) (Continued)									
MILITARY AIRLIFT COMMAND									
September (1967) .	19881	2741	23	116	57	16926	18		
December	19728	2777	21	116	53	16739	22		
March (1968)	19286	2809	23	139	47	16246	22		
June	18367	2820	19	138	40	15329	21		
OFFICE OF AEROSPACE RESEARCH									
September (1967) .	43	27				16			
December	39	25				14			
March (1968)	40	25				15			
June	41	26				15			
PACIFIC AIR FORCES									
September (1967) .	116123	13540	51	449	116	101831	136		
December	117100	13736	57	481	102	102598	126		
March (1968)	120292	14264	62	507	103	105225	131		
June	123108	14631	70	542	96	107629	140		
STRATEGIC AIR COMMAND									
September (1967) .	12086	1227	3	26	22	10801	7		
December	13075	1245	3	23	19	11779	6		
March (1968)	13014	1294	5	23	19	11669	4		
June	12950	1370	9	24	17	11526	4		
US AIR FORCES IN EUROPE									
September (1967) .	56255	6361	86	399	53	49180	176		
December	56483	6283	88	395	54	49443	220		
March (1968)	56605	6336	90	382	53	49529	215		
June	53629	6223	87	363	47	46664	245		
US AIR FORCE SECURITY SERVICE									
September (1967) .	17721	717	7		17	16979	1		
December	17970	736	8		16	17209	1		
March (1968)	17103	762	9		15	16315	2		
June	18304	746	10		13	17532	3		
US AIR FORCES SOUTHERN COMMAND									
September (1967) .	2641	487		2	1	2150	1		
December	2649	489		2	1	2156	1		
March (1968)	2687	490		2	1	2193	1		
June	2777	486		2	2	2286	1		

TABLE 99 - USAF MILITARY PERSONNEL BY TYPE, BY PERSONNEL IDENTITY, BY COMMAND
WORLD-WIDE, AT END OF QUARTER - FY 1968 (CONTINUED)

END OF QUARTER	TOTAL ^{a/}	OFFICERS			WARRANT OFFICERS	AIRMEN			ACADEMY CADETS
		Male	FEMALE			Male	Female	Undis-tributed	
			WAF	Nurses and Other Medical					
OVERSEA (PERMANENT PARTY) (Continued)									
AIR TRAINING COMMAND									
September (1967) .	551	27			1	523			
December	521	28			1	492			
March (1968)	743	33			1	702	7		
June	617	31			2	580	4		
AIR FORCE RESERVE									
September (1967) .	7	2				5			
December	9	3				6			
March (1968)	9	3				6			
June	9	3				6			
AIR UNIVERSITY									
September (1967) .	10	7				3			
December	9	6				3			
March (1968)	47	7				39	1		
June	23	7				16			
HEADQUARTERS USAF									
September (1967) .	24	24							
December	31	31							
March (1968)	37	37							
June	37	37							
TACTICAL AIR COMMAND									
September (1967) .	55	38				17			
December	61	40				21			
March (1968)	990	47				942	1		
June	282	65			1	216			

^{a/}Includes mobilized personnel.

Source: Operating Systems Division, Randolph Air Force Base, Texas.

TABLE 100 - USAF MILITARY PERSONNEL BY GRADE IN WHICH SERVING, BY COMPONENT, WORLD-WIDE
AT END OF QUARTER - FY 1968

GRADE IN WHICH SERVING	TOTAL ^{a/}	REGULAR AIR FORCE	AIR FORCE RESERVE	AIR NATIONAL GUARD	US AIR FORCE
30 September 1967					
<u>WORLD-WIDE - TOTAL (Incl USAFA Cadets)</u> . . .	<u>894,377</u>	<u>816,742</u>	<u>73,952</u>	<u>142</u>	<u>2,536</u>
<u>USAFA CADET - TOTAL</u>	<u>3,266</u>				<u>3,266</u>
<u>WORLD-WIDE - TOTAL (Excl USAFA Cadets)</u> . . .	<u>891,111</u>	<u>816,742</u>	<u>73,952</u>	<u>142</u>	<u>270</u>
<u>Commissioned and Warrant Officer - Total</u> . . .	<u>136,388</u>	<u>62,497</u>	<u>73,513</u>	<u>144</u>	<u>234</u>
<u>Commissioned Officer - Total</u>	<u>134,833</u>	<u>61,194</u>	<u>73,291</u>	<u>143</u>	<u>205</u>
<u>General Officer - Total</u>	<u>435</u>	<u>432</u>	<u>1</u>	<u>2</u>	<u>-</u>
General	12	12	-	-	-
Lieutenant Colonel	40	40	-	-	-
Major General	163	162	-	1	-
Brigadier General	220	218	1	1	-
Colonel	6,617	6,458	130	25	4
Lieutenant Colonel	15,090	12,892	2,137	38	23
Major	30,066	16,693	13,316	27	30
Captain	45,081	19,287	25,602	49	143
First Lieutenant	16,924	3,547	13,374	2	1
Second Lieutenant	20,620	1,885	18,731	-	4
<u>Warrant Officer - Total</u>	<u>1,555</u>	<u>1,303</u>	<u>222</u>	<u>1</u>	<u>29</u>
Chief Warrant Officer, W-4	1,528	1,287	215	1	25
Chief Warrant Officer, W-3	26	16	7	-	3
Chief Warrant Officer, W-2	1	-	-	-	1
<u>Airman - Total</u>	<u>754,723</u>	<u>754,245</u>	<u>439</u>	<u>3</u>	<u>36</u>
Chief Master Sergeant	6,454	6,454	-	-	-
Senior Master Sergeant	13,047	13,047	-	-	-
Master Sergeant	42,173	42,109	64	-	-
Technical Sergeant	80,613	80,527	86	-	-
Staff Sergeant	146,966	146,875	90	1	-
Sergeant	158,867	158,819	44	1	3
Airman 1st Class	221,506	221,487	1	-	18
Airman	68,923	68,755	154	1	13
Airman Basic	16,174	16,172	-	-	2
31 December 1967					
<u>WORLD-WIDE - TOTAL (Incl USAFA Cadets)</u> . . .	<u>890,606</u>	<u>813,631</u>	<u>73,488</u>	<u>141</u>	<u>3,346</u>
<u>USAFA CADET - TOTAL</u>	<u>3,175</u>				<u>3,175</u>
<u>WORLD-WIDE - TOTAL (Excl USAFA Cadets)</u> . . .	<u>887,431</u>	<u>813,631</u>	<u>73,488</u>	<u>141</u>	<u>171</u>
<u>Commissioned and Warrant Officer - Total</u> . . .	<u>136,667</u>	<u>63,333</u>	<u>73,051</u>	<u>136</u>	<u>147</u>
<u>Commissioned Officer - Total</u>	<u>135,204</u>	<u>62,104</u>	<u>72,844</u>	<u>135</u>	<u>121</u>
<u>General Officer - Total</u>	<u>429</u>	<u>427</u>	<u>-</u>	<u>2</u>	<u>-</u>
General	13	13	-	-	-
Lieutenant General	40	40	-	-	-
Major General	160	159	-	1	-
Brigadier General	216	215	-	1	-

TABLE 100 - USAF MILITARY PERSONNEL BY GRADE IN WHICH SERVING, BY COMPONENT, WORLD-WIDE AT END OF QUARTER FY 1968 (CONTINUED)

GRADE IN WHICH SERVING	TOTAL 1/	REGULAR AIR FORCE	AIR FORCE RESERVE	AIR NATIONAL GUARD	US AIR FORCE
31 December 1967 (Continued)					
<u>Commissioned and Warrant Officers (Continued)</u>					
<u>Commissioned Officer (Continued)</u>					
Colonel	6,546	6,381	137	26	2
Lieutenant Colonel	16,857	13,795	3,002	40	20
Major	28,664	16,631	11,984	22	27
Captain	44,279	20,184	23,981	43	71
First Lieutenant	17,716	3,422	14,292	2	
Second Lieutenant	20,713	1,264	19,448		1
<u>Warrant Officer - Total</u>	<u>1,463</u>	<u>1,229</u>	<u>207</u>	<u>1</u>	<u>26</u>
Chief Warrant Officer, W-4	1,449	1,220	204	1	24
Chief Warrant Officer, W-3	14	9	3	-	2
Chief Warrant Officer, W-2					
<u>Airman - Total</u>	<u>750,764</u>	<u>750,298</u>	<u>437</u>	<u>5</u>	<u>24</u>
Chief Master Sergeant	6,458	6,458	-	-	-
Senior Master Sergeant	13,099	13,099	-	-	-
Master Sergeant	42,664	42,599	65	-	-
Technical Sergeant	80,964	80,877	87	-	-
Staff Sergeant	149,537	149,451	85	1	-
Sergeant	176,352	176,301	47	1	3
Airman 1st Class	214,414	214,380	11	3	20
Airman	54,402	54,260	141	-	1
Airman Basic	12,874	12,873	1	-	-
31 March 1968					
<u>WORLD-WIDE - TOTAL (Incl USAFA Cadets)</u>	<u>902,058</u>	<u>810,786</u>	<u>78,868</u>	<u>9,194</u>	<u>3,210</u>
<u>USAF CADET - TOTAL</u>	<u>3,043</u>	-	-	-	<u>3,043</u>
<u>WORLD-WIDE - TOTAL (Excl USAFA Cadets)</u>	<u>899,015</u>	<u>810,786</u>	<u>78,868</u>	<u>9,194</u>	<u>167</u>
<u>Commissioned and Warrant Officer - Total</u>	<u>138,739</u>	<u>63,024</u>	<u>74,399</u>	<u>1,176</u>	<u>140</u>
<u>Commissioned Officer - Total</u>	<u>137,324</u>	<u>61,846</u>	<u>74,200</u>	<u>1,162</u>	<u>116</u>
<u>General Officer - Total</u>	<u>441</u>	<u>433</u>	<u>3</u>	<u>5</u>	-
General	13	13	-	-	-
Lieutenant General	39	39	-	-	-
Major General	163	161	1	1	-
Brigadier General	226	220	2	4	-
Colonel	6,624	6,438	147	36	3
Lieutenant Colonel	16,896	13,694	3,056	126	20
Major	29,805	17,475	12,027	280	23
Captain	45,677	19,650	25,526	431	70
First Lieutenant	17,060	3,080	13,858	122	
Second Lieutenant	20,821	1,076	19,583	162	
<u>Warrant Officer - Total</u>	<u>1,415</u>	<u>1,178</u>	<u>199</u>	<u>14</u>	<u>24</u>
Chief Warrant Officer, W-4	1,386	1,169	193	2	22
Chief Warrant Officer, W-3	27	9	5	11	2
Chief Warrant Officer, W-2	2	-	1	1	-

TABLE 100 - USAF MILITARY PERSONNEL BY GRADE IN WHICH SERVING, BY COMPONENT, WORLD-WIDE
AT END OF QUARTER - FY 1968 (CONTINUED)

GRADE IN WHICH SERVING	TOTAL ^{1/}	REGULAR AIR FORCE	AIR FORCE RESERVE	AIR NATIONAL GUARD	US AIR FORCE
31 March 1968 (Continued)					
<u>Airman - Total</u>	<u>760,276</u>	<u>747,762</u>	<u>4,469</u>	<u>8,018</u>	<u>27</u>
Chief Master Sergeant	6,935	6,830	31	74	-
Senior Master Sergeant	13,865	13,634	82	149	-
Master Sergeant	44,791	43,980	350	461	-
Technical Sergeant	82,796	81,768	405	623	-
Staff Sergeant	151,341	149,402	798	1,139	2
Sergeant	186,235	183,791	575	1,868	1
Airman 1st Class	206,450	201,812	1,655	2,968	15
Airman	54,441	53,389	444	599	9
Airman Basic	13,422	13,156	129	137	-
30 June 1968					
<u>WORLD-WIDE - TOTAL (Incl USAFA Cadets)</u> .	<u>904,850</u>	<u>812,244</u>	<u>78,409</u>	<u>10,336</u>	<u>3,861</u>
<u>USAFA CADET - TOTAL</u>	<u>3,652</u>				<u>3,652</u>
<u>WORLD-WIDE - TOTAL (Excl USAFA Cadets)</u> . .	<u>901,198</u>	<u>812,244</u>	<u>78,409</u>	<u>10,336</u>	<u>209</u>
<u>Commissioned and Warrant Officer - Total</u> .	<u>139,691</u>	<u>64,595</u>	<u>73,519</u>	<u>1,392</u>	<u>185</u>
<u>Commissioned Officer - Total</u>	<u>138,324</u>	<u>63,459</u>	<u>73,328</u>	<u>1,375</u>	<u>162</u>
<u>General Officer - Total</u>	<u>443</u>	<u>435</u>	<u>3</u>	<u>5</u>	<u>-</u>
General	13	13	-	-	-
Lieutenant General	43	43	-	-	-
Major General	163	161	1	1	-
Brigadier General	224	218	2	4	-
Colonel	6,655	6,449	165	38	3
Lieutenant Colonel	16,958	13,695	3,091	158	14
Major	29,926	17,871	11,674	352	29
Captain	47,725	20,990	26,119	500	116
First Lieutenant	15,382	2,263	12,974	145	-
Second Lieutenant	21,235	1,756	19,302	177	-
<u>Warrant Officer - Total</u>	<u>1,367</u>	<u>1,136</u>	<u>191</u>	<u>17</u>	<u>23</u>
Chief Warrant Officer, W-4	1,334	1,127	184	2	21
Chief Warrant Officer, W-3	31	9	6	14	2
Chief Warrant Officer, W-2	2	-	1	1	-
<u>Airman - Total</u>	<u>761,507</u>	<u>747,649</u>	<u>4,890</u>	<u>8,944</u>	<u>24</u>
Chief Master Sergeant	6,940	6,819	32	89	-
Senior Master Sergeant	13,726	13,456	95	175	-
Master Sergeant	44,407	43,457	392	558	-
Technical Sergeant	83,314	82,208	423	682	1
Staff Sergeant	153,908	151,658	925	1,324	1
Sergeant	188,576	185,841	694	2,040	1
Airman 1st Class	206,709	201,057	2,011	3,626	15
Airman	49,172	48,514	275	377	6
Airman Basic	14,755	14,639	43	73	-

^{2/} Includes mobilized personnel.

Source: Operating Systems Division, Randolph Air Force Base, Texas.

TABLE 101 - USAF REGULAR COMMISSIONED OFFICERS BY GRADE IN WHICH SERVING, BY CONTROL
BRANCH, WORLD-WIDE - FY 1968

CONTROL BRANCH BY DATE	TOTAL	GENERALS	COLONELS	LIEUTENANT COLONELS	MAJORS	CAP- TAINS	FIRST LIEUTENANTS	SECOND LIEUTENANTS
<u>31 December (1967) - Total</u>	<u>62104</u>	<u>427</u>	<u>6381</u>	<u>13795</u>	<u>16631</u>	<u>20184</u>	<u>3422</u>	<u>1264</u>
Nurse Corps	788		9	98	313	368		
Chaplain Corps	573	2	63	190	209	109		
Dental Corps	689	1	80	213	223	172		
Medical Corps	1033	18	212	185	381	237		
Medical Service Corps	675		70	142	171	225	47	20
Veterinary Corps	148		15	40	48	45		
Biomedical Sciences	335		9	44	99	157	24	2
Women in the Air Force	202		1	32	72	87	10	
Other Air Force Male	57661	406	5922	12851	15115	18784	3341	1242
<u>30 June (1968) - Total</u>	<u>69459</u>	<u>435</u>	<u>6449</u>	<u>13695</u>	<u>17871</u>	<u>20990</u>	<u>2263</u>	<u>1756</u>
Nurse Corps	773		12	105	321	335		
Chaplain Corps	562	2	61	191	224	84		
Dental Corps	688	1	93	207	239	148		
Medical Corps	1014	18	235	167	434	160		
Medical Service Corps	661		75	139	182	228	16	21
Veterinary Corps	147	1	18	34	57	37		
Biomedical Sciences	331		10	47	110	155	8	1
Women in the Air Force	196		2	35	76	79	3	1
Other Air Force Male	59087	413	5943	12770	16228	19764	2236	1733

Source: Operating Systems Division, Randolph Air Force Base, Texas.

TABLE 102 - USAF FEMALE PERSONNEL BY TYPE, BY GRADE IN WHICH SERVING WORLD-WIDE -
30 JUNE 1968

TYPE OF PERSONNEL BY GRADE	TOTAL ^{a/}	WOMEN IN THE AIR FORCE	AIR FORCE NURSE CORPS	OTHER MEDICAL
<u>Total</u>	<u>11,114</u>	<u>7,016</u>	<u>3,863</u>	<u>235</u>
<u>Officer - Total</u>	<u>4,991</u>	<u>893</u>	<u>3,863</u>	<u>235</u>
Colonel	16	2	12	2
Lieutenant Colonel	235	46	176	13
Major	779	152	593	34
Captain	1,700	275	1,333	92
First Lieutenant	1,370	137	1,166	67
Second Lieutenant	891	281	583	27
<u>Airman - Total</u>	<u>6,123</u>	<u>6,123</u>	-	-
Chief Master Sergeant	6	6	-	-
Senior Master Sergeant	27	27	-	-
Master Sergeant	127	127	-	-
Technical Sergeant	248	248	-	-
Staff Sergeant	496	496	-	-
Sergeant	1,170	1,170	-	-
Airman 1st Class	2,294	2,294	-	-
Airman	1,362	1,362	-	-
Airman Basic	393	393	-	-

^{a/} Includes mobilized officers.

Source: Operating Systems Division, Randolph AFB, Texas.

TABLE 103 - USAF MILITARY PERSONNEL SUGGESTION PROGRAM AWARDS BY COMMAND,
WORLD-WIDE - FY 1968

(Basic authority is provided in PL. 89-198 which was effective 28 September 1965)

COMMANDS	SUGGESTIONS		CASH AWARD	FIRST YEAR ESTIMATED NET BENEFITS ^{a/}
	Received	Adopted		
<u>WORLD-WIDE - TOTAL</u>	<u>93,726</u>	<u>15,790</u>	<u>645,375</u>	<u>50,396,810</u>
<u>CONTINENTAL US - TOTAL</u>	<u>76,897</u>	<u>12,730</u>	<u>490,190</u>	<u>35,127,870</u>
Aero Chart and Information Center	20	-	-	-
Aerospace Defense Command	6,674	769	33,585	633,730
Air Force Accounting and Finance Center	89	13	490	8,470
Air Force Logistics Command	3,845	662	29,135	522,185
Air Force Systems Command	2,762	527	24,425	857,125
Air Training Command	4,466	1,735	59,965	2,036,585
Air University	476	155	2,835	40,635
Hq Air Force Reserve	198	24	1,565	21,735
Hq Command, USAF	2,175	291	9,890	203,535
Hq US Air Force	66	7	120	700
Military Airlift Command	7,548	1,093	36,180	1,900,815
Strategic Air Command	25,717	4,031	167,515	26,247,610
Tactical Air Command	15,992	2,286	99,575	2,261,770
United States Air Force Academy	344	102	1,495	27,495
USAF Security Service	6,525	1,035	23,415	365,480
<u>OVERSEAS - TOTAL</u>	<u>16,829</u>	<u>3,060</u>	<u>155,185</u>	<u>15,268,940</u>
Alaskan Air Command	2,318	385	10,325	144,655
Pacific Air Command	7,107	1,342	87,240	12,944,925
US Air Forces in Europe	7,253	1,311	56,775	2,165,880
USAF Southern Command	151	22	845	13,480

^{a/} Tangible benefits cannot be estimated in all instances as many result in intangible benefits such as morale, safety, or welfare, or improved operations.

Source: Employee Programs Division, Directorate of Civilian Personnel, DCS/Personnel.

TABLE 104 - USAF OFFICERS BY AERONAUTICAL RATING, ON FLYING STATUS, BY GRADE IN WHICH SERVING, WORLD-WIDE, AT END OF QUARTER - FY 1968

AERONAUTICAL RATING AND GRADE	b/			
	30 SEPTEMBER 1967	31 DECEMBER 1967	31 MARCH 1968	30 JUNE 1968
<u>a/ PILOT - TOTAL</u>	<u>42554</u>	<u>42690</u>	<u>42744</u>	<u>42994</u>
General	367	362	372	367
Colonel	4228	4194	4234	4226
Lieutenant Colonel	7781	8476	8321	8278
Major	14154	13599	13955	14016
Captain	11417	11183	11021	11732
First Lieutenant	3672	3863	4031	3414
Second Lieutenant	935	1013	810	961
Warrant Officer	-	-	-	-
<u>a/ NAVIGATOR/OBSERVER - TOTAL</u>	<u>17441</u>	<u>17475</u>	<u>17460</u>	<u>17186</u>
General	1	1	1	1
Colonel	375	374	379	377
Lieutenant Colonel	1730	2112	2138	2140
Major	5596	5497	5759	5811
Captain	7788	7533	7407	7444
First Lieutenant	1523	1525	1391	1060
Second Lieutenant	428	433	385	353
Warrant Officer	-	-	-	-
<u>a/ FLIGHT SURGEON - TOTAL</u>	<u>541</u>	<u>541</u>	<u>574</u>	<u>575</u>
General	16	16	16	16
Colonel	191	183	192	206
Lieutenant Colonel	120	130	128	124
Major	144	138	158	162
Captain	70	74	80	67
First Lieutenant	-	-	-	-
Second Lieutenant	-	-	-	-
Warrant Officer	-	-	-	-

a/ Rated officers in flying status 1, 3, and 6.

b/ Includes mobilized officers.

Source: Operating Systems Division, Randolph Air Force Base, Texas.

TABLE 105 - USAF OFFICERS BY AERONAUTICAL STATUS, WORLD-WIDE, AT END OF QUARTER - FY 1968

RATING AND DESIGNATION	30 SEP 1967	31 DEC 1967	^{a/} 31 MAR 1968	^{a/} 30 JUN 1968
<u>TOTAL</u>	<u>66,541</u>	<u>66,984</u>	<u>67,448</u>	<u>67,106</u>
<u>b/ RATED - TOTAL</u>	<u>60,536</u>	<u>60,706</u>	<u>60,778</u>	<u>60,755</u>
<u>Pilot - Total</u>	<u>42,554</u>	<u>42,690</u>	<u>42,744</u>	<u>42,994</u>
Command	15,582	15,447	15,408	15,411
Senior	15,488	15,354	15,288	14,845
Pilot	11,484	11,889	12,048	12,738
<u>Navigator - Total</u>	<u>16,965</u>	<u>17,029</u>	<u>17,023</u>	<u>16,765</u>
Master	3,060	3,089	3,143	3,158
Senior	6,997	7,230	7,355	7,484
Navigator	6,908	6,710	6,525	6,123
<u>Aircraft Observer - Total</u>	<u>476</u>	<u>446</u>	<u>437</u>	<u>421</u>
Master	125	128	134	134
Senior	277	266	254	244
Aircraft Observer	74	52	49	43
<u>Flight Surgeon - Total</u>	<u>541</u>	<u>541</u>	<u>574</u>	<u>575</u>
Chief	92	87	88	94
Senior	123	123	123	118
Flight Surgeon	326	331	363	363
<u>c/ NON-RATED - TOTAL</u>	<u>6,005</u>	<u>6,278</u>	<u>6,670</u>	<u>6,351</u>
<u>Aeronautical Designation - Total</u>	<u>982</u>	<u>1,046</u>	<u>1,072</u>	<u>1,065</u>
Flight Medical Officer	455	520	550	546
Flight Nurse	527	526	522	519
<u>Other - Total</u>	<u>5,023</u>	<u>5,232</u>	<u>5,598</u>	<u>5,286</u>

a/ Includes mobilized officers.

b/ Rated officers in flying status 1, 3, and 6.

c/ Non-rated officers in flying status 1, 3, 6, 7, and 8.

Source: Operating Systems Division, Randolph Air Force Base, Texas.

TABLE 106 - USAF OFFICERS BY AERONAUTICAL RATING ON FLYING STATUS, BY COMMAND,
WORLD-WIDE - 30 JUNE 1968

COMMAND	TOTAL ^{a/}	PILOTS ^{b/}	NAVIGATORS AND OBSERVERS ^{b/}	OTHER ^{c/}
<u>TOTAL</u>	<u>67106</u>	<u>42994</u>	<u>17186</u>	<u>6926</u>
<u>PERMANENT PARTY - TOTAL</u>	<u>58574</u>	<u>40010</u>	<u>15897</u>	<u>2627</u>
<u>CONTINENTAL US - TOTAL</u>	<u>41492</u>	<u>27374</u>	<u>12206</u>	<u>1912</u>
Aeronautical Chart and Information Center	20	15	5	-
Aerospace Defense Command	2974	2054	719	201
Air Force Accounting and Finance Center	13	10	3	-
Air Force Communications Service	255	183	68	4
Air Force Logistics Command	645	454	136	55
Air Force Systems Command	2590	1531	625	434
Air Training Command	3776	3046	532	198
Air University	882	573	297	12
Continental Air Command	189	171	14	4
Air Reserve Personnel Center	-	-	-	-
Data Systems Design Center	16	9	7	-
Headquarters Command, USAF	1910	1446	390	74
Headquarters US Air Force	1746	1394	306	46
Military Airlift Command	6552	4412	1814	326
Office of Aerospace Research	68	39	17	12
Strategic Air Command	13220	6842	6078	300
Tactical Air Command	6202	4915	1062	225
United States Air Force Academy	333	228	91	14
USAF Security Service	100	51	42	7
Pacific Air Forces	1	1	-	-
<u>OVERSEA - TOTAL</u>	<u>17042</u>	<u>12636</u>	<u>3691</u>	<u>715</u>
Aeronautical Chart and Information Center	7	4	3	-
Aerospace Defense Command	80	53	22	5
Air Force Accounting and Finance Center	-	-	-	-
Air Force Communications Service	255	117	135	3
Air Force Logistics Command	60	40	19	1
Air Force Systems Command	122	82	38	2
Air Training Command	6	5	1	-
Air University	5	2	3	-
Continental Air Command	3	3	-	-
Air Reserve Personnel Center	-	-	-	-
Data Systems Design Center	-	-	-	-
Headquarters Command, USAF	1325	1041	259	25
Headquarters US Air Force	20	15	5	-
Military Airlift Command	1779	1237	380	162
Office of Aerospace Research	10	8	1	1
Strategic Air Command	869	427	417	25
Tactical Air Command	44	33	11	-
United States Air Force Academy	-	-	-	-
USAF Security Service	82	37	25	20
Alaskan Air Command	255	192	42	21
Pacific Air Forces	9056	6888	1862	306
United States Air Forces in Europe	2777	2218	425	134
USAF Southern Command	287	234	43	10
<u>PIPELINE - TOTAL</u>	<u>8572</u>	<u>2984</u>	<u>1289</u>	<u>4299</u>

a/Includes mobilized officers.

b/Rated officers in flying status 1, 3, and 6.

c/Includes flight surgeons in flying status 1, 3, and 6, and all non-rated officers in flying status 1, 3, 6, 7, and 8.

Source: Operating Systems Division, Randolph Air Force Base, Texas.

TABLE 107 - USAF OFFICERS ON FLYING STATUS BY AERONAUTICAL RATING, BY AGE, WORLD-WIDE
SEMIANNUALLY - 31 DECEMBER 1967 AND 30 JUNE 1968

AGE GROUP	31 DECEMBER 1967				30 JUNE 1968			
	Total	Pilot	Navigators and Observers	Flight Surgeons	Total	Pilot	Navigators and Observers	Flight Surgeons
<u>TOTAL</u>	<u>60,706</u>	<u>42,690</u>	<u>17,475</u>	<u>541</u>	<u>60,755</u>	<u>42,994</u>	<u>17,186</u>	<u>575</u>
<u>20 Through 24 - Total</u> . . .	<u>3,094</u>	<u>2,277</u>	<u>817</u>		<u>2,942</u>	<u>2,216</u>	<u>726</u>	
<u>25 Through 29 - Total</u> . . .	<u>12,418</u>	<u>7,646</u>	<u>4,747</u>	<u>25</u>	<u>12,917</u>	<u>8,502</u>	<u>4,394</u>	<u>21</u>
<u>30 Through 34 - Total</u> . . .	<u>12,715</u>	<u>7,820</u>	<u>4,805</u>	<u>90</u>	<u>11,795</u>	<u>7,087</u>	<u>4,607</u>	<u>101</u>
<u>35 Through 39 - Total</u> . . .	<u>13,318</u>	<u>9,573</u>	<u>3,615</u>	<u>130</u>	<u>14,242</u>	<u>10,100</u>	<u>4,003</u>	<u>139</u>
<u>40 Through 44 - Total</u> . . .	<u>7,598</u>	<u>5,934</u>	<u>1,573</u>	<u>91</u>	<u>7,136</u>	<u>5,548</u>	<u>1,493</u>	<u>95</u>
<u>45 Through 49 - Total</u> . . .	<u>9,228</u>	<u>7,583</u>	<u>1,539</u>	<u>106</u>	<u>9,182</u>	<u>7,514</u>	<u>1,554</u>	<u>114</u>
<u>50 Through 54 - Total</u> . . .	<u>2,257</u>	<u>1,813</u>	<u>379</u>	<u>65</u>	<u>2,458</u>	<u>1,979</u>	<u>409</u>	<u>70</u>
<u>55 Through 59 - Total</u> . . .	<u>77</u>	<u>44</u>		<u>33</u>	<u>80</u>	<u>46</u>		<u>34</u>
<u>60 and Older - Total</u> . . .	<u>1</u>			<u>1</u>	<u>3</u>	<u>2</u>		<u>1</u>

a/ Includes mobilized officers.

b/ Rated officers in flying status 1, 3, and 6.

Source: Operating Systems Division, Randolph Air Force Base, Texas.

TABLE 108 - ASSIGNED USAF OFFICERS BY OCCUPATIONAL FIELD BASED ON DUTY SPECIALTY,
WORLD-WIDE - 30 JUNE 1968

OCCUPATIONAL FIELD	ASSIGNED ^{a/}			
	TOTAL	PERMANENT PARTY ^{b/}	STUDENTS	PATIENTS
TOTAL	<u>139691</u>	<u>124705</u>	<u>14831</u>	<u>155</u>
Commander and Director Specialties	4333	4300	33	-
Pilot and Navigator Observer	45561	42271	3290	-
Aircraft Control	614	608	6	-
Weapons Director	3225	3209	16	-
Missile Operations	3406	3388	18	-
Safety	905	900	5	-
Space Systems	487	471	16	-
Audio-Visual	334	318	16	-
Weather	2365	1968	397	-
Scientific	1935	1551	384	-
Research and Development Management	714	680	34	-
Development Engineering	6365	5417	948	-
System Program Management	740	702	38	-
Communications-Electronics	5968	4927	1041	-
Missile	615	602	13	-
Avionics	1119	933	186	-
Aircraft Maintenance	4768	4233	535	-
Munitions	1442	1300	142	-
Motor Vehicle Maintenance	165	163	2	-
Civil Engineering	2485	2300	185	-
Cartography	229	215	14	-
Transportation	1272	1246	26	-
Supply Services	655	651	4	-
Fuels	261	260	1	-
Supply Management	3009	2949	60	-
Procurement Management	1861	1705	156	-
Logistics	877	858	19	-
Financial	1789	1709	80	-
Data Automation	1137	1007	130	-
Management Analysis	443	428	15	-
Administrative Services	4074	4038	36	-
Personnel	3075	3003	72	-
Manpower Management	976	906	70	-
Education and Training	2308	2198	110	-
Information	960	945	15	-
Intelligence	4241	3744	497	-
Security Police	943	934	9	-
Special Investigations	958	936	22	-
Legal	1261	1239	22	-
Chaplain	1158	1154	4	-
Medical	13807	12688	1119	-
Interim AFSC	122	122	-	-
Computer Systems Utilization Field	153	153	-	-
Non-Career Area Utilization Field	367	352	15	-
Reporting Identifiers	6209	1024	5030	155

^{a/} Includes mobilized officers.

^{b/} Includes following Functional Categories: A(111,767); F(1,527); P(159); S(10,693); X(559).

Source: Operating Systems Division, Randolph Air Force Base, Texas.

TABLE 109 - AUTHORIZED AND ASSIGNED PERMANENT RANKY AIRMEN BY CONTROL AF SPECIALTY WITHIN CAREER FIELD, BY SKILL LEVEL WORLD-WIDE, SEMIANNUALLY - 31 DEC 1967 AND 30 JUN 1968

DATE, CATEGORY, AND CAREER FIELD	TOTAL		SKILL LEVEL STATUS									
			Unskilled (1)		Semi-Skilled (3)		Skilled (5)		Advanced (7)		Superintendent (9)	
	Author-ized	As-signed	Author-ized	As-signed	Author-ized	As-signed	Author-ized	As-signed	Author-ized	As-signed	Author-ized	As-signed
<u>31 DECEMBER 1967 - TOTAL</u>	<u>680022</u>	<u>695194</u>	<u>60</u>	<u>964</u>	<u>168208</u>	<u>161790</u>	<u>351057</u>	<u>319497</u>	<u>137294</u>	<u>184873</u>	<u>23403</u>	<u>28070</u>
<u>HIGHLY TECHNICAL - TOTAL</u>	<u>331524</u>	<u>338447</u>	<u>7</u>	<u>152</u>	<u>64356</u>	<u>70693</u>	<u>170817</u>	<u>150322</u>	<u>82373</u>	<u>99203</u>	<u>13971</u>	<u>18077</u>
First Sergeant	2390	2238	-	-	-	-	-	-	1905	676	485	1562
Intelligence	12073	10959	-	4	2276	3233	6981	4610	2392	2753	424	359
Weather	4950	4903	-	1	1050	714	2426	2646	1225	1297	249	245
Aerospace Control Systems Operations	24545	24966	-	42	4079	4310	12017	10268	7356	9071	1093	1275
Communications Operations	30960	31551	6	12	6930	6032	18429	16156	4653	8358	942	993
Communications-Electronics Systems	56013	59549	-	13	7347	12701	32617	28093	13697	16042	2352	2700
Missile Electronic Maintenance	6610	6921	-	3	768	1150	2978	2312	2393	2869	471	587
Instrument Systems Maintenance and Oper	15533	16745	-	3	2397	2822	7323	6198	5046	6460	767	1262
Training Devices	2980	3232	-	1	128	651	1934	1292	796	1132	122	156
Aircraft Accessory Maintenance	34075	34820	-	9	7699	7934	18844	16339	6969	9605	563	933
Aircraft Maintenance	111098	112323	-	10	23393	23504	54132	50305	28187	31822	5386	6682
Missile Maintenance	3675	3753	-	1	618	566	1691	1379	1170	1526	196	281
Commissions and Weapons Maintenance	21920	21990	-	-	5792	5738	10934	10367	4435	5138	759	747
Education and Training	4578	4330	1	4	1879	1328	476	342	2069	2376	153	280
Interim AFSC	124	167	-	49	-	10	35	15	80	78	9	15
<u>TECHNICAL - TOTAL</u>	<u>138413</u>	<u>142951</u>	<u>19</u>	<u>271</u>	<u>28979</u>	<u>36013</u>	<u>75830</u>	<u>60012</u>	<u>28180</u>	<u>40730</u>	<u>5405</u>	<u>5925</u>
Photomapping	3034	3499	-	3	278	762	2150	1714	562	956	44	64
Safety	930	860	-	-	67	161	246	152	565	482	52	65
Wire Communications Systems Maintenance	8792	10223	-	2	1615	2226	5537	4872	1442	2898	198	225
Intricate Equipment Maintenance	2425	2938	-	1	382	851	1485	1321	517	712	41	53
Metal Working	9389	9556	-	9	2316	2208	5534	4789	1349	2314	190	236
Procurement	1494	1433	2	-	73	153	742	556	574	618	103	106
Accounting and Finance and Auditing	7077	7773	1	8	1443	2341	3635	3117	1657	1955	341	352
Data Systems	7923	8695	-	10	1400	2071	3584	3466	2430	2611	509	537
Administrative	46798	47611	6	187	9691	15022	29005	19005	7032	12094	1064	1303
Information	1725	2097	-	1	467	984	556	528	629	519	73	65
Personnel	17746	16987	2	4	3049	2896	7497	5699	5300	6473	1898	1915
Special Investigations	1003	926	-	-	273	247	-	-	663	617	67	62
Medical	23208	23716	7	44	6005	4939	12197	11559	4338	6423	661	751
Aircraft Protection	3648	3466	-	-	885	655	1983	1674	677	1040	103	97
Dental	3221	3171	1	2	1035	497	1679	1560	445	1018	61	94

DOWNGRADED AT 5 YEAR INTERVALS;
DECLASSIFIED AFTER 12 YEARS.
DOD DIR. 5200.10

TABLE 109 -- AUTHORIZED AND ASSIGNED PERMANENT PARTY AIRMEN BY CONTROL AF SPECIALTY WITHIN CAREER FIELD, BY SKILL LEVEL, WORLD-WIDE, SEMIANNUALLY - 31 DEC 1967 AND 30 JUN 1968 (Continued)

DATE, CATEGORY, AND CAREER FIELD	TOTAL		SKILL LEVEL STATUS									
			Unskilled (1)		Semi-Skilled (3)		Skilled (5)		Advanced (7)		Superintendent (9)	
	Author-ized	As-sig-ned	Author-ized	As-sig-ned	Author-ized	As-sig-ned	Author-ized	As-sig-ned	Author-ized	As-sig-ned	Author-ized	As-sig-ned
SEMI-TECHNICAL - TOTAL	210085	213796	34	541	74873	55084	104410	109163	26741	44940	4027	4068
Photographic	4436	4788	1	5	1069	1563	2525	2222	756	925	85	73
Motor Vehicle Maintenance	8783	9754	4	10	2436	2189	5098	5305	1049	2086	196	164
Civil Engineering Mechanical/Electrical	14740	15416	1	15	3409	4176	8914	7560	2160	3448	256	217
Civil Engineering Structural/Pavements	17384	19212	1	31	7276	6627	7456	9010	2202	3241	449	303
Civil Engineering Sanitation	2010	2179	2	4	799	791	997	1103	183	265	29	16
Fire Protection	9627	10115	-	24	3652	2524	5134	5526	746	1921	95	120
Fabric, Leather and Rubber	2588	2616	-	4	746	394	1517	1455	319	738	6	25
Marine	208	213	-	-	30	26	109	103	64	77	5	7
Transportation	27488	27276	7	42	9594	6770	13866	14934	3576	5112	445	418
Supply Services	2630	2979	-	2	725	384	1248	1555	543	928	114	110
Food Services	13015	13314	7	26	4819	2517	6491	7493	1480	3106	218	172
Fuel Services	10117	10225	-	32	3443	2043	5536	6068	982	1910	156	172
Supply	47448	47399	1	118	13618	10304	24102	22984	8311	12414	1416	1579
Printing	1237	1482	-	1	277	320	750	753	190	386	20	22
Special Services	3346	3755	1	9	906	1016	1497	1431	827	1125	115	174
Band	1694	1738	-	-	637	324	650	871	351	478	56	65
Security Police	43334	41335	9	218	21437	13116	18520	20790	3002	6780	366	431
30 JUNE 1968 - TOTAL	685565	699872	163	187	164466	135338	355069	342469	141662	190500	24205	31378
HIGHLY TECHNICAL - TOTAL	335905	343012	7	57	63949	58437	173065	161735	84545	102817	14339	19966
First Sergeant	2388	2345	-	-	-	-	-	-	1901	876	487	1469
Intelligence	12090	11213	-	2	2145	2983	7047	4971	2447	2823	451	434
Weather	4981	4868	-	-	1026	682	2428	2672	1272	1235	255	279
Aerospace Control Systems Operations	24964	24837	-	3	4108	4051	11921	10440	7847	8922	1088	1421
Communications Operations	31173	31698	6	10	6697	5517	18639	16810	4846	8297	985	1064
Communications-Electronics Systems	56622	59552	-	18	7384	9336	32900	30058	13986	17141	2352	2999
Missile Electronic Maintenance	6534	6722	-	-	719	794	3001	2489	2352	2787	462	652
Armament Systems Maintenance and Operator	15406	16493	-	-	2442	1886	7279	6725	4910	6490	775	1392
Training Devices	2935	3260	-	1	119	534	1890	1375	802	1164	124	186
Aircraft Accessory Maintenance	35020	34894	-	2	7697	5966	19443	17611	7319	10290	561	1025
Aircraft Maintenance	112161	114971	-	16	23045	19713	54753	54459	28784	33310	5579	7473
Missile Maintenance	3683	3707	-	-	629	423	1705	1476	1153	1491	196	317
Munitions and Weapons Maintenance	23160	23827	-	4	5996	5225	11586	12247	4739	5451	839	900
Education and Training	4788	4625	1	1	1942	1327	473	402	2187	2540	185	355

DOWNGRADED AT 5 YEAR INTERVALS
DECLASSIFIED AFTER 12 YEARS
DOD DIR. 5200.10

TABLE 109 - AUTHORIZED AND ASSIGNED PERMANENT PARTY AIRMEN BY CONTROL AF SPECIALTY WITHIN CAREER FIELD, BY SKILL LEVEL, WORLD-WIDE, SEMIANNUALLY - 31 DEC 1967 AND 30 JUN 1968 (Continued)

DATE, CATEGORY, AND CAREER FIELD	TOTAL		SKILL LEVEL STATUS									
			Unskilled (1)		Semi-Skilled (3)		Skilled (5)		Advanced (7)		Superintendent (9)	
	Author-ized	As-signed	Author-ized	As-signed	Author-ized	As-signed	Author-ized	As-signed	Author-ized	As-signed	Author-ized	As-signed
TECHNICAL - TOTAL	140630	144407	21	87	28292	30469	77664	65692	29129	41438	5524	6721
Photomapping	3049	3431	-	1	270	659	2182	1764	552	938	45	69
Safety	988	935	-	-	84	190	258	155	595	512	51	78
Wire Communications Systems Maintenance	9077	9701	-	2	1593	1400	5766	5118	1513	2929	205	252
Intricate Equipment Maintenance	2800	2969	-	-	464	499	1707	1642	581	765	48	63
Metal Working	9846	9795	-	1	2382	1739	5818	5330	1453	2462	193	263
Procurement	1497	1470	2	-	81	157	722	564	592	629	100	120
Accounting and Finance and Auditing	7126	7618	2	1	1369	1493	3592	3704	1841	2025	322	395
Data Systems	7372	7890	-	1	1102	1791	3645	3414	2150	2187	475	497
Administrative	46979	48730	7	24	9083	13150	29629	21743	7178	12344	1082	1469
Information	1759	2190	-	1	484	930	532	678	672	498	71	83
Personnel	17632	17454	2	-	3017	2667	7376	6250	5283	6374	1954	2163
Special Investigations	1025	955	-	-	281	254	-	-	675	619	69	82
Medical	23784	23467	7	49	5982	3751	12684	12238	4445	6566	666	863
Aircrew Protection	3700	3584	-	1	805	658	2064	1681	733	1130	98	114
Dental	3249	3477	1	6	1038	926	1689	1411	455	1031	66	103
Management Analysis	747	741	-	-	257	205	-	-	411	429	79	107
SEMI-TECHNICAL - TOTAL	209030	212453	135	43	72225	46432	104340	115042	27988	46245	4342	4691
Photographic	4647	4826	1	3	1091	1093	2632	2645	833	1001	90	84
Motor Vehicle Maintenance	8865	9705	4	1	2301	1854	5185	5600	1160	2048	215	202
Civil Engineering Mechanical/Electrical	14531	15628	1	1	3308	3977	8681	7748	2270	3623	271	279
Civil Engineering Structural/Pavements	17133	19508	2	3	6873	5252	7529	10428	2236	3483	493	342
Civil Engineering Sanitation	2069	2158	7	-	773	625	1025	1194	233	319	31	20
Fire Protection	9653	10017	28	2	3638	1609	5120	6292	749	1973	118	141
Fabric, Leather and Rubber	2582	2778	-	1	763	336	1481	1610	330	800	8	31
Marine	219	202	-	-	32	16	121	106	61	72	5	8
Transportation	27772	27062	9	5	9378	5340	14205	15874	3712	5359	468	484
Supply Services	2453	2783	1	-	671	331	1157	1423	516	906	108	123
Food Services	12582	12730	28	3	4400	2223	6389	7122	1560	3191	205	191
Fuel Services	10078	9762	1	-	3446	1467	5431	6078	1031	2028	169	189
Supply	47299	47274	44	10	12533	8881	24196	24031	8962	12582	1564	1770
Printing	1236	1449	-	-	256	185	761	858	199	375	20	31
Special Services	3311	3719	2	3	877	878	1477	1545	811	1097	144	196
Band	1709	1753	-	-	634	288	654	869	362	519	59	77
Security Police	42891	41099	7	11	21251	12077	18296	21619	2963	6869	374	523

Source: Operating Systems Division, Randolph Air Force Base, Texas.

DOWNGRADED AT 3 YEAR INTERVALS;
DECLASSIFIED AFTER 12 YEARS.
DOD DIR. 5200.10

TABLE 110 - REGULAR USAF OFFICERS SELECTED FOR PERMANENT PROMOTION, WORLD-WIDE - FY 1968

(All data reflect officers selected for promotion. The actual number promoted would be somewhat less, due to deaths, resignations, retirements, etc. The date indicated is that of the Selection Board reports and does not necessarily reflect the date of the actual promotions. Selections, with the exception of Lieutenants, are made annually by Headquarters, USAF Selection Boards. Second Lieutenants are promoted in accordance with Section 8298, Title 10, USC and AFR 36-11, dated 9 August 1963.)

GRADE TO WHICH PROMOTED	OFFICERS SELECTED	GRADE TO WHICH PROMOTED	OFFICERS SELECTED	GRADE TO WHICH PROMOTED	OFFICERS SELECTED
<u>TOTAL</u>	<u>9592</u>	Lieutenant Colonel - Total .	<u>1535</u>	Captain - Total	<u>2399</u>
LINE - TOTAL	8924	Line	1432	Line	2191
OTHER THAN LINE - TOTAL .	668	Other than Line	103	Other than Line	208
<u>Colonel - Total</u>	<u>1023</u>	<u>Major - Total</u>	<u>2571</u>	<u>First Lieutenant - Total</u> .	<u>2064</u>
Line	962	Line	2316	Line	2023
Other than Line	61	Other than Line	255	Other than Line	41

Source: Operating Systems Division, Randolph Air-Force Base, Texas.

TABLE 111 - TEMPORARY PROMOTIONS OF USAF OFFICERS TO GENERAL OFFICERS BY GRADE TO WHICH PROMOTED, WORLD-WIDE - FY 1968

(Table below indicates the number of actual promotions by quarter in which promoted for the periods covered. Temporary promotions covered both regular and nonregular officers.)

QUARTER	TOTAL	GENERAL	LIEUTENANT GENERAL	MAJOR GENERAL	BRIGADIER GENERAL
<u>TOTAL</u>	<u>108</u>	<u>2</u>	<u>11</u>	<u>31</u>	<u>64</u>
First Quarter	35	-	5	9	21
Second Quarter	25	1	2	8	14
Third Quarter	21	1	-	4	16
Fourth Quarter	27	-	4	10	13

Source: Operating Systems Division, Randolph Air Force Base, Texas.

TABLE 112 - USAF OFFICERS SELECTED FOR TEMPORARY PROMOTIONS, WORLD-WIDE - FY 1968

(Selections made by Selection Boards do not necessarily mean actual promotions, as cancellations may be made because of normal attritions, etc. The table includes both regular and nonregular officers. Temporary promotion to Captain and temporary promotions of all Second Lieutenants to First Lieutenant are not included in the table as such promotions were not accomplished by action of a selection board.)

GRADE TO WHICH SELECTED	OFFICERS SELECTED	GRADE TO WHICH SELECTED	OFFICERS SELECTED
<u>TOTAL</u>	<u>9657</u>	<u>Major - Total</u>	<u>4781</u>
LINE	8244	Line	3858
OTHER THAN LINE	1413	Other than Line	923
<u>Colonel - Total</u>	<u>852</u>		
Line	661		
Other than Line	191		
<u>Lieutenant Colonel - Total</u>	<u>4024</u>		
Line	3725		
Other than Line	299		

Source: Operating Systems Division, Randolph Air Force Base, Texas.

TABLE 113 - PROMOTIONS OF TOP SIX GRADE AIRMEN BY FISCAL YEAR - FY1964 THRU FY1968

GRADE TO WHICH PROMOTED	FISCAL YEAR				
	1964	1965	1966	1967	1968
TOTAL	<u>87800</u>	<u>84420</u>	<u>162338</u>	<u>157686</u>	<u>176153</u>
Chief Master Sergeant (E-9)	700	821	781	1556	1881
Senior Master Sergeant (E-8)	2000	2243	2635	4542	5111
Master Sergeant (E-7)	5800	7343	13365	9826	10524
Technical Sergeant (E-6)	10300	11659	29332	17951	18882
Staff Sergeant (E-5)	17100	19215	37885	26583	38214
Sergeant (E-4)	51900	43139	78340	97228	101541

Source: Operating Systems Division, Randolph Air Force Base, Texas.

TABLE 114 - GAINS AND LOSSES OF USAF OFFICERS TO THE ACTIVE MILITARY STRENGTH
WORLD-WIDE - FY 1968

ITEM DESCRIPTION	TOTAL	COMMISSIONED OFFICERS			WARRANT OFFICERS	
		MALE	WAF	AFN/MS	MALE	WAF
TOTAL	17945	16764	226	935	20	-
GAINS ^{a/}						
To EAD from AFRES (Initial Tour)	8387	7517	2	868	-	-
To EAD from AFRES (Second or Subsequent Tour)	116	116	-	-	-	-
To EAD from ANG (Initial Tour)	4	4	-	-	-	-
To EAD from ANG (Second or Subsequent Tour)	7	7	-	-	-	-
To EAD from Retired Status	4	4	-	-	-	-
Commissioned in Regular Air Force	4	4	-	-	-	-
Commissioned from USMA, USNA, USAFA	627	627	-	-	-	-
RES Officers Released and Immediately Recalled Without Break in AMS	5	3	1	1	-	-
Commissioned from OTS Through Bootstrap Program	38	38	-	-	-	-
REG Officers Recalled as Temporary Officers Without Component	6	6	-	-	-	-
Commissioned Officers from Enlisted Status	4	4	-	-	-	-
Transferred from Army or Navy	2	2	-	-	-	-
Commissioned from OTS through AECF	399	394	5	-	-	-
Commissioned from OTS (not AECF)	6117	5899	218	-	-	-
Recalled to EAD from ANG and Air Force Reserves	2199	2114	-	65	20	-
Unknown - Uniform Officer Record Incomplete	26	25	-	1	-	-
LOSSES ^{a/}						
TOTAL	13515	12348	93	731	243	-
Resigned - Hardship	80	80	-	-	-	-
Resigned - Nat. nal Health, Safety and Interest	9	9	-	-	-	-
Resigned - Comp. tion of Required Service	852	837	4	11	-	-
Resigned - Regul. Officer Enlistment in Regular Establishment	6	6	-	-	-	-
Resigned - Withdr. al of Ecclesiastical Indorsement	4	4	-	-	-	-
Resigned - Serving Under a Suspended Sentence to Dismissal	2	2	-	-	-	-
Resigned - To Attenu. School	23	23	-	-	-	-
Resigned - Substandard Performance	26	15	1	10	-	-
Resigned - Homosexuality (Class II)	14	13	1	-	-	-
Resigned - Homosexuality (Class III)	7	7	-	-	-	-
Resigned - Unfitness or Unacceptable Conduct	18	14	-	4	-	-
Resigned - In Lieu of Courts-Martial	19	17	-	2	-	-
Resigned - Unqualified or Other Reasons	196	188	1	7	-	-
Resigned - Discharged Under Honorable General Conditions	1	1	-	-	-	-
Discharged - Substandard Performance of Duty (Voluntary)	-	-	-	-	-	-
Discharged - Unfitness (Voluntary)	10	9	1	-	-	-
Discharged - Marriage (Voluntary)	68	-	18	50	-	-
Discharged - Pregnancy (Voluntary)	110	-	14	96	-	-
Discharged - Parenthood - Minor Children (Voluntary)	6	-	1	5	-	-
Discharged - Failure of Selection of Permanent Promotion (Voluntary)	48	47	1	-	-	-
Discharged - Conscientious Objectors	4	4	-	-	-	-
Discharged - Homosexuality Class II (Board Action or in Lieu of)	6	6	-	-	-	-
Discharged - Homosexuality Class III (Board Action or in Lieu of)	1	1	-	-	-	-
Discharged - Unfitness (Board Action or in Lieu of)	14	14	-	-	-	-
Discharged - Substandard Performance of Duty (Board Action or in Lieu of)	6	4	-	2	-	-
Discharged - Pregnancy (Board Action)	113	1	10	102	-	-
Discharged - Parenthood - Minor Children (Board Action)	13	-	2	11	-	-
Voluntary Release from EAD - To Enlist in Regular Establishment	-	-	-	-	-	-
Voluntary Release from EAD - Hardship	52	47	-	5	-	-
Voluntary Release from EAD - Completion of Required Service	1800	1764	14	22	-	-
Voluntary Release from EAD - Revert to WO Status	-	-	-	-	-	-
Voluntary Release from EAD - Recipients of Medal of Honor	1	-	-	1	-	-
Voluntary Release from EAD - To attend School	102	102	-	-	-	-
Expiration of AD Commitment - Other	203	195	2	6	-	-
Expiration of AD Commitment - Established Date of Separation	3035	2746	4	285	-	-
Failure of Selection for Promotion - Permanent - Reserve	23	21	-	2	-	-
Failure of Selection for Promotion - Temporary	595	589	1	5	-	-

TABLE 114 -- GAINS AND LOSSES OF USAF OFFICERS TO THE ACTIVE MILITARY STRENGTH
WORLD-WIDE - FY 1968 (CONTINUED)

ITEM DESCRIPTION	TOTAL	COMMISSIONED OFFICER			WARRANT OFFICER	
		MALE	WAF	AFN/MS	MALE	WAF
LOSSES (Continued) a/						
Disapproval of Requests for Extension of EAD	2	1	-	1	-	-
Less than 12 Months Retainability	233	219	-	14	-	-
Strength Adjustment	-	-	-	-	-	-
Selected for Demotion - Not Demotable	-	-	-	-	-	-
Under Sentence to Dismissal - Awaiting Review	-	-	-	-	-	-
Project 20-10	-	-	-	-	-	-
Directed by Secretary - Unfitness	1	1	-	-	-	-
Directed by Secretary - Substandard Performance	1	1	-	-	-	-
Directed by Secretary - Convenience of Government	1	1	-	-	-	-
Revert to Retired List	1	1	-	-	-	-
Discharged - Physical Disability - Entitled to Severance Pay	103	96	-	7	-	-
Discharged - Physical Disability - Not Entitled to Severance Pay	45	33	1	11	-	-
Vacation of Appointment to Accept Civil Office	1	1	-	-	-	-
Dropped from Rolls - Conviction and Confinement by Civil Authorities	-	-	-	-	-	-
20 Year Active Service Career	46	46	-	-	-	-
Dropped from Rolls - Missing or POW	-	-	-	-	-	-
Deaths - All Causes	380	368	1	6	5	-
Directed by HQ USAF	33	33	-	-	-	-
Voluntary Retirement (20 Year Reserve Career Program)	1152	1097	3	9	43	-
Permanent Disability Retirement (20 Year Reserve Career Program)	187	175	-	3	9	-
Voluntary Retirement (20 Years Active Service or More)	1990	1780	4	12	194	-
Permanent Disability Retirement (20 Years Active Service or More)	362	319	1	6	36	-
Retirement - Permanent by Reason of Physical Disability	228	212	1	7	8	-
Retirement - Placed on Temporary Disability Retired List	184	160	2	18	4	-
Retirements - All Other	1099	1039	5	11	44	-

a/Includes mobilized officers.

Source: Operating Systems Division, Randolph Air Force Base, Texas.

TABLE 115 - GAINS, LOSSES AND STATUS CHANGES OF AIRMEN TO USAF ACTIVE MILITARY STRENGTH
WORLDWIDE - FY 1968

ITEM DESCRIPTION	TOTAL	AIRMEN	
		Male	WAF
GAINS			
<u>GAIN TOTAL</u>	<u>116,951</u>	<u>113,703</u>	<u>3,248</u>
<u>From Civilian Status - Total</u>	<u>14,206</u>	<u>14,197</u>	<u>9</u>
To Extended Active Duty from Air Force Reserves	4,850	4,841	9
To Extended Active Duty from Air National Guard	9,197	9,197	-
To Extended Active Duty from Retired Status	11	11	-
To EAD from AFRes for 1 Year to Attend USAF Prep School	148	148	-
<u>Enlistment - Total</u>	<u>100,367</u>	<u>97,149</u>	<u>3,218</u>
No Prior Service a/	90,531	87,637	2,894
Prior Active Military Status	4,469	4,458	11
Former Commissioned Officer or Warrant Officer	35	35	-
For Aviation Cadet b/	-	-	-
For Officer Training School	5,332	5,019	313
<u>From Dropped from Rolls - Total</u>	<u>257</u>	<u>256</u>	<u>1</u>
Returned from Desertion	225	224	1
Returned from Prisoner	22	22	-
Returned from Missing or Prisoner of War	-	-	-
Correction - Deletion Previously Reported as Dropped from Rolls	10	10	-
<u>Correction of Previously Reported Separation - Total</u>	<u>2,121</u>	<u>2,101</u>	<u>20</u>
LOSSES			
<u>LOSS TOTAL</u>	<u>113,126</u>	<u>110,819</u>	<u>2,307</u>
<u>Separated or Released on Expiration of Term of Service - Total</u>	<u>41,751</u>	<u>41,465</u>	<u>286</u>
Separation - ETS Obligated Service	40,912	40,629	283
Release from EAD of AF Reserve or ANG Personnel	250	250	-
Separation at Adjusted ETS after completing a period of voluntary extension	589	586	3
<u>Separation or Release Prior to ETS for Convenience of Gov - Total</u>	<u>33,307</u>	<u>32,764</u>	<u>543</u>
To accept commission in the AF or recall to Active Duty as officer in the AFRes	23	23	-
To accept recall or Active Duty as W/O	160	160	-
To attend AF Academy	44	44	-
To accept commission or appointment in another branch of US Armed Forces	124	124	-
To enter any of the other service academies	-	-	-
Separation for unique or unusual reasons	249	246	3
To NARS pending appointment in ANG	-	-	-
To accept commission as officer from OCS or OTS	6,483	6,267	216
To accept commission from AVC or Aviation Student status	-	-	-
Separation - best interests of the Air Force	7	5	2
Separation - concealment of certain juvenile records	-	-	-
Sole Surviving Son	15	15	-
Release essential to national health, safety or interest	90	90	-
Release to accept public office	-	-	-
Separation - to enter civilian police agency	63	63	-
Conscientious Objector	29	29	-
Erroneous Enlistment or Induction	5	5	-
Separation - Insufficient service retainability for PCS (OS returnees only)	19,952	19,922	30
Early release to attend school	2,683	2,667	16
Separation of AVC, OCS or OTS eliminees (no active duty commitment)	109	23	86
Completed 30 years service - no application for retirement	-	-	-
55 years of age and 20 years service - no application for retirement	1	1	-

TABLE 115 - GAINS, LOSSES AND STATUS CHANGES OF AIRMEN TO USAF ACTIVE MILITARY STRENGTH
 WORLDWIDE - FY 1968 (CONTINUED)

Early release for Christmas	799	798	1
ETS separation of airmen who executed voluntary extension	10	9	1
Early release after original EPTS of personnel serving on a voluntary extension	624	621	3
Early release for medical or dental school	-	-	-
Obesity	4	2	2
Failure to meet minimum requirements for retention in the Air Force	1,429	1,255	174
Marginal producer	47	39	8
Early release of first term airmen with selected skills and ETS dates	-	-	-
Early release program specifically directed by HQ USAF	6	6	-
Separation - insufficient service retainability for PCS (other than OS returnees)	351	350	1
Release of unit of ANG and ANGUS from active Fed Svc and return to State	-	-	-
Release of Reserve units	-	-	-
Attrition - Total	15,669	14,279	1,390
Discharge - marriage	508	-	508
Discharge - pregnancy	603	-	603
Discharge - parenthood/minor children	7	-	7
Discharge - minority	6	2	4
Discharge - hardship/dependency	3,151	3,125	26
Voidance of enlistment or induction	9	7	2
Unconditional resignation	-	-	-
Resignation in lieu of demotion	8	8	-
Resignation for the good of the service	60	60	-
Request for discharge for the good of the service	310	309	1
Unsuitability - multiple reasons - individual evaluation	325	321	4
Unsuitability - multiple reasons - board entitlement	72	72	-
Class I homosexual - convicted by general court-martial	1	1	-
Class II homosexual - convicted by general court-martial	-	-	-
Unfitness - discharge as a result of board action - Class II homosexual	101	100	1
Unfitness - waiver of board - Class II homosexual	238	231	7
Unfitness - multiple reasons	214	214	-
Unsuitability - inaptitude - board entitlement	33	31	2
Unsuitability - inaptitude - individual evaluation	134	131	3
Unsuitability - emuresis board - entitlement	10	10	-
Unsuitability - emuresis - individual evaluation	26	26	-
Unsuitability - character and behavior disorders - board entitlement	710	686	24
Unsuitability - character and behavior disorders - individual evaluation	1,379	1,296	83
Discharge - physical disability entitled to severance pay	975	959	16
Discharge - physical disability not entitled to severance pay (misconduct)	8	8	-
Discharge - physical disability not entitled to disability severance pay - EPTS	2,712	2,644	68
Discharge - physical disability EPTS not entitled to severance pay	274	268	6
Unfitness - frequent involvement in discreditable incidents	984	981	3
Unsuitability - financial irresponsibility - individual evaluation	76	76	-
Unfitness - an established pattern showing dishonorable debts	20	20	-
Unfitness - failure to contribute to support of dependents or comply with court	1	1	-
Unsuitability - financial irresponsibility - board entitlement	82	82	-
Unfitness - unsanitary habits	3	3	-
Misconduct - fraudulent enlistment	33	29	4
Misconduct - desertion - trial barred by 10 USC 843	5	5	-
Misconduct - desertion - prolonged unauthorized absence	4	4	-
Misconduct - ANOL - trial waived	3	3	-
Misconduct - convicted by civil court during current term of military service	154	154	-
Unsuitability - alcoholism - board entitlement	35	35	-
Desertion (court-martial)	16	16	-
Unsuitability - alcoholism - individual evaluation	19	19	-
Discharge - convicted by court-martial - other than desertion	121	121	-
Unsuitability - homosexual tendencies (Class III) - waiver of board	119	116	3
Unsuitability - homosexual tendencies (Class III) - result of board action	104	103	1
Unfitness - drug addiction, habituation, the unauthorized use or possession of	200	200	-
Unfitness - an established pattern for shirking	23	23	-
Unfitness - sexual perversion	83	83	-
Unsuitable - apathy, defective attitudes	279	272	7
Unsuitability - sexual deviate - board entitlement	3	3	-
Unsuitability - apathy, defective attitudes - individual evaluation	364	361	3
Unsuitability - sexual deviate - individual evaluation	1	1	-
Deaths - All causes	1,061	1,057	4
Military Personnel Security Program	2	2	-

TABLE 115 - GAINS, LOSSES AND STATUS CHANGES OF AIRMEN TO USAF ACTIVE MILITARY STRENGTH
WORLDWIDE - FY 1968 (CONTINUED)

<u>Correction - Total</u>	770	752	18
Correction - Deletion of previously reported accessions	770	752	18
<u>Dropped from Unit Rolls - Total</u>	553	546	7
As absentee or deserter	473	468	5
As a prisoner (other than POW)	46	46	-
As missing or POW	33	31	2
Correction - Deletion of previously reported as gained from dropped from Rolls	1	1	-
<u>Retired - Total</u>	21,076	21,013	63
Discharged from enlisted status and retirement as an officer	148	148	-
Retirement after 20 but less than 30 years active Federal service	16,093	16,049	44
Retirement after 30 years active Federal service	71	71	-
Voluntary retirement in lieu of other administrative action	13	13	-
Physical disability retirement - Temporary disability list - after application	-	-	-
Physical disability retirement - Placed on temporary disability retired list	1,694	1,675	19
Permanently retired by reason of physical disability	3,048	3,048	-
Permanently retired by reason of physical disability - after application	-	-	-
Release from EAD and revert to retired list	7	7	-
Release from EAD in lieu of discharge and severance pay (10 USC 1331-1337)	2	2	-
STATUS CHANGES			
<u>TOTAL</u>	142178	141620	558
<u>Immediate Reenlistments - Total</u>	67052	66837	215
Regular, Air Force Reserves or Air National Guard Separated on ETS and Immediately Reenlisted in Regular Air Force	62322	62127	195
Regular, Air Force Reserves or Air National Guard Separated Prior to ETS and Immediately Reenlisted in Regular Air Force	4730	4710	20
Regular Air Force Resignee Immediately Reenlisted in Regular Air Force	-	-	-
<u>Entered Enlistment Extension - Total</u>	8236	8201	35
Adjustment of ETS for Extensions Entered into and Bonus is Paid (24 or more Months)	243	243	-
Adjustment of ETS for Extensions Entered into and a Bonus is not Payable. (Less than 24 Months)	7993	7958	35
<u>Term of Enlistment Extended - Total</u>	66890	66582	308
<u>Retired and Immediately Ordered to Extended Active Duty - Total</u>	-	-	-

a/ Includes O Inductees (Unclassified USAF Component).

b/ Gained to Aviation Cadet direct from Civil Life.

Source: Operating Systems Division, Randolph Air Force Base, Texas.

TABLE 116 -- GAINS AND LOSSES OF USAF OFFICERS BY GRADE, WORLD-WIDE, BY QUARTER - FY 1968

DATE OF GAIN OR LOSS	TOTAL	GENERAL	COLONEL	LIEUTENANT COLONEL	MAJOR	CAPTAIN	FIRST LIEUTENANT	SECOND LIEUTENANT	WARRANT OFFICER
GAINS ^{1/}									
<u>TOTAL</u>	<u>17945</u>	<u>8</u>	<u>36</u>	<u>231</u>	<u>733</u>	<u>3252</u>	<u>1026</u>	<u>12639</u>	<u>20</u>
First Quarter . .	5607	1	5	7	35	1745	433	3381	-
Second Quarter . .	3034	-	3	4	7	177	182	2661	-
Third Quarter . .	4910	6	20	167	575	913	271	2942	16
Fourth Quarter . .	4394	1	8	53	116	417	140	3655	4
LOSSES ^{1/}									
<u>TOTAL</u>	<u>13515</u>	<u>58</u>	<u>814</u>	<u>1761</u>	<u>2068</u>	<u>7436</u>	<u>821</u>	<u>214</u>	<u>243</u>
First Quarter . .	4659	18	189	532	635	2883	218	48	136
Second Quarter . .	2660	19	221	388	584	1172	154	31	91
Third Quarter . .	2775	10	227	454	337	1428	203	51	65
Fourth Quarter . .	3421	11	177	387	512	1953	246	84	51

^{1/}Includes mobilized officers.

Source: Operating Systems Division, Randolph Air Force Base, Texas.

TABLE 117 - GAINS AND LOSSES OF AIRMEN BY GRADE, WORLD-WIDE, BY QUARTER - FY 1968

DATE OF GAIN OR LOSS	TOTAL	CHIEF MASTER SERGEANT	SENIOR MASTER SERGEANT	MASTER SERGEANT	TECH- NICAL SERGEANT	STAFF SERGEANT	SER- GEANT	AIRMAN FIRST CLASS	AIRMAN	AIRMAN BASIC	AVI- ATION CADET
	GAINS										
<u>TOTAL . . .</u>	<u>116951</u>	<u>142</u>	<u>292</u>	<u>1014</u>	<u>1354</u>	<u>4090</u>	<u>5373</u>	<u>6044</u>	<u>2573</u>	<u>96069</u>	-
First Quarter .	29529	3	1	17	57	343	544	192	299	28073	-
Second Quarter .	18933	4	14	36	92	550	779	469	399	16590	-
Third Quarter .	41553	112	227	785	1021	2383	3123	4690	1401	27811	-
Fourth Quarter .	26936	23	50	176	184	814	927	693	474	23595	-
	LOSSES										
<u>TOTAL . . .</u>	<u>113126</u>	<u>995</u>	<u>1504</u>	<u>5887</u>	<u>7296</u>	<u>20014</u>	<u>52051</u>	<u>14329</u>	<u>4785</u>	<u>6265</u>	-
First Quarter .	37453	269	408	1404	1731	4655	16888	4386	1595	2117	-
Second Quarter .	22892	224	312	1399	1464	3504	10225	3140	1400	1224	-
Third Quarter .	30502	269	386	1499	2185	6978	13048	3561	1058	1518	-
Fourth Quarter .	26280	233	398	1585	1916	4877	11890	3242	732	1406	-

Source: Operating Systems Division, Randolph Air Force Base, Texas.

TABLE 118 - LOSSES OF USAF OFFICERS BY AERONAUTICAL STATUS, BY AGE GROUP, WORLD-WIDE
FY 1968

(Data excludes Medical Personnel)

AERONAUTICAL STATUS	TOTAL a/	AGE GROUP										
		23 and Younger	24 Thru 26	27 Thru 29	30 Thru 32	33 Thru 35	36 Thru 38	39 Thru 41	42 Thru 44	45 Thru 47	48 Thru 50	51 and Older
<u>TOTAL</u>	10600	2	250	2939	1114	629	515	447	487	1088	1425	1703
<u>Pilots</u>	4156	-	34	333	325	402	283	235	300	656	807	781
<u>Observers</u>	188	-	-	-	-	-	6	9	9	45	68	51
<u>Navigators</u>	1249	-	17	238	171	125	98	68	73	148	138	173
<u>Non-Rated</u>	5007	3	199	2368	618	102	128	135	105	239	412	698

a/ Includes mobilized officers.

Source: Operating Systems Division, Randolph Air Force Base, Texas.

TABLE 119 - ENLISTMENTS AND REENLISTMENTS BY GRADE, BY SEX, WORLD-WIDE - FY 1968

TYPE OF ENLISTMENT OR REENLISTMENT	TOTAL	CHIEF MASTER SER-GRANT	SENIOR MASTER SER-GRANT	MASTER SER-GRANT	TECH-NICAL SER-GRANT	STAFF SER-GRANT	SER-GRANT	AIRMAN FIRST CLASS	AIRMAN	AIRMAN BASIC
TOTAL	167419	1645	2871	7587	14141	27351	16197	1326	951	95350
MALE - TOTAL a/	163986	1644	2869	7566	14108	27304	16080	1324	944	92147
FEMALE - TOTAL	3433	1	2	21	33	47	117	2	7	3203
No Prior Service Enlistment - Total	90531	-	-	-	-	-	-	-	518	90013
Male	87637	-	-	-	-	-	-	-	514	87173
Female	2894	-	-	-	-	-	-	-	4	2890
Enlistment for Officer Training School or Aviation Cadet - Total	5332	-	-	-	-	-	-	-	-	5332
Male	5019	-	-	-	-	-	-	-	-	5019
Female	313	-	-	-	-	-	-	-	-	313
Prior Service Enlistment - Total	4504	-	-	5	109	1354	1975	634	425	2
Male	4493	-	-	5	109	1351	1971	632	423	2
Female	11	-	-	-	-	3	4	2	2	-
Immediate Reenlistment - Total	67052	1645	2871	7582	14032	25997	14222	692	8	3
Male	66837	1644	2869	7561	13999	25953	14109	692	7	3
Female	215	1	2	21	33	44	113	-	1	-

a/ Includes 0 Enlistments for Aviation Cadets

Source: Operating Systems Division, Randolph Air Force Base, Texas.

TABLE 120 - ENLISTMENTS AND REENLISTMENTS BY TERM OF ENLISTMENT, BY SEX, WORLD-WIDE - FY 1968

TYPE OF ENLISTMENT OR REENLISTMENT	TOTAL	2 YEARS	3 YEARS	4 YEARS	5 YEARS	6 YEARS
TOTAL	167419	5348	7836	145337	2916	5982
MALE - TOTAL a/	163986	5034	7814	142265	2906	5967
FEMALE - TOTAL	3433	314	22	3072	10	15
No Prior Service Enlistment - Total	90531	16	-	90515	-	-
Male	87637	15	-	87622	-	-
Female	2894	1	-	2893	-	-
Enlistment for Officer Training School or Aviation Cadet - Total	5332	5332	-	-	-	-
Male	5019	5019	-	-	-	-
Female	313	313	-	-	-	-
Prior Service Enlistment - Total	4504	-	3	4498	2	1
Male	4493	-	3	4487	2	1
Female	11	-	-	11	-	-
Immediate Reenlistment - Total	67052	-	7833	50324	2914	5981
Male	66837	-	7811	50156	2904	5966
Female	215	-	22	168	10	15

a/ Includes 0 Enlistments for Aviation Cadets.

Source: Operating Systems Division, Randolph Air Force Base, Texas.

TABLE 121 - ENLISTMENTS BY EDUCATIONAL LEVEL, WORLD-WIDE BY QUARTER - FY 1968

DATE AND TYPE OF ENLISTMENT	EDUCATIONAL LEVEL												
	TOTAL			Non-High School or Non-Graduate		High School Graduate		Less Than 2 Years College		More Than 2 Years College No Degree		One or More Degrees	
	Total	Male	Female	Male	Female	Male	Female	Male	Female	Male	Female	Male	Female
TOTAL a/	<u>100367</u>	<u>97149</u>	<u>3218</u>	<u>4723</u>	-	<u>71760</u>	<u>2666</u>	<u>6220</u>	<u>141</u>	<u>6046</u>	<u>94</u>	<u>8400</u>	<u>317</u>
No Prior Service Enlistment - Total	<u>90531</u>	<u>87637</u>	<u>2894</u>	<u>4409</u>	-	<u>67738</u>	<u>2657</u>	<u>6141</u>	<u>141</u>	<u>6004</u>	<u>92</u>	<u>3345</u>	<u>4</u>
First Quarter (1 Jul 67 thru 30 Sep 67) .	26445	25632	813	1135	-	18531	730	2573	53	2507	29	886	1
Second Quarter (1 Oct 67 thru 31 Dec 67) .	14996	14492	504	637	-	11098	476	1122	18	966	10	669	-
Third Quarter (1 Jan 68 thru 31 Mar 68) .	26287	25483	804	1425	-	20574	739	1321	35	1329	30	834	-
Fourth Quarter (1 Apr 68 thru 30 Jun 68) .	22803	22030	773	1212	-	17535	712	1125	35	1202	23	956	3
Prior Service Enlistment - Total	<u>4504</u>	<u>4493</u>	<u>11</u>	<u>314</u>	-	<u>4022</u>	<u>9</u>	<u>79</u>	-	<u>42</u>	<u>2</u>	<u>36</u>	-
First Quarter	1138	1138	-	65	-	1009	-	30	-	20	-	14	-
Second Quarter	1252	1248	4	59	-	1155	3	16	-	9	1	9	-
Third Quarter	1221	1217	4	102	-	1081	3	19	-	6	1	9	-
Fourth Quarter	893	890	3	88	-	777	3	14	-	7	-	4	-
Enlistment for Officer Training School or Aviation Cadet - Total	<u>5332</u>	<u>5019</u>	<u>313</u>	-	-	-	-	-	-	-	-	<u>5019</u>	<u>313</u>
First Quarter	1621	1522	99	-	-	-	-	-	-	-	-	1522	99
Second Quarter	1647	1576	71	-	-	-	-	-	-	-	-	1576	71
Third Quarter	1253	1184	69	-	-	-	-	-	-	-	-	1184	69
Fourth Quarter	811	737	74	-	-	-	-	-	-	-	-	737	74

a/ Excludes 0 Inductees (Unspecified USAF Component).

Source: Operating Systems Division, Randolph Air Force Base, Texas

TABLE 122 - NON-PRIOR SERVICE ENLISTMENTS BY ARMED FORCES QUALIFICATION TEST (AFQT) MENTAL CATEGORY, BY QUARTER -
FY 1968

(AFQT Mental Category indicates the group to which an airman belongs as determined by the score he has made on the Armed Forces Qualification Test (AFQT).)

ENLISTED BY DATE AND SEX	TOTAL		PERSONNEL BY CATEGORY											
			Category 1 (93-100)		Category 2 (65-92)		Category 3 (31-64)		Category 4 (10-30)		Category 5 (9 and below)		Category Unknown or Non-Tested	
	Number	Per Cent	Num- ber	Per Cent	Num- ber	Per Cent	Num- ber	Per Cent	Num- ber	Per Cent	Num- ber	Per Cent	Number	Per Cent
TOTAL	90531	100.0	7166	7.9	36291	40.1	31714	35.0	14884	16.4	-	-	476	.5
MALE - TOTAL a/	87637	100.0	6897	7.9	34088	38.9	31350	35.8	14884	17.0	-	-	418	.4
FEMALE - TOTAL	2894	100.0	269	9.3	2203	76.1	364	12.5	-	-	-	-	58	2.0
First Quarter (1 Jul 67 through 30 Sep 67) - Total	26445	100.0	1895	7.1	10238	38.7	10064	38.0	4050	15.3	-	-	198	.7
Male	25632	100.0	1807	7.0	9652	37.7	9971	38.9	4050	15.3	-	-	152	.6
Female	813	100.0	88	10.8	586	72.1	93	11.4	-	-	-	-	46	5.7
Second Quarter (1 Oct 67 through 31 Dec 67) - Total	14996	100.0	1091	7.2	5751	34.3	5393	35.9	2649	17.6	-	-	112	.7
Male	14492	100.0	1052	7.3	5367	37.0	5323	36.7	2649	18.3	-	-	101	.7
Female	504	100.0	39	7.7	384	76.2	70	13.9	-	-	-	-	11	2.2
Third Quarter (1 Jan 68 through 31 Mar 68) - Total	26287	100.0	2199	8.4	10775	41.0	8823	33.6	4385	16.7	-	-	105	.4
Male	25483	100.0	2133	8.4	10142	39.8	8719	34.2	4385	16.2	-	-	104	.4
Female	804	100.0	66	8.2	633	78.7	104	12.9	-	-	-	-	1	.1
Fourth Quarter (1 Apr 68 through 30 Jun 68) - Total	22803	100.0	1981	8.7	9527	41.8	7434	32.6	3800	16.7	-	-	61	.3
Male	22030	100.0	1905	8.7	8927	40.5	7337	33.3	3800	17.3	-	-	61	.3
Female	773	100.0	76	9.8	600	77.6	97	12.6	-	-	-	-	-	-

a/ Includes O Inductees (Unspecified USAF Component).

Source: Operating Systems Division, Randolph Air Force Base, Texas.

TABLE 123 - USAF RETIRED MILITARY PERSONNEL BY PAY GRADE, BY TYPE OF RETIREMENT, BY COMPONENT, INVENTORY - 30 JUNE 1968

(The data included herein represent inventories of USAF Military Retired Personnel regardless of whether or not the individual is receiving retired pay.)

GRADE FOR PAY	TOTAL	TYPE OF RETIREMENT					
		Non-Disability		Temporary Disability		Permanent Disability	
		Regular	Non-Regular	Regular	Non-Regular	Regular	Non-Regular
<u>TOTAL</u>	<u>196371</u>	<u>115607</u>	<u>33196</u>	<u>3646</u>	<u>337</u>	<u>31721</u>	<u>11864</u>
<u>OFFICER - TOTAL</u>	<u>62424</u>	<u>13396</u>	<u>33033</u>	<u>201</u>	<u>323</u>	<u>3732</u>	<u>11739</u>
General	788	367	66	4	-	337	14
Colonel	8326	3609	3020	28	4	1098	567
Lieutenant Colonel	23259	5707	13935	60	58	1234	2265
Major	16151	1801	11516	31	52	472	2279
Captain	5081	129	2283	61	120	191	2297
First Lieutenant	2978	2	311	10	63	57	2535
Second Lieutenant	1082	-	68	-	20	5	989
Warrant Officer	4759	1781	1834	7	6	338	793
Flight Officer	-	-	-	-	-	-	-
<u>AIRMAN - TOTAL</u>	<u>133947</u>	<u>102211</u>	<u>163</u>	<u>3445</u>	<u>14</u>	<u>22989</u>	<u>125</u>
Chief Master Sergeant	5551	4817	14	30	-	690	-
Senior Master Sergeant	9573	8132	11	68	-	1360	2
Master Sergeant	45388	38815	107	194	-	6258	14
Technical Sergeant	34034	27969	14	366	1	5663	21
Staff Sergeant	26091	18569	15	761	3	6712	31
Sergeant	7468	3405	2	970	-	3071	20
Airman First Class	3664	372	-	771	2	2500	19
Airman	1775	75	-	252	8	1427	13
Airman Basic	403	57	-	33	-	308	5
Aviation Cadet	-	-	-	-	-	-	-

Source: Operating Systems Division, USAF Military Personnel Center.

TABLE 124 - DISTRIBUTION OF USAF REGULAR (MALE AND FEMALE) LINE AND OTHER THAN LINE COMMISSIONED OFFICERS BY PERMANENT GRADE AND TEMPORARY GRADE IN WHICH SERVING, 30 JUNE 1968

PERMANENT GRADE	GRADE IN WHICH SERVING										
	TOTAL	GEN	LT GEN	MAJ GEN	BRIG GEN	COL	LT COL	MAJ	CAPT	1LT	2LT
<u>TOTAL</u>	<u>63459</u>	<u>13</u>	<u>43</u>	<u>161</u>	<u>218</u>	<u>6449</u>	<u>13695</u>	<u>17871</u>	<u>20990</u>	<u>2263</u>	<u>1756</u>
Maj Gen	149	13	43	93	-	-	-	-	-	-	-
Brig Gen	161	-	-	65	96	-	-	-	-	-	-
Col	4345	-	-	2	118	4225	-	-	-	-	-
Lt Col	6883	-	-	1	4	1996	4882	-	-	-	-
Maj	17279	-	-	-	-	225	8796	8258	-	-	-
Capt	19452	-	-	-	-	3	17	9611	9821	-	-
1Lt	10882	-	-	-	-	-	-	2	10875	5	-
2Lt	4308	-	-	-	-	-	-	-	294	2258	1756

Serving One Grade Above Permanent Grade 33762

Serving Two Grades Above Permanent Grade 557

Serving Three Grades Above Permanent Grade 4

Serving Four Grades Above Permanent Grade

Source: Operating Systems Division, Randolph Air Force Base, Texas.

TABLE 125 - DISTRIBUTION OF USAF NON-REGULAR (MALE AND FEMALE) LINE AND OTHER THAN LINE COMMISSIONED OFFICERS BY PERMANENT GRADE AND TEMPORARY GRADE IN WHICH SERVING - AS OF 30 JUNE 1968

PERMANENT GRADE	GRADE IN WHICH SERVING ^{a/}										
	TOTAL	GEN	LT GEN	MAJ GEN	BRIG GEN	COL	LT COL	MAJ	CAPT	1LT	2LT
<u>TOTAL</u>	<u>74865</u>	-	-	<u>2</u>	<u>6</u>	<u>206</u>	<u>3263</u>	<u>12055</u>	<u>26735</u>	<u>13119</u>	<u>19479</u>
Maj Gen	2	-	-	2	-	-	-	-	-	-	-
Brig Gen	7	-	-	-	6	1	-	-	-	-	-
Col	688	-	-	-	-	200	487	1	-	-	-
Lt Col	3440	-	-	-	-	5	2377	1014	44	-	-
Maj	13076	-	-	-	-	-	399	10887	1790	-	-
Capt	15280	-	-	-	-	-	-	153	14873	254	-
1Lt	12538	-	-	-	-	-	-	-	9815	2713	10
2Lt	29834	-	-	-	-	-	-	-	213	10152	19469

Serving One Grade Above Permanent Grade 20524

Serving Two Grades Above Permanent Grade 213

Serving Three Grades Above Permanent Grade -

Serving Four Grades Above Permanent Grade -

^{a/} Includes mobilized officers.

Source: Operating Systems Division, Randolph Air Force Base, Texas.

TABLE 126 - NON-BATTLE DEATHS OF USAF OFFICERS BY AERONAUTICAL RATING, BY GRADE IN WHICH SERVING AT TIME OF DEATH, WORLDWIDE, SEMIANNUALLY - FY 1968

GRADE	TOTAL	PILOT DEATHS			NAVIGATORS/OBSERVERS DEATHS		
		Total	First Half FY 1968 (1 Jul 1967 Through 31 Dec 1967)	Last Half FY 1968 (1 Jan 1968 Through 30 Jun 1968)	Total	First Half FY 1968 (1 Jul 1967 Through 31 Dec 1967)	Last Half FY 1968 (1 Jan 1968 Through 30 Jun 1968)
<u>TOTAL</u>	<u>141</u>	<u>140</u>	<u>67</u>	<u>73</u>	<u>1</u>	-	<u>1</u>
General	-	-	-	-	-	-	-
Colonel	11	10	4	6	1	-	1
Lieutenant Colonel	21	21	10	11	-	-	-
Major	48	48	28	20	-	-	-
Captain	43	43	22	21	-	-	-
First Lieutenant.	16	16	3	13	-	-	-
Second Lieutenant	2	2	-	2	-	-	-

Source: Operating Systems Division, Randolph Air Force Base, Texas.

TABLE 127 - NON-BATTLE DEATHS OF USAF OFFICERS AND AIRMEN BY GRADE IN WHICH SERVING AT TIME OF DEATH, WORLDWIDE, SEMIANNUALLY - FY 1968

GRADE	OFFICER DEATHS			AIRMAN GRADE	AIRMAN DEATHS		
	Total	First Half FY 1968 (1 Jul 1967 Through 31 Dec 1967)	Last Half FY 1968 (1 Jan 1968 Through 30 Jun 1968)		Total	First Half FY 1968 (1 Jul 1967 Through 31 Dec 1967)	Last Half FY 1968 (1 Jan 1968 Through 30 Jun 1968)
<u>TOTAL</u>	<u>264</u>	<u>129</u>	<u>135</u>	<u>TOTAL</u>	<u>1,016</u>	<u>491</u>	<u>525</u>
General	1	-	1	Chief Master Sergeant.	26	14	12
Colonel	16	6	10	Senior Master Sergeant	22	9	13
Lieutenant Colonel .	40	20	20	Master Sergeant	102	46	56
Major	75	42	33	Tech Sergeant	115	63	52
Captain	81	39	42	Staff Sergeant	213	97	116
First Lieutenant . .	26	13	13	Sergeant	237	115	122
Second Lieutenant. .	25	9	16	Airman First Class . .	233	112	121
Warrant Officer . .	-	-	-	Airman	51	30	21
				Airman Basic	17	5	12

Source: Operating Systems Division, Randolph Air Force Base, Texas.

TABLE 128 - NON-BATTLE DEATHS OF USAF OFFICERS BY AGE GROUP, BY GRADE IN WHICH SERVING AT TIME OF DEATH, WORLDWIDE, SEMIANNUALLY - FY 1968

GRADE	TOTAL	AGE GROUP							
		20 Through 24	25 Through 29	30 Through 34	35 Through 39	40 Through 44	45 Through 49	50 Through 54	55 And Older
TOTAL	264	37	57	40	48	25	44	12	1
FIRST HALF FY 1968 - TOTAL	129	13	27	22	29	11	21	6	-
General	-	-	-	-	-	-	-	-	-
Colonel	6	-	-	-	-	-	4	2	-
Lieutenant Colonel	20	-	-	-	3	3	11	3	-
Major	42	-	-	9	20	7	5	1	-
Captain	39	-	19	12	6	1	1	-	-
First Lieutenant	13	6	6	1	-	-	-	-	-
Second Lieutenant	9	7	2	-	-	-	-	-	-
Warrant Officer	-	-	-	-	-	-	-	-	-
LAST HALF FY 1968 - TOTAL	135	24	30	18	19	14	23	6	1
General	1	-	-	-	-	-	-	1	-
Colonel	10	-	-	-	-	1	8	1	-
Lieutenant Colonel	20	-	-	-	1	8	8	3	-
Major	33	-	-	7	13	4	7	1	1
Captain	42	2	24	10	5	1	-	-	-
First Lieutenant	13	7	5	1	-	-	-	-	-
Second Lieutenant	16	15	1	-	-	-	-	-	-
Warrant Officer	-	-	-	-	-	-	-	-	-

Source: Operating Systems Division, Randolph Air Force Base, Texas.

TABLE 129 - NON-BATTLE DEATHS OF AIRMEN BY AGE GROUP, BY GRADE IN WHICH SERVING AT TIME OF DEATH, WORLDWIDE, SEMIANNUALLY - FY 1968

GRADE	TOTAL	AGE GROUP								
		17 Through 19	20 Through 24	25 Through 29	30 Through 34	35 Through 39	40 Through 44	45 Through 49	50 Through 54	55 And Older
TOTAL	1,016	-	407	81	125	237	72	68	21	5
FIRST HALF FY 1968 - TOTAL	491	-	199	45	58	102	32	44	9	2
Chief Master Sergeant	14	-	-	-	-	1	1	9	2	1
Senior Master Sergeant	9	-	-	-	2	2	2	4	-	1
Master Sergeant	46	-	-	-	2	15	10	12	7	-
Technical Sergeant	63	-	-	2	14	25	10	12	-	-
Staff Sergeant	97	-	4	20	30	28	8	7	-	-
Sergeant	115	-	72	21	12	9	1	-	-	-
Airman First Class	112	-	98	2	-	12	-	-	-	-
Airman	30	-	20	-	-	10	-	-	-	-
Airman Basic	5	-	5	-	-	-	-	-	-	-
LAST HALF FY 1968 - TOTAL	525	-	208	36	67	135	40	24	12	3
Chief Master Sergeant	12	-	-	-	-	-	5	4	3	-
Senior Master Sergeant	13	-	-	-	-	2	3	4	4	-
Master Sergeant	56	-	-	-	5	24	13	9	4	1
Technical Sergeant	52	-	-	2	17	25	4	3	-	1
Staff Sergeant	116	-	16	13	39	30	14	2	1	1
Sergeant	122	-	88	20	5	6	1	2	-	-
Airman First Class	121	-	89	1	-	31	-	-	-	-
Airman	21	-	8	-	1	12	-	-	-	-
Airman Basic	12	-	7	-	-	5	-	-	-	-

Source: Operating Systems Division, Randolph Air Force Base, Texas.

TABLE 130- NON-BATTLE DEATHS OF USAF OFFICERS BY AGE GROUP, BY CAUSATIVE AGENT, WORLDWIDE, SEMIANNUALLY - FY 1968

CAUSATIVE AGENT	TOTAL	AGE GROUPS							
		20 Through 24	25 Through 29	30 Through 34	35 Through 39	40 Through 44	45 Through 49	50 Through 54	55 And Older
<u>FY 1968 - TOTAL</u>	<u>264</u>	<u>37</u>	<u>57</u>	<u>40</u>	<u>48</u>	<u>25</u>	<u>44</u>	<u>12</u>	<u>1</u>
<u>FIRST HALF FY 1968 - TOTAL</u> . . .	<u>129</u>	<u>13</u>	<u>27</u>	<u>22</u>	<u>29</u>	<u>11</u>	<u>21</u>	<u>6</u>	<u>=</u>
Aircraft Accident	80	6	20	19	24	7	4	-	-
Vehicle Accident	9	3	4	1	-	-	1	-	-
Disease	34	1	2	1	5	4	16	5	
Other	6	3	1	1	-	-	-	1	-
<u>LAST HALF FY 1968 - TOTAL</u>	<u>135</u>	<u>24</u>	<u>30</u>	<u>18</u>	<u>19</u>	<u>14</u>	<u>23</u>	<u>6</u>	<u>1</u>
Aircraft Accident	77	15	25	14	10	6	6	1	-
Vehicle Accident	13	5	3	-	3	-	1	1	-
Disease	35	2	-	1	5	8	14	4	1
Other	10	2	2	3	1	-	2	-	-

Source: Operating Systems Division, Randolph Air Force Base, Texas.

TABLE 131- NON-BATTLE DEATHS OF AIRMEN BY AGE GROUP, BY CAUSATIVE AGENT, WORLDWIDE SEMIANNUALLY - FY 1968

CAUSATIVE AGENT	TOTAL	AGE GROUP							
		17 Through 19	20 Through 24	25 Through 29	30 Through 34	35 Through 39	40 Through 44	45 Through 49	50 And Older
<u>FY 1968 - TOTAL</u>	<u>1,016</u>	<u>=</u>	<u>407</u>	<u>81</u>	<u>125</u>	<u>237</u>	<u>72</u>	<u>68</u>	<u>26</u>
<u>FIRST HALF FY 1968 - TOTAL</u> . . .	<u>491</u>	<u>=</u>	<u>199</u>	<u>45</u>	<u>58</u>	<u>102</u>	<u>32</u>	<u>44</u>	<u>11</u>
Aircraft Accident	40	-	21	6	6	5	2	-	-
Vehicle Accident	178	-	111	22	21	20	2	1	1
Disease	177	-	24	5	17	59	26	36	10
Other	96	-	43	12	14	18	2	7	-
<u>LAST HALF FY 1968 - TOTAL</u>	<u>525</u>	<u>=</u>	<u>208</u>	<u>36</u>	<u>67</u>	<u>135</u>	<u>40</u>	<u>24</u>	<u>15</u>
Aircraft Accident	25	-	9	4	4	8	-	-	-
Vehicle Accident	192	-	109	19	20	36	5	2	1
Disease	173	-	31	6	22	52	31	17	14
Other	135	-	59	7	21	39	4	5	-

Source: Operating Systems Division, Randolph Air Force Base, Texas.

TABLE 132 - SOUTHEAST ASIA BATTLE DEATHS OF USAF OFFICERS BY AERONAUTICAL RATING, BY GRADE
IN WHICH SERVING AT TIME OF DEATH, SEMIANNUALLY - FY 1968

GRADE	TOTAL	PILOT DEATHS			NAVIGATORS/OBSERVER DEATHS		
		TOTAL	First Half FY 1968 (1 Jul 1967 Through 31 Dec 1967)	Last Half FY 1968 (1 Jan 1968 Through 30 Jun 1968)	TOTAL	First Half FY 1968 (1 Jul 1967 Through 31 Dec 1967)	Last Half FY 1968 (1 Jan 1968 Through 30 Jun 1968)
TOTAL	109	91	40	51	18	8	10
General	-	-	-	-	-	-	-
Colonel	8	8	1	7	-	-	-
Lieutenant Colonel	3	3	3	-	-	-	-
Major	37	31	11	20	6	2	4
Captain	47	36	20	16	11	6	5
First Lieutenant .	13	12	5	7	1	-	1
Second Lieutenant	1	1	-	1	-	-	-

Source: Operating Systems Division, Randolph Air Force Base, Texas.

TABLE 133 - SOUTHEAST ASIA BATTLE DEATHS OF USAF OFFICERS AND AIRMEN BY GRADE IN WHICH
SERVING AT TIME OF DEATH, SEMIANNUALLY - FY 1968

GRADE	OFFICER DEATHS			AIRMAN GRADE	AIRMAN DEATHS		
	TOTAL	First Half FY 1968 (1 Jul 1967 Through 31 Dec 1967)	Last Half FY 1968 (1 Jan 1968 Through 30 Jun 1968)		Total	First Half FY 1968 (1 Jul 1967 Through 31 Dec 1967)	Last Half FY 1968 (1 Jan 1968 Through 31 Jun 1968)
TOTAL	114	51	63	TOTAL	93	32	61
General	-	-	-	Chief Master Sergeant .	-	-	-
Colonel	1	1	-	Senior Master Sergeant .	-	-	-
Lieutenant Colonel . .	10	3	7	Master Sergeant	21	8	13
Major	37	13	24	Technical Sergeant	34	11	23
Captain	51	28	23	Staff Sergeant	23	5	18
First Lieutenant . . .	14	6	8	Sergeant	12	5	7
Second Lieutenant . . .	1	-	1	Airman First Class	3	3	-
Warrant Officer	-	-	-	Airman	-	-	-
				Airman Basic	-	-	-

Source: Operating Systems Division, Randolph Air Force Base, Texas.

CIVILIAN PERSONNEL

PART IX

INTRODUCTION

Tables included in this subject matter area provide summary data for paid, on the rolls civilian personnel, whether compensated directly by the Air Force or indirectly by Air Force through local arrangements and agreements with foreign countries. Excluded from the data are (1) civilian employees of private contractors, (2) civilian employees of military non-appropriated fund agencies such as post exchanges and commissaries, and (3) WOC (without compensation) civilian employees of the Air Force.

Detail statistics for civilian employment as of 30 June and September 1967 not available. Data in newly established centralized civilian personnel status file was incomplete.

Due to the cancellation of Budget Projects under the Military Assistance Program, Table 89, "USAF Civilian Employees in Salaried and Wage Board Groups Employed Under Military Assistance Program (MAP), World Wide", has been discontinued.

DEFINITIONS

ACCESSION

Action resulting in the addition of a civilian employee to the Department of the Air Force.

APPOINTMENT

1. Excepted - Employees appointed without regard to the competitive requirements of the Civil Service rules and regulations to positions excepted by statute, by executive order, or by authority of Schedule A, B, or C.

2. Excepted, permanent - Employees serving under excepted appointments or personal service contracts which contain no conditions or restrictions as to tenure.

3. Excepted, limited or conditional - Employees serving under excepted appointments or personal service contracts which specify either conditional or indefinite tenure, or specific time limitations.

4. Competitive, career - Appointments from Civil Service registers to positions which are not filled by career conditional appointments and to other positions of persons who have previously met the service requirements.

5. Competitive, career-conditional - Appointments from Civil Service registers which are conditional until a length of creditable service requirement (3 years) has been met.

6. COMPETITIVE, LIMITED TENURE - Civilian employees serving under temporary appointments pending establishment of registers, temporary appointments to positions in competitive service for definite periods of 1 year or less and those serving under indefinite appointments who are not entitled to conversion to career or career-conditional appointment under E. O. 10577.

7. PUBLIC LAW 86-91 - Covers the hiring of oversea dependent school teachers.

8. PUBLIC LAW 313 - Covers scientific and technical positions.

9. PUBLIC LAW 854 - Covers general counsel positions.

10. PUBLIC LAW 874 - Covers post dependent's school personnel (Sec 6).

11. SPECIAL CONSULTANTS-Civilian employees with "excepted appointments"(excluded from provisions of the classification Act of 1949) for a specified number of days, not to exceed one year, and who receive a stipulated amount of compensation for the days actually employed.

12. Temporary Appointments - Civilians serving under temporary appointments for indefinite limited periods (one year or less).

EMPLOYEES

1. Departmental Civilian Employees - Employee designation indicating appointment to Headquarters, USAF.

2. Direct-Hire - Employees performing personal services for the Air Force and who are paid directly by the Air Force.

CIVILIAN PERSONNEL (CONTINUED)

DEFINITIONS (CONTINUED)

EMPLOYEES (CONTINUED)

3. Full-Time - Employees regularly required to work, as a minimum, the number of hours and days required by administrative work week for their employment group or class, regardless of the nature of appointments.
4. General Schedule (GS) - A schedule of civilian personnel which includes former Professional and Scientific Service (P Service), Clerical, Administrative, and Fiscal Service (CAF), and the Sub-professional Service (SP Service) established by Classification Act 1949 (PL 429, 81st Congress) replacing Classification Act of 1923, as amended.
5. Indirect Hire - Employees performing personal services for the Air Force and under the supervision of the Air Force. Payments are made for these services by the Air Force to a foreign government or other agency which in turn pays the employees concerned.
6. Intermittent - Employees employed on an irregular or occasional basis whose hours or days of work are not based on a prearranged schedule, and who are compensated only for the time when actually employed or for service actually rendered. (Includes WAE-Special Consultants and Other than Special Consultants).
7. Part-Time - Employees regularly employed on a prearranged schedule whose working time is less than that prescribed for full-time employees in the same group or class; excludes special consultants.
8. Salaries - Employees occupying positions subject to the Classification Act of 1949 as amended plus a few employees whose compensation is established by Acts other than the Classification Act, by executive order, or by administrative determination.

HEADQUARTERS, USAF - Includes Office of the Secretary of the Air Force, Central Control Group, and the Air Staff.

SEPARATION - Action resulting in the loss of a civilian employee from the Department of the Air Force.

VETERANS' PREFERENCE - The preference, with respect to conditions of employment, as allowed under the Veterans Preference Act as amended. This preference covers ex-servicemen, mothers entitled to preference under Public Laws 396 and 888 (80th Congress), wives of service connected disabled ex-servicemen, and widows of servicemen or ex-servicemen.

5 Point:

1. Veterans (Male and Female) - Civilians employed as of the end of the month who were "Veterans" resulting from their own full-time active duty in the Armed Forces of the United States during a war, during the period April 28, 1952 through July 1, 1955, or in a campaign or expedition for which a campaign badge (service medal) has been authorized.

10 Point:

1. Mothers - Civilians employed at the end of the month who had established veterans' preference as the mother of a deceased "Veteran", son or daughter who served on honorable duty in the US Service or the mother of a permanently disabled "Veteran" providing the mother is widowed, divorced, or the wife of a permanently disabled husband (living husband may or may not be the father of the "Veteran").
2. Veterans (Male and Female) - Civilians employed as of the end of the month who were "Veterans" resulting from their own full-time active duty at any time (peacetime as well as wartime), provided there is service connected disability.
3. Widows - Civilians employed at the end of the month who established veterans' preference as the unremarried widows of deceased veterans.
4. Wives - Civilians employed at the end of the month who had established veterans' preference as wives of service connected disabled veterans.

WAGE BOARD EMPLOYEES - Category of employees who are paid according to prevailing wage board determinations in the area of their employment.

CIVILIAN PERSONNEL (CONTINUED)

WHEN ACTUALLY EMPLOYED (WAE) EMPLOYEES - See Intermittent Employees (Civilian Personnel).

CANAL ZONE MERIT SYSTEM - Implemented by Public Law 85-550, approved July 25, 1958, this new system basically provides that all personnel in the Canal Zone, whether US citizens or not, compete equally for positions except where employment of US citizens is required for security reasons.

TABLE 134 - USAF CIVILIAN EMPLOYEES, WORLD-WIDE, AT END OF QUARTER - FY 1968

END OF QUARTER	WORLD-WIDE			CONTI- NENTAL US	OVERSEAS			
	TOTAL	US Citizens	Non- Citizens		TOTAL	Direct-Hire		INDIRECT HIRE (NON- CITIZENS)
						US Citizens	Non-Citizens	
30 September (1967)g/	343,423	286,111	57,312	271,691	71,732	14,420	31,288	26,024
31 Decemberg/	342,545	284,272	58,273	269,419	73,126	14,853	32,437	25,836
31 March (1968)g/	342,310	283,836	58,474	268,509	73,801	15,327	32,410	26,064
30 Juneg/	348,339	289,732	58,607	273,846	74,493	15,886	32,929	25,678

g/ Includes Appointments Under President's Youth Opportunity Programs: 30 Sep, 1,020; 31 Dec, 370; 31 Mar, 326; and 30 Jun, 6,701.

Source: Data Applications Division, Data Services Center, Comptroller of the Air Force

TABLE 135 - CIVILIAN EMPLOYEES BY DUTY LOCATION WITHIN CONTINENTAL US, AT END OF QUARTER - FY 1968

(The distribution of strength is by duty location, rather than the location of the unit of appointment. Personnel who are stationed outside the Continental US, but who are appointed to units within the Continental US are excluded; personnel who are stationed in the Continental US, but who are appointed to units outside the Continental US are included.)

STATE	30 SEP (1967)	31 DEC	31 MAR (1968)	30 JUN	STATE	30 SEP (1967)	31 DEC	31 MAR (1968)	30 JUN
TOTAL	271,691	269,419	268,509	273,846	Montana	1,087	1,096	1,085	1,043
Alabama	6,521	5,847	5,670	5,253	Nebraska	1,701	1,722	1,797	1,761
Arizona	3,847	3,801	3,775	4,005	Nevada	1,214	1,120	1,101	1,138
Arkansas	946	940	919	900	New Hampshire	599	622	598	568
California	39,509	39,241	39,313	40,399	New Jersey	1,914	1,917	1,852	1,853
Colorado	7,921	8,097	8,259	8,724	New Mexico	4,065	3,910	3,892	4,089
Connecticut	70	73	79	82	New York	7,192	7,255	6,990	7,016
Delaware	1,441	1,420	1,503	1,565	North Carolina	1,248	1,144	1,145	1,224
District of Columbia	1,866	1,854	1,849	1,904	North Dakota	1,177	1,234	1,218	1,167
Florida	10,061	10,025	10,540	10,062	Ohio	23,722	23,479	23,512	24,080
Georgia	20,596	20,409	19,885	20,083	Oklahoma	25,040	25,021	25,029	25,960
Idaho	437	432	441	437	Oregon	895	925	939	896
Illinois	5,689	5,691	5,751	5,995	Pennsylvania	1,360	1,256	1,133	944
Indiana	944	960	915	844	Rhode Island	1	1	1	2
Iowa	166	167	199	185	South Carolina	2,305	2,376	2,365	2,536
Kansas	1,252	1,164	1,138	1,134	South Dakota	648	674	693	689
Kentucky	26	26	25	23	Tennessee	694	643	641	684
Louisiana	1,721	1,642	1,634	1,688	Texas	43,195	42,622	42,407	43,774
Maine	1,231	1,284	1,140	951	Utah	18,164	17,902	17,857	17,913
Maryland Wash Area	3,422	3,490	3,574	3,659	Vermont	19	25	23	24
Other Maryland	102	104	110	112	Virginia Wash Area	4,096	4,044	4,120	4,235
Massachusetts	5,498	5,490	5,482	5,594	Other Virginia	1,926	1,884	1,873	2,021
Michigan	2,393	2,490	2,368	2,372	Washington	3,051	3,139	3,017	3,074
Minnesota	826	858	869	896	West Virginia	20	20	22	6
Mississippi	3,333	3,320	3,311	3,743	Wisconsin	596	565	480	454
Missouri	5,552	5,588	5,563	5,688	Wyoming	392	410	407	397

Source: Data Applications Division, Data Services Center, Comptroller of the Air Force

TABLE 136 - CIVILIAN EMPLOYEES BY DUTY LOCATION OUTSIDE CONTINENTAL US,
AT END OF QUARTER FY 1968

(The distribution of command strength is by duty location, rather than the location of the unit of appointment. Personnel who are stationed outside the Continental US, but who are appointed to units within the Continental US are included; personnel who are stationed in the Continental US, but who are appointed to units outside the Continental US are excluded).

COUNTRY	30 SEPTEMBER (1967)	31 DECEMBER	31 MARCH (1968)	30 JUNE
<u>TOTAL</u>	<u>45,708</u>	<u>47,290</u>	<u>47,737</u>	<u>48,815</u>
Alaska	3,027	3,053	3,101	3,384
Australia	1	1	1	1
Azores	1,320	1,310	1,255	1,196
Balearic Islands	1	1	1	1
Belgium	26	25	25	25
Bermuda	519	513	523	500
Canada	995	979	1,069	942
Crete	7	6	10	10
Ethiopia	6	5	5	1
France	13	11	8	6
Germany	1,491	1,574	1,539	1,544
Greece	45	46	36	38
Greenland	1	1	1	1
Guam	857	802	844	823
Hawaii	3,530	3,621	3,731	3,741
Hong Kong	1	1	1	-
Iceland	19	34	28	25
Iran	166	245	240	237
Israel	2	2	2	2
Italy	595	592	614	618
Japan	1,393	1,690	1,689	1,534
Korea, Republic of (South)	1,435	1,460	1,875	2,630
Lebanon	-	-	-	1
Libya	564	492	477	440
Mali, Republic of	1	1	1	1
Marshall Islands	1	1	1	1
Midway	1	16	17	16
Netherlands	26	27	25	26
Norway	32	32	32	30
Pakistan	274	302	295	283
Panama Canal Zone	1,082	1,073	1,049	1,121
Philippine Islands	4,765	4,648	4,907	4,737
Portugal	4	4	4	4
Puerto Rico	760	738	751	665
Ryukyu Islands	4,651	4,612	4,700	4,681
Sardinia	1	-	-	-
Senegal, Republic of	2	2	2	2
Sicily	1	1	1	1
Spain	1,390	1,508	1,527	1,540
Taiwan	958	953	985	1,080
Thailand	4,166	4,178	4,170	4,731
Turkey	909	922	932	952
United Kingdom	378	381	464	502
Vietnam (South)	10,292	11,427	10,799	10,742

Source: Data Applications Division, Data Services Center, Comptroller of the Air Force.

TABLE 137 - CIVILIAN EMPLOYEES BY CATEGORY, BY GRADE, WORLD WIDE, AT END OF QUARTER - FY 1968

CATEGORY AND GRADE	WORLD-WIDE				CONTINENTAL US				OVERSEAS			
	30 SEPTEMBER (1967)	31 DECEMBER	31 MARCH (1968)	30 JUNE	30 SEPTEMBER (1967)	31 DECEMBER	31 MARCH (1968)	30 JUNE	30 SEPTEMBER (1967)	31 DECEMBER	31 MARCH (1968)	30 JUNE
TOTAL	<u>a/317,399</u>	<u>a/316,709</u>	<u>a/316,245</u>	<u>a/322,661</u>	<u>271,691</u>	<u>269,419</u>	<u>268,509</u>	<u>273,846</u>	<u>45,708</u>	<u>47,290</u>	<u>47,737</u>	<u>48,815</u>
SALARIED - TOTAL	<u>158,656</u>	<u>158,782</u>	<u>159,459</u>	<u>158,464</u>	<u>149,104</u>	<u>148,771</u>	<u>149,118</u>	<u>148,558</u>	<u>9,552</u>	<u>10,011</u>	<u>10,341</u>	<u>8,906</u>
General Schedule - Total	<u>157,031</u>	<u>156,775</u>	<u>157,213</u>	<u>156,881</u>	<u>148,823</u>	<u>148,451</u>	<u>148,791</u>	<u>148,365</u>	<u>8,208</u>	<u>8,324</u>	<u>8,422</u>	<u>8,516</u>
1	506	407	343	412	360	301	261	332	146	106	82	80
2	4,763	3,802	3,198	3,601	4,362	3,436	2,846	3,175	401	366	332	426
3	19,851	19,470	19,241	18,735	18,681	18,233	17,998	17,449	1,170	1,237	1,243	1,286
4	23,821	23,919	24,343	24,167	22,300	22,391	22,776	22,588	1,521	1,528	1,567	1,579
5	22,221	22,142	21,971	21,708	21,012	20,910	20,718	20,471	1,209	1,232	1,253	1,237
6	6,978	7,035	7,165	7,059	6,543	6,580	6,699	6,594	435	455	466	465
7	13,591	13,947	13,970	13,862	13,201	13,532	13,549	13,444	390	415	421	418
8	1,552	1,577	1,624	1,693	1,449	1,462	1,504	1,575	103	115	120	118
9	20,112	20,352	20,516	20,567	19,474	19,720	19,892	19,947	638	632	624	620
10	948	993	981	998	869	908	889	906	79	85	92	92
11	17,592	17,764	18,056	18,040	16,651	16,814	17,071	17,046	941	950	985	994
12	12,909	13,058	13,200	13,302	12,163	12,300	12,439	12,559	746	758	761	743
13	8,015	8,096	8,320	8,425	7,692	7,757	7,975	8,079	323	339	345	346
14	2,926	2,947	2,990	3,011	2,849	2,872	2,911	2,931	77	75	79	80
15	1,078	1,095	1,120	1,124	1,054	1,069	1,093	1,098	24	26	27	26
16	137	138	141	144	133	134	137	139	4	4	4	5
17	21	23	24	24	21	23	24	24	-	-	-	-
18	10	10	10	9	9	9	9	8	1	1	1	1
Public Law 86-91 - Total	<u>963</u>	<u>1,326</u>	<u>1,568</u>	<u>1,100</u>	-	-	-	-	<u>963</u>	<u>1,326</u>	<u>1,568</u>	<u>1,100</u>
Public Law 313 - Total	<u>123</u>	<u>121</u>	<u>123</u>	<u>119</u>	<u>120</u>	<u>118</u>	<u>119</u>	<u>115</u>	<u>3</u>	<u>3</u>	<u>4</u>	<u>4</u>
Public Law 854 - Total	<u>1</u>	<u>1</u>	<u>1</u>	<u>1</u>	<u>1</u>	<u>1</u>	<u>1</u>	<u>1</u>	-	-	-	-
Public Law 874 - Total	<u>329</u>	<u>353</u>	<u>360</u>	<u>153</u>	<u>153</u>	<u>197</u>	<u>203</u>	<u>71</u>	<u>174</u>	<u>156</u>	<u>157</u>	<u>82</u>
Canal Zone Merit System - Total	<u>204</u>	<u>202</u>	<u>190</u>	<u>204</u>	-	-	-	-	<u>204</u>	<u>202</u>	<u>190</u>	<u>204</u>
Presidential Appointees - Total	<u>5</u>	<u>4</u>	<u>4</u>	<u>6</u>	<u>5</u>	<u>4</u>	<u>4</u>	<u>6</u>	-	-	-	-
WAGE BOARD - TOTAL	<u>158,712</u>	<u>157,917</u>	<u>156,754</u>	<u>164,134</u>	<u>122,556</u>	<u>120,638</u>	<u>119,358</u>	<u>125,225</u>	<u>36,156</u>	<u>37,279</u>	<u>37,396</u>	<u>38,909</u>
Canal Zone Merit System	41	41	41	49	-	-	-	-	41	41	41	49
Wage Board Foreman	10,265	10,292	10,304	10,169	9,652	9,683	9,700	9,569	613	609	604	600
Wage Board Leaders	6,063	6,082	6,023	5,952	5,696	5,716	5,647	5,576	367	366	376	376
Wage Board	108,822	107,163	105,949	112,093	105,055	103,402	102,044	108,068	3,767	3,761	3,905	4,025
Trainees and Others	2,121	1,778	1,909	1,992	2,079	1,764	1,897	1,984	42	14	12	8
Foreign Nationals b/	31,273	32,439	32,408	33,801	-	-	-	-	31,273	32,439	32,408	33,801
Public Law 874	127	122	120	78	74	73	70	28	53	49	50	50
SPECIAL CONSULTANT - TOTAL	<u>31</u>	<u>10</u>	<u>33</u>	<u>63</u>	<u>31</u>	<u>10</u>	<u>33</u>	<u>63</u>	-	-	-	-

a/ Includes Appointments Under President's Youth Opportunity Programs: 30 Sep, 1,020; 31 Dec, 370; 31 Mar, 326; and 30 Jun, 6,701.
 b/ Includes Canal Zone Foreign Nationals: 30 Sep, 835; 31 Dec, 830; 31 Mar, 818; and 30 Jun, 868.

Source: Data Applications Division, Data Services Center, Comptroller of the Air Force

TABLE 138 - CIVILIAN EMPLOYEES BY TYPE OF APPOINTMENT, BY EMPLOYEE GROUP, WORLD-WIDE,
AT END OF QUARTER - FY 1968

LOCATION AND TYPE OF APPOINTMENT	30 SEPTEMBER (1967)	31 DECEMBER	31 MARCH (1968)	30 JUNE
<u>WORLD-WIDE - TOTAL</u>	a/ 317,399	a/ 316,709	a/ 316,246	a/ 322,661
<u>Competitive, Career - Total</u>	203,217	202,902	201,929	199,215
Salaried b/	117,796	118,078	118,275	117,184
Wage Board	85,421	84,824	83,654	82,031
<u>Competitive, Career-Conditional - Total</u>	61,069	61,870	63,203	64,734
Salaried	29,604	29,971	30,709	30,988
Wage Board	31,465	31,899	32,494	33,746
<u>Competitive, Limited Tenure - Total</u>	15,544	13,573	12,586	12,857
Salaried	7,252	6,289	5,766	6,171
Wage Board	8,292	7,284	6,820	6,686
<u>Excepted, Limited, or Conditional - Total</u>	33,638	34,290	34,358	41,664
Salaried c/	2,439	2,697	2,916	2,335
Wage Board	31,199	31,593	31,442	39,329
<u>Excepted, Permanent - Total</u>	3,931	4,074	4,170	4,191
Salaried	1,878	2,000	2,069	2,111
Wage Board	2,053	2,074	2,101	2,080
 <u>CONTINENTAL US - TOTAL</u>	 271,691	 269,419	 268,509	 273,846
<u>Competitive, Career - Total</u>	194,789	194,378	193,372	190,796
Salaried b/	112,672	112,927	113,095	112,082
Wage Board	82,117	81,451	80,277	78,714
<u>Competitive, Career-Conditional - Total</u>	58,230	58,892	60,049	61,484
Salaried	27,801	28,071	28,749	28,970
Wage Board	30,429	30,821	31,300	32,514
<u>Competitive, Limited Tenure - Total</u>	14,020	12,069	11,039	11,216
Salaried	6,282	5,300	4,758	5,069
Wage Board	7,738	6,769	6,281	6,147
<u>Excepted, Limited, or Conditional - Total</u>	3,444	2,805	2,732	8,953
Salaried c/	1,243	1,293	1,322	1,191
Wage Board	2,201	1,512	1,410	7,762
<u>Excepted, Permanent - Total</u>	1,208	1,275	1,317	1,397
Salaried	1,176	1,189	1,227	1,310
Wage Board	32	86	90	87
 <u>OVERSEA - TOTAL</u>	 45,708	 47,290	 47,737	 48,815
<u>Competitive, Career - Total</u>	8,428	8,524	8,557	8,419
Salaried	5,124	5,151	5,180	5,102
Wage Board	3,304	3,373	3,377	3,317
<u>Competitive, Career-Conditional - Total</u>	2,839	2,978	3,154	3,250
Salaried	1,803	1,900	1,960	2,018
Wage Board	1,036	1,078	1,194	1,232
<u>Competitive, Limited Tenure - Total</u>	1,524	1,504	1,547	1,641
Salaried	970	989	1,008	1,102
Wage Board	554	515	539	539
<u>Excepted, Limited, or Conditional - Total</u>	30,194	31,485	31,626	32,711
Salaried c/	1,196	1,404	1,594	1,144
Wage Board	28,998	30,081	30,032	31,567
<u>Excepted, Permanent - Total</u>	2,723	2,799	2,853	2,794
Salaried	702	811	842	801
Wage Board	2,021	1,988	2,011	1,993

a/ Includes Appointments Under President's Youth Opportunity Programs: 30 Sep, 1,020; 31 Dec, 370; 31 Mar, 326; and 30 Jun, 6,701.

b/ Includes Presidential Appointees.

c/ Includes Special Consultants.

Source: Data Applications Division, Data Services Center, Comptroller of the Air Force.

TABLE 139 - WAE (WHEN ACTUALLY EMPLOYED) EMPLOYEES AND PRESIDENTIAL APPOINTEES,
WORLD-WIDE, AT END OF QUARTER - FY 1968

END OF QUARTER AND LOCATION	PRESIDENTIAL APPOINTEES	WAE (SPECIAL CONSULTANTS) a/	WAE (OTHER THAN SPECIAL CONSULTANTS) a/		
			TOTAL	SALARIED	WAGE BOARD
<u>First Quarter (30 SEP 1967) - Total</u>	<u>5</u>	<u>31</u>	<u>426</u>	<u>100</u>	<u>326</u>
Continental US	5	31	375	72	303
Overseas	-	-	51	28	23
<u>Second Quarter - Total</u>	<u>5</u>	<u>10</u>	<u>86</u>	<u>28</u>	<u>58</u>
Continental US	5	10	73	18	55
Overseas	-	-	13	10	3
<u>Third Quarter (31 MAR 1968) - Total</u>	<u>5</u>	<u>33</u>	<u>85</u>	<u>28</u>	<u>57</u>
Continental US	5	33	81	26	55
Overseas	-	-	4	2	2
<u>Fourth Quarter - Total</u>	<u>6</u>	<u>63</u>	<u>80</u>	<u>16</u>	<u>64</u>
Continental US	6	63	77	16	61
Overseas	-	-	3	-	3

a/ Figures represent personnel who worked for any length of time during the month.

Source: Data Applications Division, Data Services Center, Comptroller of the Air Force.

TABLE 140 - DEPARTMENTAL CIVILIAN EMPLOYEES BY TYPE OF EMPLOYEE, BY EMPLOYEE GROUP, AT END OF QUARTER - FY 1968

(In the table below, Competitive Career includes Presidential Appointees; Excepted, Limited, and Conditional includes Special Consultants.)

TYPE OF APPOINTMENT	30 SEPTEMBER (1967)		31 DECEMBER		31 MARCH (1968)		30 JUNE	
	Salaried	Wage Board	Salaried	Wage Board	Salaried	Wage Board	Salaried	Wage Board
<u>TOTAL</u>	<u>3,412</u>	<u>11</u>	<u>3,415</u>	<u>8</u>	<u>3,450</u>	<u>8</u>	<u>3,456</u>	<u>141</u>
Competitive, Career a/	2,601	-	2,590	-	2,606	-	2,606	2
Competitive, Career-Conditional	694	5	731	5	752	5	672	3
Competitive, Limited Tenure	62	-	46	-	34	-	118	58
Excepted, Limited or Conditional	27	6	20	3	29	3	31	78
Excepted, Permanent	28	-	28	-	29	-	29	-

a/ Includes 2 departmental civilian employees assigned overseas.

Source: Data Applications Division, Data Services Center, Comptroller of the Air Force.

TABLE 141 - CIVILIAN EMPLOYEES WITH VETERANS PREFERENCE, BY PREFERENCE POINTS WITHIN MAJOR AIR COMMANDS, WORLD-WIDE, AT END OF QUARTER - FY 1968

COMMAND	30 SEPTEMBER 1968		31 DECEMBER		31 MARCH 1968		30 JUNE	
	5 and 10 Point Vets	10 Point Vets	5 and 10 Point Vets	10 Point Vets	5 and 10 Point Vets	10 Point Vets	5 and 10 Point Vets	10 Point Vets
WORLD-WIDE - TOTAL	156,575	27,783	157,067	27,849	156,982	27,996	156,677	27,850
CONTINENTAL US - TOTAL	150,728	27,102	151,065	27,162	150,786	27,286	150,199	27,066
Aeronautical Chart and Information Center	2,263	329	2,296	338	2,292	339	2,277	337
Aerospace Defense Command	7,523	1,385	7,943	1,467	8,039	1,482	8,044	1,514
Air Force Accounting and Finance Center	701	207	730	217	739	211	730	204
Air Force Communications Service	1,543	348	1,517	338	1,492	329	1,442	291
Air Force Data Systems Command	-	-	-	-	87	11	91	10
Air Force Logistics Command	69,260	11,547	68,769	11,492	68,708	11,524	68,644	11,368
Air Force Systems Command	17,407	3,155	17,374	3,147	17,550	3,188	17,571	3,201
Air Training Command	12,043	2,456	11,963	2,463	11,940	2,469	11,884	2,454
Air University	1,311	309	1,303	313	1,307	315	1,333	322
Continental Air Command	6,428	687	6,474	693	5,725	659	5,708	650
Headquarters Command, USAF	2,971	563	3,023	575	3,004	593	3,037	601
Headquarters US Air Force	1,227	221	1,230	224	1,246	225	1,209	218
Military Airlift Command	9,039	1,754	9,153	1,753	9,352	1,790	8,996	1,734
Office of Aerospace Research	651	105	665	105	678	109	686	113
Strategic Air Command	10,051	2,221	10,445	2,263	10,460	2,287	10,179	2,243
Tactical Air Command	6,410	1,463	6,287	1,425	6,227	1,408	6,405	1,453
USAF Academy	1,179	215	1,166	214	1,200	215	1,222	220
USAF Security Service	721	137	727	135	740	132	741	133
OVERSEA - TOTAL	5,847	681	6,002	687	6,196	710	6,478	784
Aeronautical Chart and Information Center	3	-	3	-	3	-	7	2
Aerospace Defense Command	27	2	26	3	27	3	30	5
Air Force Communications Service	410	46	427	45	422	40	478	57
Air Force Logistics Command	452	43	472	48	467	47	457	48
Air Force Systems Command	16	1	17	1	18	1	22	1
Air Training Command	-	-	-	-	-	-	-	-
Alaskan Air Command	1,109	131	1,131	136	1,187	142	1,211	174
Continental Air Command	-	-	-	-	-	-	-	-
Headquarters Command, USAF	52	10	57	9	57	9	61	11
Headquarters US Air Force	-	-	-	-	1	-	1	-
Military Airlift Command	577	53	580	53	600	54	608	49
Office of Aerospace Research	-	-	-	-	1	-	1	-
Pacific Air Forces	1,863	249	1,938	250	2,036	270	2,235	283
Strategic Air Command	444	28	438	29	444	30	427	30
US Air Forces, Europe	785	102	803	98	821	101	820	105
USAF Security Service	38	9	38	8	39	7	40	10
USAF Southern Command	71	7	72	7	73	6	80	9

Source: Data Applications Division, Data Services Center, Comptroller of the Air Force.

TABLE 142 - CIVILIAN EMPLOYEES BY SEX, BY LOCATION, WORLD-WIDE, AT END OF QUARTER - FY 1968

SEX CATEGORY BY COMMAND	30 SEPTEMBER (1967)	31 DECEMBER	31 MARCH (1968)	30 JUNE
WORLD-WIDE				
<u>TOTAL</u>	a/ 317,399	a/ 316,709	a/ 316,246	a/ 322,661
MALE - TOTAL	226,031	225,770	224,937	229,402
FEMALE - TOTAL	91,368	90,939	91,309	93,259
CONTINENTAL US				
<u>CONTINENTAL US - TOTAL</u>	271,691	269,419	268,509	273,846
MALE - TOTAL	191,662	190,586	189,578	192,932
FEMALE - TOTAL	80,029	78,833	78,931	80,914
<u>Aeronautical Chart and Information Center - Total</u>	3,933	3,965	3,952	4,071
Male	3,008	3,031	3,019	3,038
Female	925	934	933	1,033
<u>Aerospace Defense Command - Total</u>	13,120	13,601	13,843	14,236
Male	8,858	9,265	9,316	9,532
Female	4,262	4,336	4,527	4,704
<u>Air Force Accounting and Finance Division - Total</u>	1,747	1,847	1,886	1,927
Male	727	760	772	790
Female	1,020	1,087	1,114	1,137
<u>Air Force Communications Service - Total</u>	3,497	3,404	3,356	3,377
Male	1,382	1,366	1,350	1,380
Female	2,115	2,038	2,006	1,997
<u>Air Force Data Systems Design Center - Total</u>	-	-	164	178
Male	-	-	99	105
Female	-	-	65	73
<u>Air Force Logistics Command - Total</u>	125,376	123,282	122,541	124,173
Male	94,650	93,361	92,837	93,790
Female	30,726	29,921	29,704	30,383
<u>Air Force Systems Command - Total</u>	32,441	32,254	32,427	33,219
Male	22,276	22,166	22,333	22,812
Female	10,165	10,088	10,094	10,407
<u>Air Training Command - Total</u>	20,996	20,742	20,680	22,143
Male	14,213	13,967	13,942	15,023
Female	6,783	6,775	6,738	7,120
<u>Air University - Total</u>	2,505	2,475	2,468	2,640
Male	1,476	1,465	1,460	1,572
Female	1,029	1,010	1,008	1,068
<u>Continental Air Command - Total</u>	9,061	9,091	8,255	8,357
Male	6,904	6,947	6,135	6,175
Female	2,157	2,144	2,120	2,182
<u>Headquarters Command, USAF - Total</u>	6,435	6,488	6,413	6,604
Male	3,519	3,598	3,552	3,676
Female	2,916	2,890	2,861	2,928
<u>Headquarters US Air Force - Total</u>	3,421	3,421	3,456	3,595
Male	1,479	1,472	1,488	1,501
Female	1,942	1,949	1,968	2,094
<u>Military Airlift Command - Total</u>	14,387	14,601	14,759	14,387
Male	10,239	10,412	10,500	10,286
Female	4,148	4,189	4,259	4,101

TABLE 142 - CIVILIAN EMPLOYEES BY SEX, BY LOCATION, WORLD-WIDE, AT END OF QUARTER
FY 1968 (CONTINUED)

SEX CATEGORY BY COMMAND	30 SEPTEMBER (1967)	31 DECEMBER	31 MARCH (1968)	30 JUNE
CONTINENTAL US (Continued)				
<u>Office of Aerospace Research - Total</u>	1,441	1,448	1,474	1,475
Male	1,060	1,076	1,104	1,114
Female	381	372	370	361
<u>Strategic Air Command - Total</u>	18,265	18,658	18,612	18,421
Male	11,851	12,326	12,274	12,064
Female	6,414	6,332	6,338	6,357
<u>Tactical Air Command - Total</u>	11,933	11,037	10,998	11,651
Male	7,765	7,130	7,070	7,634
Female	4,168	3,907	3,928	4,017
<u>USAF Academy - Total</u>	1,844	1,826	1,924	2,022
Male	1,437	1,426	1,491	1,548
Female	407	400	433	474
<u>USAF Security Services - Total</u>	1,289	1,279	1,301	1,370
Male	818	818	836	892
Female	471	461	465	478
OVERSEAS				
<u>OVERSEAS - TOTAL</u>	45,708	47,290	47,737	48,815
<u>MALE - TOTAL</u>	34,369	35,184	35,399	36,470
<u>FEMALE - TOTAL</u>	11,339	12,106	12,378	12,345
<u>Aeronautical Charts and Information Center - Total</u>	12	14	12	15
Male	3	3	3	6
Female	9	11	9	9
<u>Air Force Communications Service - Total</u>	1,698	1,675	1,611	1,835
Male	807	792	786	858
Female	891	883	825	977
<u>Aerospace Defense Command - Total</u>	317	331	332	257
Male	298	308	309	235
Female	19	23	23	22
<u>Air Force Logistics Command - Total</u>	805	825	808	772
Male	640	658	645	612
Female	165	167	162	160
<u>Air Force Systems Command - Total</u>	67	69	67	79
Male	31	32	31	37
Female	36	37	36	42
<u>Air Training Command - Total</u>	1	1	2	2
Male	-	-	-	-
Female	1	1	2	2
<u>Alaskan Air Command - Total</u>	2,298	2,344	2,443	2,523
Male	1,571	1,562	1,627	1,683
Female	727	782	816	840
<u>Continental Air Command - Total</u>	3	4	4	4
Male	-	-	-	-
Female	3	4	4	4
<u>Headquarters Command, USAF - Total</u>	413	506	509	505
Male	223	286	290	291
Female	190	220	219	214

TABLE 142 - CIVILIAN EMPLOYEES BY SEX, BY LOCATION, WORLD-WIDE, AT END OF QUARTER
FY 1968 (CONTINUED)

SEX CATEGORY BY COMMAND	30 SEPTEMBER (1967)	31 DECEMBER	31 MARCH (1968)	30 JUNE
	OVERSEAS (Continued)			
<u>Headquarters US Air Force - Total</u>	2	2	2	2
Male	1	1	1	1
Female	1	1	1	1
<u>Military Airlift Command - Total</u>	3,126	3,219	3,300	3,306
Male	2,647	2,725	2,769	2,786
Female	479	494	531	520
<u>Office of Aerospace Research - Total</u>	18	23	26	26
Male	3	3	6	6
Female	15	20	20	20
<u>Pacific Air Forces - Total</u>	28,470	29,835	30,030	30,949
Male	21,885	22,630	22,623	23,730
Female	6,585	7,205	7,407	7,219
<u>Strategic Air Command - Total</u>	2,258	2,158	2,281	2,114
Male	1,732	1,652	1,720	1,645
Female	526	506	561	469
<u>US Air Forces in Europe - Total</u>	4,498	4,550	4,593	4,660
Male	3,146	3,129	3,152	3,152
Female	1,352	1,421	1,441	1,508
<u>USAF Security Service - Total</u>	661	682	685	661
Male	541	564	566	554
Female	120	118	119	107
<u>USAF Southern Command - Total</u>	1,061	1,052	1,032	1,105
Male	841	839	830	874
Female	220	213	202	231

a/ Includes Appointments Under President's Youth Opportunity Programs: 30 Sep, 1,020; 31 Dec, 370; 31 Mar, 326; and 30 Jul, 6,701.

Source: Data Applications Division, Data Services Center, Comptroller of the Air Force.

TABLE 143 - CIVILIAN EMPLOYEES BY CITIZENSHIP OR NONCITIZENSHIP STATUS, BY COMMAND OVERSEAS,
AT END OF QUARTER - FY 1968

LOCATION AND CITIZENSHIP CATEGORY	30 SEPTEMBER (1967)	31 DECEMBER	31 MARCH (1968)	30 JUNE
<u>TOTAL</u>	<u>45,708</u>	<u>47,290</u>	<u>47,737</u>	<u>48,815</u>
<u>TERRITORIES OF THE U.S. a/ - TOTAL</u>	<u>9,250</u>	<u>9,311</u>	<u>9,493</u>	<u>9,749</u>
US CITIZENS - TOTAL	8,396	8,474	8,670	8,876
NON-US CITIZENS - TOTAL	854	837	823	873
<u>FOREIGN COUNTRIES - TOTAL</u>	<u>36,458</u>	<u>37,979</u>	<u>38,244</u>	<u>39,066</u>
US CITIZENS - TOTAL	6,024	6,377	6,657	6,137
NON-US CITIZENS - TOTAL	30,434	31,602	31,587	32,929
<u>Aeronautical Chart and Information Center - Total</u>	<u>12</u>	<u>14</u>	<u>12</u>	<u>15</u>
<u>Territories of the U.S. - Total</u>	<u>8</u>	<u>10</u>	<u>8</u>	<u>8</u>
US Citizens	7	9	7	7
Non-US Citizens	1	1	1	1
<u>Foreign Countries - Total</u>	<u>4</u>	<u>4</u>	<u>4</u>	<u>7</u>
US Citizens	4	4	4	7
Non-US Citizens	-	-	-	-
<u>Aerospace Defense Command - Total</u>	<u>317</u>	<u>331</u>	<u>332</u>	<u>257</u>
<u>Territories of the U.S. - Total</u>	<u>43</u>	<u>40</u>	<u>41</u>	<u>45</u>
US Citizens	43	40	41	45
Non-US Citizens	-	-	-	-
<u>Foreign Countries - Total</u>	<u>274</u>	<u>291</u>	<u>291</u>	<u>212</u>
US Citizens	12	12	17	16
Non-US Citizens	262	279	274	196
<u>Air Force Communications Service - Total</u>	<u>1,698</u>	<u>1,675</u>	<u>1,611</u>	<u>1,835</u>
<u>Territories of the U.S. - Total</u>	<u>792</u>	<u>769</u>	<u>712</u>	<u>906</u>
US Citizens	788	764	709	902
Non-US Citizens	4	5	3	4
<u>Foreign Countries - Total</u>	<u>906</u>	<u>906</u>	<u>899</u>	<u>929</u>
US Citizens	371	388	374	381
Non-US Citizens	535	518	525	548
<u>Air Force Logistics Command - Total</u>	<u>805</u>	<u>825</u>	<u>808</u>	<u>772</u>
<u>Territories of the U.S. - Total</u>	<u>264</u>	<u>289</u>	<u>272</u>	<u>268</u>
US Citizens	264	289	272	268
Non US Citizens	-	-	-	-
<u>Foreign Countries - Total</u>	<u>541</u>	<u>536</u>	<u>536</u>	<u>504</u>
US Citizens	465	458	466	441
Non-US Citizens	76	78	70	63
<u>Air Force Systems Command - Total</u>	<u>67</u>	<u>69</u>	<u>67</u>	<u>79</u>
<u>Territories of the U.S. - Total</u>	<u>27</u>	<u>25</u>	<u>20</u>	<u>29</u>
US Citizens	26	24	20	29
Non-US Citizens	1	1	-	-
<u>Foreign Countries - Total</u>	<u>40</u>	<u>44</u>	<u>47</u>	<u>50</u>
US Citizens	31	34	36	40
Non-US Citizens	9	10	11	10

TABLE 143 - CIVILIAN EMPLOYEES BY CITIZENSHIP OR NONCITIZENSHIP STATUS, BY COMMAND OVERSEAS,
AT END OF QUARTER - FY 1968 (CONTINUED)

LOCATION AND CITIZENSHIP CATEGORY	30 SEPTEMBER (1967)	31 DECEMBER	31 MARCH (1968)	30 JUNE
<u>Air Training Command - Total</u>	<u>1</u>	<u>1</u>	<u>2</u>	<u>2</u>
<u>Territories of the U.S. - Total</u>	<u>1</u>	<u>1</u>	<u>2</u>	<u>2</u>
US Citizens	1	1	2	2
Non-US Citizens	-	-	-	-
<u>Foreign Countries - Total</u>	-	-	-	-
US Citizens	-	-	-	-
Non-US Citizens	-	-	-	-
<u>Alaskan Air Command - Total</u>	<u>2,298</u>	<u>2,344</u>	<u>2,443</u>	<u>2,523</u>
US Citizens	2,298	2,344	2,443	2,523
Non-US Citizens	-	-	-	-
<u>Continental Air Command - Total</u>	<u>3</u>	<u>4</u>	<u>4</u>	<u>4</u>
<u>Territories of the U.S. - Total</u>	<u>3</u>	<u>4</u>	<u>4</u>	<u>4</u>
US Citizens	3	4	4	4
Non-US Citizens	-	-	-	-
<u>Headquarters Command, USAF - Total</u>	<u>413</u>	<u>506</u>	<u>509</u>	<u>505</u>
<u>Territories of the U.S.</u>	<u>43</u>	<u>60</u>	<u>52</u>	<u>53</u>
US Citizens	43	60	52	53
Non-US Citizens	-	-	-	-
<u>Foreign Countries - Total</u>	<u>370</u>	<u>446</u>	<u>457</u>	<u>452</u>
US Citizens	156	153	167	166
Non-US Citizens	214	293	290	286
<u>Headquarters US Air Force - Total</u>	<u>2</u>	<u>2</u>	<u>2</u>	<u>2</u>
<u>Foreign Countries - Total</u>	<u>2</u>	<u>2</u>	<u>2</u>	<u>2</u>
US Citizens	2	2	2	2
Non-US Citizens	-	-	-	-
<u>Military Airlift Command - Total</u>	<u>3,126</u>	<u>3,219</u>	<u>3,300</u>	<u>3,306</u>
<u>Territories of the U.S. - Total</u>	<u>734</u>	<u>752</u>	<u>815</u>	<u>835</u>
US Citizens	732	750	813	833
Non-US Citizens	2	2	2	2
<u>Foreign Countries - Total</u>	<u>2,392</u>	<u>2,467</u>	<u>2,485</u>	<u>2,471</u>
US Citizens	384	376	349	336
Non-US Citizens	2,008	2,091	2,136	2,135
<u>Office of Aerospace Research - Total</u>	<u>18</u>	<u>23</u>	<u>26</u>	<u>26</u>
<u>Foreign Countries - Total</u>	<u>18</u>	<u>23</u>	<u>26</u>	<u>26</u>
US Citizens	-	7	8	8
Non-Citizens	18	16	18	18
<u>Pacific Air Forces - Total</u>	<u>28,470</u>	<u>29,835</u>	<u>30,030</u>	<u>30,949</u>
<u>Territories of the U.S. - Total</u>	<u>2,410</u>	<u>2,484</u>	<u>2,569</u>	<u>2,568</u>
US Citizens	2,406	2,482	2,568	2,566
Non-US Citizens	4	2	1	2
<u>Foreign Countries - Total</u>	<u>26,060</u>	<u>27,351</u>	<u>27,461</u>	<u>28,381</u>
US Citizens	2,636	2,902	3,151	2,627
Non-US Citizens	23,424	24,449	24,310	25,754

TABLE 143 - CIVILIAN EMPLOYEES BY CITIZENSHIP OR NONCITIZENSHIP STATUS, BY COMMAND OVERSEAS,
AT END OF QUARTER - FY 1968

LOCATION AND CITIZENSHIP CATEGORY	30 SEPTEMBER (1967)	31 DECEMBER	31 MARCH (1968)	30 JUNE
<u>Strategic Air Command - Total</u>	<u>2,258</u>	<u>2,158</u>	<u>2,281</u>	<u>2,114</u>
<u>Territories of the U.S. - Total</u>	<u>1,550</u>	<u>1,464</u>	<u>1,505</u>	<u>1,388</u>
US Citizens	1,334	1,460	1,501	1,366
Non-US Citizens	14	4	4	2
<u>Foreign Countries - Total</u>	<u>708</u>	<u>694</u>	<u>776</u>	<u>726</u>
US Citizens	7	7	16	24
Non-US Citizens	701	687	760	702
<u>US Air Forces in Europe - Total</u>	<u>4,498</u>	<u>4,550</u>	<u>4,593</u>	<u>4,660</u>
<u>Foreign Countries - Total</u>	<u>4,498</u>	<u>4,550</u>	<u>4,593</u>	<u>4,660</u>
US Citizens	1,852	1,931	1,963	1,995
Non-US Citizens	2,646	2,619	2,630	2,665
<u>USAF Security Service - Total</u>	<u>661</u>	<u>682</u>	<u>685</u>	<u>661</u>
<u>Territories of the U.S. - Total</u>	<u>16</u>	<u>17</u>	<u>18</u>	<u>15</u>
US Citizens	16	17	18	15
Non-US Citizens	-	-	-	-
<u>Foreign Countries - Total</u>	<u>645</u>	<u>665</u>	<u>667</u>	<u>646</u>
US Citizens	104	103	104	94
Non-US Citizens	541	562	563	552
<u>USAF Southern Command - Total</u>	<u>1,061</u>	<u>1,052</u>	<u>1,032</u>	<u>1,105</u>
<u>Territories of the U.S. - Total</u>	<u>1,061</u>	<u>1,052</u>	<u>1,032</u>	<u>1,105</u>
US Citizens	233	230	220	243
Non-Citizens	828	822	812	862
<u>Foreign Countries - Total</u>	-	-	-	-
US Citizens	-	-	-	-
Non-US Citizens	-	-	-	-

a/ Territories include Alaska and Hawaii.

Source: Data Applications Division, Data Services Center, Comptroller of the Air Force.

TABLE 144 - DEPARTMENTAL CIVILIAN EMPLOYEES BY TYPE OF SERVICE, AT END OF QUARTER - FY 1968

TYPE OF SERVICE	30 SEPTEMBER (1967)	31 DECEMBER	31 MARCH (1968)	30 JUNE
TOTAL	<u>3,423</u>	<u>3,423</u>	<u>3,458</u>	<u>3,597</u>
General Schedule <u>a/</u>	3,376	3,387	3,411	3,416
Presidential Appointees	5	4	4	6
Public Law 313	18	18	19	18
Public Law 854	1	1	1	1
Special Consultants	12	5	15	15
Wage Board	11	8	8	141

a/ Includes 2 civilians in Headquarters US Air Force, Overseas

Source: Data Applications Division, Data Services Center, Comptroller of the Air Force

TABLE 145 - DEPARTMENTAL CIVILIAN EMPLOYEES WITH VETERANS PREFERENCE, BY PREFERENCE POINTS AT END OF QUARTER - FY 1968

VETERANS' PREFERENCE	30 SEPTEMBER (1967)	31 DECEMBER	31 MARCH (1968)	30 JUNE
TOTAL	<u>1,227</u>	<u>1,230</u>	<u>1,247</u>	<u>1,210</u>
10 Point	221	224	225	218
5 Point	1,006	1,006	1,022	992

Source: Data Applications Division, Data Services Center, Comptroller of the Air Force

TABLE 146 - PHYSICALLY IMPAIRED CIVILIAN EMPLOYEES, WORLD-WIDE, 30 JUNE 1963 THROUGH 30 JUNE 1967
AND BY TYPE OF PHYSICAL IMPAIRMENT, WORLD-WIDE, 30 JUNE 1968

DATE	WORLD-WIDE	CONTINENTAL US	OVERSEAS
30 JUNE 1963 - TOTAL	19,966	19,622	344
30 JUNE 1964 - TOTAL	20,861	20,523	338
30 JUNE 1965 - TOTAL	21,776	21,437	339
30 JUNE 1966 - TOTAL	22,895	22,544	351
30 JUNE 1967 - TOTAL	a/		
DATE AND TYPE OF PHYSICAL IMPAIRMENT	WORLD-WIDE	CONTINENTAL US	OVERSEAS
<u>30 JUNE 1968 - TOTAL</u>	<u>23,917</u>	<u>23,547</u>	<u>370</u>
Amputation - 1 extremity	710	693	17
Amputation - 2 or more extremities	207	204	3
Deformity or impaired function - upper extremity or back . .	1,444	1,412	32
Deformity or impaired function - lower extremity or back . .	4,364	4,306	58
Vision - best corrected vision of poorer eye not more than 20/200	2,061	2,021	40
Vision - best corrected vision of better eye not more than 20/200	264	256	8
Hearing - some in 1 ear, none in other	443	432	11
Hearing - in both ears and more than 12/20 in better ear without aid	1,117	1,099	18
Hearing - 0/20 in each ear, including speech malfunction . .	619	617	2
Tuberculosis - Inactive pulmonary	1,066	1,022	44
Organic Heart Disease (compensated)	2,353	2,323	30
Diabetes - controlled	1,252	1,227	25
Epilepsy - adequately controlled	217	211	6
History of emotional or behavioral problems requiring special placement effort	483	473	10
Mentally Retarded	309	307	2
Other recurrent or chronic conditions not included above but requiring selective placement	7,008	6,944	64

a/ Statistical data not available for 30 June 1967 (See Par. 2 of Introduction).

Source: Data Applications Division, Data Services Center, Comptroller of the Air Force

TABLE 147 -- ACCESSIONS OF USAF CIVILIAN EMPLOYEES BY TYPE, WORLD WIDE, BY QUARTER FY 1968

LOCATION AND ACCESSIONS BY TYPE	TOTAL	FIRST QUARTER	SECOND QUARTER	THIRD QUARTER	FOURTH QUARTER
<u>WORLD-WIDE - TOTAL</u>	<u>31,830</u>	<u>8,067</u>	<u>4,577</u>	<u>5,086</u>	<u>14,100</u>
CAREER APPOINTMENT - TOTAL	53	11	11	22	9
CAREER-CONDITIONAL APPOINTMENT - TOTAL	4,876	1,231	686	1,041	1,918
EXCEPTED APPOINTMENT - TOTAL	17,479	4,461	2,190	1,232	9,596
OTHER TEMPORARY APPOINTMENTS - TOTAL	2,470	503	415	442	1,110
REEMPLOYED - PREVIOUS FEDERAL SERVICE - TOTAL	2,576	859	622	674	421
RETURNED TO DUTY OR PAY STATUS - TOTAL	1,499	286	121	1,083	9
TEMPORARY APPOINTMENTS FROM CIVIL SERVICE REGISTER - TOTAL	1,436	295	203	236	702
TEMPORARY APPOINTMENTS PENDING CIVIL SERVICE REGISTER - TOTAL	150	54	36	27	33
TRANSFERS FROM OTHER FEDERAL AGENCIES - TOTAL	1,291	367	293	329	302
<u>CONTINENTAL US - TOTAL</u>	<u>a/16,546</u>	<u>b/</u>	<u>2,244</u>	<u>3,573</u>	<u>10,729</u>
Career Appointment	41		10	22	9
Career-Conditional Appointment	3,466		630	986	1,850
Excepted Appointment	6,912		162	154	6,596
Other Temporary Appointments	1,638		334	354	950
Reemployed - Previous Federal Service	1,499		506	620	373
Returned to Duty or Pay Status	1,011		116	888	7
Temporary Appointments from Civil Service Register	1,043		189	214	640
Temporary Appointments Pending Civil Service Register	92		35	26	31
Transfers from Other Federal Agencies	844		262	309	273
<u>OVERSEA - TOTAL</u>	<u>a/ 7,217</u>	<u>b/</u>	<u>2,333</u>	<u>1,513</u>	<u>3,371</u>
Career Appointment	1		1	-	-
Career-Conditional Appointment	179		56	55	68
Excepted Appointment	6,106		2,028	1,078	3,000
Other Temporary Appointments	329		81	88	160
Reemployed - Previous Federal Service	218		116	54	48
Returned to Duty or Pay Status	202		5	195	2
Temporary Appointments from Civil Service Register	98		14	22	62
Temporary Appointments Pending Civil Service Register	4		1	1	2
Transfers from Other Federal Agencies	80		31	20	29

a/ Does not include data for First Quarter. (See Footnote "b")

b/ Statistical data by accessions not available by area breakout for First Quarter (See para 2 of Introduction).

SOURCE: Data Applications Division, Data Services Center, Comptroller of the Air Force

TABLE 148 - SEPARATIONS OF USAF CIVILIAN EMPLOYEES BY TYPE, WORLD-WIDE, BY QUARTER - FY 1968

LOCATION AND SEPARATIONS BY TYPE	TOTAL	FIRST QUARTER	SECOND QUARTER	THIRD QUARTER	FOURTH QUARTER
<u>WORLD-WIDE - TOTAL</u>	<u>27,521</u>	<u>11,122</u>	<u>4,160</u>	<u>4,661</u>	<u>7,578</u>
DISPLACEMENT OF INDEFINITE APPOINTEES - TOTAL	15	1	1	10	3
DISQUALIFICATION, INEFFICIENCY, MISCONDUCT, DELINQUENT, OTHER	518	152	116	127	123
EXTENDED LEAVE WITHOUT PAY - TOTAL	1,940	377	269	342	952
REDUCTION IN FORCE - TOTAL	595	138	51	78	328
RESIGNATIONS - TOTAL	11,807	5,339	1,643	2,141	2,684
RETIREMENT, LEGAL INCOMPETENCE, DISABILITY, DEATH - TOTAL	1,758	435	402	528	393
SUSPENSION, MILITARY FURLOUGH - TOTAL	4	-	-	3	1
TERMINATION OF TEMPORARY OR EXCEPTED APPOINTMENT - TOTAL	8,871	4,178	1,392	1,046	2,255
TRANSFERS TO OTHER FEDERAL AGENCIES - TOTAL	2,013	502	286	386	839
<u>CONTINENTAL US - TOTAL</u>	a/ <u>12,570</u>	b/	<u>2,960</u>	<u>3,721</u>	<u>5,889</u>
Displacement of Indefinite Appointees	13		1	9	3
Disqualification, Inefficiency, Misconduct, Delinquent, Other	230		59	79	92
Extended Leave Without Pay	1,059		235	305	519
Reduction in Force	333		33	50	250
Resignations	4,621		1,125	1,502	1,994
Retirement, Legal Incompetence, Disability, Death	1,244		384	505	355
Suspension, Military Furlough	4		-	3	1
Termination of Temporary or Excepted Appointment	3,666		867	911	1,888
Transfers to Other Federal Agencies	1,400		256	357	787
<u>OVERSEA - TOTAL</u>	a/ <u>3,829</u>	b/	<u>1,200</u>	<u>940</u>	<u>1,689</u>
Displacement of Indefinite Appointees	1		-	1	-
Disqualification, Inefficiency, Misconduct, Delinquent, Other	136		57	48	31
Extended Leave Without Pay	71		34	37	-
Reduction in Force	479		18	28	433
Resignations	1,235		518	639	78
Retirement, Legal Incompetence, Disability, Death	731		18	23	690
Suspension, Military Furlough	38		-	-	38
Termination of Temporary or Excepted Appointment	1,027		525	135	367
Transfers to Other Federal Agencies	111		30	29	52

a/ Does not include Separations for First Quarter. (See Footnote "b").

b/ Statistical data by separations not available by Area Breakout for First Quarter. (See para 2 of Introduction).

Source: Data Applications Division, Data Services Center, Comptroller of the Air Force

TABLE 149 - AIR FORCE AID SOCIETY SUMMARIES, FOR MILITARY UNITS, WORLD-WIDE FY 1968

(The total amount of loans outstanding as of 30 June 1968 amounted to \$817,073 of which it is estimated that \$238,151 will not be collected for various reasons. Between 1 March 1946 and 30 June 1968, \$1,933,355 has been written off as uncollectible, due to death or subsequent financial difficulties of the borrowers. This results in total assistance to date of \$6,986,467 of which repayment cannot be expected.)

ACTIVITY	FISCAL YEAR 1968	1 MARCH 1946 THROUGH 30 JUNE 1968
<u>EXCESS RECEIPTS OVER DISBURSEMENTS - TOTAL</u>	\$ 298,057	\$ 7,391,183
Receipts (Excluding Loan Repayment) - Total	711,025	15,406,429
Memberships and Donations of All Kinds	711,025	13,913,462 a/
Fund Raising Activities (Carnivals, Shows, Dances, etc)	-	1,492,967
<u>Disbursements (Net) - Total</u>	412,968	8,015,246
Operating Expenses (Forms, Bank Charges, etc)	14,360	211,018
Grants	471,144	5,054,912
Loans (Excess over Repayments)	(72,536)	2,749,316
<u>EXCESS LOANS OVER PAYMENTS - TOTAL</u>	(72,536)	2,749,316
Loans Made	1,156,056	34,428,446
Loans Repaid	1,228,592	31,679,130
<u>CASES ASSISTED - TOTAL</u>	11,735	430,824
Number of Loans Made	8,679	396,655
Number of Grants Made	3,056	34,169

a/ Includes donations and memorials to the General Henry H. Arnold Educational Fund of \$1,872,369. National Headquarters has given assistance in the amount of \$5,428,988 from the Educational Fund. Total assistance from both funds since 1946 was \$44,912,346.

Source: Air Force Aid Society, National Headquarters.

TABLE 150 - SUMMARY OF USAF CIVILIAN RETIREMENT FUND TRANSACTIONS FOR THE CALENDAR YEAR ENDED - 31 DECEMBER 1967

(Civilian Retirement Fund Transactions are reported only on A Calendar Year Basis)

SUMMARY NOMENCLATURE	CALENDAR YEAR 1967
<u>Current Year Payments to Retirement Fund - Total</u>	\$269,661,063.61
Current Year Employee Deductions	\$134,701,778.38
Current Year Air Force Contribution	\$134,959,285.23 a/
<u>Cumulative Year-End Total Retirement Deductions</u>	\$908,595,829.82
<u>Year-End Total of Active Accounts (Number)</u>	280,200

a/ Variance from employee deductions results from adjustment for current and prior year transactions.

Source: Pay and Travel Division, Assistant Comptroller for Accounting and Finance

TABLE 151 - EMPLOYED STRENGTH OF CIVILIAN PERSONNEL IN SOUTHEAST ASIA (SEA)
AT END OF QUARTER - FY 1967 AND FY 1968

PERSONNEL BY LOCATION	FIRST QUARTER	SECOND QUARTER	THIRD QUARTER	FOURTH QUARTER
FY 1967				
<u>TOTAL SOUTH EAST ASIA . . .</u>	<u>6,406</u>	<u>8,924</u>	<u>14,622</u>	<u>14,907</u>
Citizens of US	112	125	141	198
Non-US Citizens	6,294	8,799	14,481	14,709
<u>Thailand</u>	<u>4,316</u>	<u>4,539</u>	<u>6,929</u>	<u>7,098</u>
Citizens of US	42	50	59	105
Non-US Citizens	4,274	4,489	6,900	6,993
<u>South Vietnam</u>	<u>2,090</u>	<u>4,385</u>	<u>7,663</u>	<u>7,809</u>
Citizens of US	70	75	82	93
Non-US Citizens	2,020	4,310	7,581	7,716
FY 1968				
<u>TOTAL SOUTH EAST ASIA . . .</u>	<u>14,458</u>	<u>15,605</u>	<u>14,969</u>	<u>15,473</u>
Citizens of US	158	159	159	157
Non-US Citizens	14,300	15,446	14,810	15,316
<u>Thailand</u>	<u>4,166</u>	<u>4,178</u>	<u>4,170</u>	<u>4,731</u>
Citizens of US	68	67	66	66
Non-US Citizens	4,098	4,111	4,104	4,665
<u>South Vietnam</u>	<u>10,292</u>	<u>11,427</u>	<u>10,799</u>	<u>10,742</u>
Citizens of US	90	92	93	91
Non-US Citizens	10,202	11,335	10,706	10,651

Source: Data Applications Division, Data Services Center, Comptroller of the Air Force

MEDICAL

PART I

DEFINITIONS

ADMISSION - When applied to: (1) Active duty military personnel, the term indicates that the individual has been placed under treatment as a quarters patient or as a hospital bed occupant on an excused-from-duty basis. (2) A civilian patient, the term indicates that a patient has entered a hospital as a bed occupant, for some form of treatment.

ADMISSION RATE - The admission rate is a measure which indicates the frequency with which military patients are excused from duty for medical reasons. Hence, the admission rate is based on admissions from duty. These are annual admission rates, which show the number of admissions that would occur during a 365 day year if admissions occurred throughout an entire year at the same frequency as in the period of observation. The annual admission rate per thousand average strength is computed as follows:

$$\frac{\text{Number of admissions during the period} \times \text{Number of such periods in a year} \times 1,000}{\text{Mean strength during the period}}$$

AIR FORCE PERSONNEL - Air Force military personnel on extended active duty, not including Air Force Academy cadets or personnel on active duty for training.

AVERAGE OCCUPIED BEDS - The average of the numbers of patients occupying beds in hospitals and Class "A" dispensaries as of midnight of each day in the period.

COMPLETE PHYSICAL EXAMINATIONS - Complete physical examinations include only those recorded on the Report of Medical Examination (Standard Form 88); physical inspections of food handlers or barbers are not included nor are examinations of personnel who are ill.

HOSPITALIZED RATIO - The hospitalized ratio is the weighted average of the proportions of strength in an inpatient status each day (of the period for which it is computed). It differs from the noneffective ratio in that it includes only bed occupancy days in hospital or Class "A" dispensary. The ratio is computed per 100 strength as follows:

$$\frac{\text{Number of bed occupancy days in the period} \times 100}{\text{Mean strength} \times \text{Number of calendar days in the period}}$$

INPATIENT ADMISSION - The enrollment of a patient for care on the wards of a hospital or Class "A" dispensary.

NONEFFECTIVE RATIO - The medical noneffective ratio is the weighted average of the proportions of strength not available for duty, for medical reasons, each day (of the period for which it is computed). Such persons may be under treatment as inpatients, in quarters, on sick leave, or AWOL from a patient status. The ratio is computed for a specified period, per 100 strength as follows:

$$\frac{\text{Number of sick days in period} \times 100}{\text{Mean strength} \times \text{Number of calendar days in the period}}$$

OPERATING BEDS - This term applies to beds with staff and equipment ready for treatment of patients, whether in a hospital or a Class "A" dispensary.

OUTPATIENT VISITS - One visit is counted each time an outpatient or quarters patient received advice and/or treatment at an organized clinic or specialty service. More than one visit per patient may be counted on a given day.

PHYSIOLOGICAL TRAINING - Program of instruction to familiarize the flyer with the physiological and psychological stresses of modern military aviation and space flight, and to prepare him to meet these stresses successfully. Physiological training officers are also responsible for training air crew members in functions of personnel protective equipment which is used in flight, escape from aircraft, and survival.

TABLE 152 - SELECTED DATA CONCERNING MEDICAL CARE PROVIDED AT FIXED AIR FORCE MEDICAL FACILITIES.
WORLD-WIDE, FY 1964 - 1968

254

INDEX	FISCAL YEAR				
	1964	1965	1966	1967	1968
Number of operating beds at end of fiscal year	10,677	10,493	10,613	10,640	10,800
Average number of patients occupying beds (during the FY):					
Total	8,364	8,264	8,298	8,556	8,563
EAD US military personnel	4,263	4,164	4,305	4,484	4,469
Air Force personnel	3,924	3,819	3,918	4,015	3,862
Army personnel	237	233	240	264	308
Navy personnel	102	112	147	204	299
Other US active duty military personnel	28	31	27	29	34
Active duty personnel of US nonmilitary uniformed services ..	11	6	8	7	7
Retired personnel of US uniformed services, total	437	489	509	554	588
Retired Air Force personnel	243	275	285	327	344
Retired Army personnel	116	128	132	141	148
Retired Navy personnel	71	79	84	79	91
Other retired personnel	7	7	8	7	5
Dependents of US uniformed services personnel, total	3,464	3,418	3,284	3,274	3,204
Dependents of US active duty military personnel	3,003	2,889	2,680	2,603	2,527
Dependents of Air Force	2,691	2,586	2,368	2,265	2,183
Dependents of Army	199	190	186	204	211
Dependents of Navy	113	113	126	134	133
Dependents of retired and deceased US military personnel ..	445	514	586	653	662
Dependents of US nonmilitary uniformed services personnel ..	16	15	17	18	15
All other beneficiaries	161	156	166	208	261
Total number of inpatient admissions	1/393,589	376,691	370,438	378,194	1/379,574
Inpatient admissions of:					
EAD US military personnel	144,546	131,937	135,329	142,296	147,596
Other US active duty military personnel	1,122	1,275	1,232	1,187	1,315
Active duty US nonmilitary uniformed services personnel ...	330	274	312	264	276
Retired US military personnel	12,898	14,398	15,439	17,547	18,761
Retired US nonmilitary uniformed services personnel	195	222	213	214	177
Dependents of US uniformed services personnel, total	228,177	222,608	211,801	208,866	202,382
Dependents of:					
US active duty military personnel	207,400	199,097	185,061	178,736	172,071
Retired and deceased US military personnel	19,935	22,688	25,866	29,263	29,494
US nonmilitary uniformed services personnel	842	823	874	867	817
All other beneficiaries	6,321	5,977	6,112	7,820	9,068

TABLE 152 - SELECTED DATA CONCERNING MEDICAL CARE PROVIDED AT FIXED AIR FORCE MEDICAL FACILITIES,
WORLD-WIDE: FY 1964 - 1968 (CONTINUED)

350-101 O-69-24

INDEX	FISCAL YEAR				
	1964	1965	1966	1967	1968
Total number of outpatient visits	$\frac{1}{2}$ 15,592,224	16,093,765	16,843,475	17,327,940	$\frac{1}{2}$ 18,119,116
Outpatient visits of:					
EAD US military personnel	5,761,857	5,768,654	6,319,020	6,651,259	6,958,020
Other US active duty military personnel	43,264	48,584	58,111	51,839	53,491
Active duty personnel of US nonmilitary uniformed services	4,905	5,272	6,505	4,647	5,899
Retired US uniformed services personnel	277,319	345,953	413,130	464,962	548,300
Dependents of US active duty military personnel	8,356,047	8,706,045	8,621,654	8,591,348	8,840,365
Dependents of retired and deceased US uniformed services personnel	385,876	490,714	611,379	725,807	867,711
US civilian employees	594,910	599,708	658,570	646,142	601,771
All other beneficiaries	168,046	128,835	155,106	191,936	243,559
Total number of immunizations	$\frac{1}{2}$ 8,782,643	8,551,476	9,852,654	9,875,287	$\frac{1}{2}$ 9,531,292
Total number of flight physical examinations	$\frac{1}{2}$ 213,511	199,413	202,373	200,242	$\frac{1}{2}$ 214,530
Total number of other complete physical examinations	$\frac{1}{2}$ 410,722	421,983	688,811	661,240	$\frac{1}{2}$ 585,882

$\frac{1}{2}$ Data adjusted to a 365 day period.

SOURCE: Biometrics Division, Office of the Surgeon General, USAF.

TABLE 153 - ADMISSION RATES FOR MAJOR ILLNESS GROUPS, BY MONTH, AIR FORCE PERSONNEL
 FY 1964 - 1968
 (Admissions per year per 1,000 strength)

MAJOR ILLNESS GROUP AND FISCAL YEAR	AVERAGE FOR FISCAL YEAR	JUL	AUG	SEP	OCT	NOV	DEC	JAN	FEB	MAR	APR	MAY	JUN
WORLDWIDE													
ALL CAUSES - TOTAL ^{1/}													
FY 1964	189	177	176	184	193	169	164	215	213	219	203	175	175
FY 1965	181	168	172	179	181	174	154	198	208	219	190	166	168
FY 1966	181	157	169	173	176	180	150	204	212	215	189	181	169
FY 1967	176	159	171	170	175	172	154	200	191	190	182	188	164
FY 1968	179	167	170	172	183	172	149	231	196	185	187	168	156
DISEASE													
FY 1964	166	152	150	160	169	148	143	193	191	197	180	151	150
FY 1965	159	144	148	156	158	152	134	177	188	198	168	144	145
FY 1966	160	136	148	152	154	159	132	183	189	196	169	159	148
FY 1967	157	139	151	150	153	152	136	180	171	172	162	168	144
FY 1968	159	146	150	152	161	154	131	213	177	166	167	149	136
NON-BATTLE INJURY													
FY 1964	23	25	26	24	24	21	21	22	22	22	23	24	25
FY 1965	22	24	24	23	23	22	20	21	20	21	22	22	23
FY 1966	21	21	22	21	21	21	18	21	23	19	20	21	21
FY 1967	20	20	20	20	21	20	17	19	20	18	20	20	20
FY 1968	19	21	20	20	22	18	17	17	17	18	20	19	19
CONTINENTAL US (EXCLUDES ALASKA AND HAWAII)													
ALL CAUSES - TOTAL													
FY 1964	179	167	168	175	181	158	153	205	202	211	196	168	167
FY 1965	171	158	163	167	171	163	145	189	199	207	182	155	155
FY 1966	170	143	158	159	162	167	136	192	205	210	184	173	157
FY 1967	163	143	153	157	160	155	135	191	179	183	172	179	190
FY 1968	165	153	160	158	170	161	132	215	181	176	179	155	138
DISEASE													
FY 1964	157	144	144	153	159	138	134	184	181	190	174	146	144
FY 1965	151	135	140	146	151	144	126	170	181	189	163	136	134
FY 1966	151	124	139	141	143	148	120	173	187	193	166	152	137
FY 1967	145	125	136	139	141	138	119	173	160	166	152	160	131
FY 1968	147	133	140	139	150	144	117	198	165	159	160	137	120
NON-BATTLE INJURY													
FY 1964	22	23	24	22	22	20	19	21	21	21	22	22	23
FY 1965	20	23	23	21	20	19	19	19	18	18	19	19	21
FY 1966	19	19	19	18	19	19	16	19	18	17	18	21	20
FY 1967	18	19	17	18	19	17	15	17	19	17	19	19	19
FY 1968	18	20	19	19	20	17	16	17	16	17	19	18	18

TABLE 153 - ADMISSION RATES FOR MAJOR ILLNESS GROUPS, BY MONTH, AIR FORCE PERSONNEL
 FY 1964 - 1968 (CONTINUED)
 (Admissions per year per 1,000 strength)

MAJOR ILLNESS GROUP AND FISCAL YEAR	AVERAGE FOR FISCAL YEAR	JUL	AUG	SEP	OCT	NOV	DEC	JAN	FEB	MAR	APR	MAY	JUN
OUTSIDE CONTINENTAL US (INCLUDES ALASKA AND HAWAII)													
ALL CAUSES - TOTAL ^{1/}													
FY 1964	220	210	203	215	233	209	203	250	249	246	225	197	204
FY 1965	215	202	199	219	214	211	184	227	241	258	216	200	212
FY 1966	214	203	208	219	221	224	194	239	233	231	201	202	202
FY 1967	208	199	216	203	211	211	197	220	219	204	203	209	194
FY 1968	207	199	195	202	209	197	183	266	228	202	203	195	195
DISEASE													
FY 1964	192	179	173	185	203	183	177	227	222	219	200	167	174
FY 1965	186	174	171	189	184	180	158	200	214	230	187	170	184
FY 1966	186	174	178	190	192	196	170	210	196	204	175	175	175
FY 1967	183	174	188	177	182	185	175	196	195	183	182	185	173
FY 1968	185	175	173	179	183	175	163	245	205	183	181	174	172
NON-BATTLE INJURY													
FY 1964	28	31	30	30	30	26	26	23	27	27	25	30	30
FY 1965	28	28	28	30	30	31	26	27	27	28	29	30	28
FY 1966	28	28	29	29	28	28	23	28	36	26	24	26	26
FY 1967	24	24	27	25	28	26	22	25	23	21	21	23	21
FY 1968	22	22	22	23	26	21	20	19	20	21	22	21	21
SOUTHEAST ASIA													
ALL CAUSES - TOTAL ^{1/}													
FY 1965	165	165	170	169	188	163	149	153	161	141	153	175	193
FY 1966	135	106	129	111	148	103	121	123	140	140	134	140	165
FY 1967	173	164	173	184	194	184	187	170	169	159	162	178	168
FY 1968	196	171	166	190	201	182	183	202	192	197	217	223	207
DISEASE													
FY 1965	136	153	142	137	163	118	121	124	132	117	135	126	170
FY 1966	115	93	106	100	129	85	102	102	120	117	112	127	146
FY 1967	150	144	151	161	168	160	164	146	144	137	144	149	146
FY 1968	171	145	147	169	175	161	160	175	160	171	190	200	183
NON-BATTLE INJURY													
FY 1965	28	11	28	33	24	45	27	29	22	23	19	47	20
FY 1966	18	12	19	11	18	18	18	20	19	22	15	12	18
FY 1967	22	18	22	22	24	23	21	23	21	21	17	25	21
FY 1968	21	20	17	19	25	19	22	21	20	24	25	20	21

^{1/} Includes admission rates for battle casualties. Averages for the fiscal year are as follows:

YEAR	WORLDWIDE	OUTSIDE CONUS	SEA
FY 65	0.01	0.06	1.1
FY 66	0.1	0.5	1.9
FY 67	0.1	0.5	1.6
FY 68	0.3	1.1	3.3

NOTE: The average daily beds occupied in Air Force Facilities in Southeast Asia during FY 1968 was 431. This represents a 78 percent occupancy of the average (555) operating beds.

SOURCE: Biometrics Division, Office of the Surgeon General, USAF.

TABLE 154 — NONEFFECTIVE RATIOS FOR ALL CAUSES, BY MONTH, AIR FORCE PERSONNEL,
WORLD-WIDE, FY 1964 — 1968

(Personnel not available for duty because of medical reasons per 100 average strength)

FISCAL YEAR	AVERAGE FOR FISCAL YEAR	JUL	AUG	SEP	OCT	NOV	DEC	JAN	FEB	MAR	APR	MAY	JUN
FY 196471	.68	.69	.70	.72	.70	.64	.71	.76	.77	.75	.71	.67
FY 196570	.67	.67	.68	.69	.68	.63	.70	.76	.77	.72	.70	.67
FY 196672	.66	.67	.69	.72	.73	.67	.73	.79	.80	.76	.75	.71
FY 196772	.69	.70	.71	.71	.71	.65	.71	.76	.75	.75	.75	.70
FY 196870	.70	.72	.73	.75	.71	.66	.72	.72	.71	.69	.67	.64

SOURCE: Biometrics Division, Office of the Surgeon General, USAF.

TABLE 155 — HOSPITALIZED RATIOS FOR ALL CAUSES, BY MONTH, AIR FORCE PERSONNEL,
WORLD-WIDE, FY 1964 — 1968

(Personnel occupying hospital beds per 100 average strength)

FISCAL YEAR	AVERAGE FOR FISCAL YEAR	JUL	AUG	SEP	OCT	NOV	DEC	JAN	FEB	MAR	APR	MAY	JUN
FY 196455	.53	.54	.55	.57	.55	.46	.55	.60	.59	.57	.54	.51
FY 196554	.51	.53	.55	.55	.54	.45	.54	.59	.59	.56	.55	.52
FY 196656	.52	.54	.55	.57	.58	.48	.57	.61	.62	.58	.56	.53
FY 196754	.53	.53	.55	.55	.55	.45	.54	.58	.55	.55	.54	.50
FY 196851	.50	.51	.54	.55	.53	.44	.52	.53	.53	.51	.50	.48

SOURCE: Biometrics Division, Office of the Surgeon General, USAF.

TABLE 156 - NUMBER OF INDIVIDUALS COMPLETING PHYSIOLOGICAL TRAINING ACCORDING
TO PHASE OF TRAINING, FY 1964 - 1968

FISCAL YEAR	ORIGINAL	REFRESHER	PASSENGER	PRESSURE SUIT	EJECTION SEAT
FY 1964	11,588	28,615	9,636	1,313	8,740
FY 1965	14,836	27,766	9,874	850	8,762
FY 1966	15,943	29,648	7,535	693	9,569
FY 1967	14,835	32,279	10,330	523	9,071
FY 1968	15,853	28,086	10,140	362	10,969
TOTALS	73,055	146,394	47,515	3,741	47,111

NOTE: Most of the trainees are Air Force extended active duty military personnel. Members of the other US Armed Forces, allied military personnel, and civilians are also included. (See AFR 50-27.)


SOURCE: Aerospace Medicine Division, Office of the Surgeon General, USAF.

SECURITY AND MILITARY DISCIPLINE

341

SECURITY POLICE

PART XI



INTRODUCTION

Security Police statistics are collected quarterly world-wide for use in management and to determine the status of discipline within the Air Force. In general, they include selected data regarding military and civil type offenses and the administration of the correction program. All data depicted in this table are derived from reports required by AFR 125-17. All entries depicting military offenses represent only those offenses for which action was taken under Uniform Code of Military Justice (UCMJ).

DEFINITIONS

ABSENCE WITHOUT LEAVE (AWOL) - Status or the offense of any member of the Air Force who, without authority:

- (1) Falls to go to his appointed place of duty at the time prescribed; or
- (2) Goes from that place; or
- (3) Absents himself or remains absent from his unit, organization, or place of duty at which he is required to be at the time prescribed (10 U.S.C. 886). (See AFR 35-73)

CUSTODY GRADE - Prisoners are classified as being in a minimum, medium, or maximum custody grade in accordance with the criteria outlined in (1), (2) and (3) below. The initial classification will be determined by the correction officer based upon the nature of the offense, demeanor of the prisoner upon admission, and any other pertinent information available.

- (1) Minimum custody prisoners are those who are sufficiently stable, dependable, and trustworthy as to require little or no custodial supervision.
- (2) Medium custody prisoners are those who require continual supervision, but whose escape would not threaten life, limb, or property.
- (3) Maximum custody prisoners are those whose escape would present a distinct threat to the safety of life, limb, or property, and who require special custodial controls and handling.

SECURITY AND MILITARY DISCIPLINE (CONTINUED)**SECURITY POLICE (CONTINUED)**

CASUAL STATUS - A prisoner held at an installation Correction facility awaiting:

- (1) Disposition instructions from another Command; or
- (2) If disposition instructions have been received, awaiting transfer to a designated confinement facility.

CORRECTIONAL CUSTODY - The physical restraint of a person during duty or non duty hours, or both, imposed as a punishment under Article 15, UCMJ, and may include extra duties, fatigue duties, or hard labor. (Addendum to the Manual for Courts Martial, United States 1951, January 1963)

TABLE 157 - SECURITY POLICE ACTIVITIES, WORLD-WIDE, BY QUARTER - FY 1968

LOCATION BY COMMAND	TOTAL	1ST QTR	2ND QTR	3RD QTR	4TH QTR	LOCATION BY COMMAND		1ST QTR	2ND QTR	3RD QTR	4TH QTR
	AWOL PERSONNEL: AWOL INCIDENTS						AWOL PERSONNEL: AWOL LAST DAY OF REPORTING PERIOD				
WW - TOTAL	3,194	807	712	869	806	WW - TOTAL		93	104	98	126
U S - TOTAL	2,668	664	612	742	650	U S - TOTAL		85	92	93	116
OVERSEAS - TOTAL	526	143	100	127	156	OVERSEAS - TOTAL		8	12	5	10
AAC	18	4	3	3	8	AAC		-	-	1	2
ACIC	2	-	2	-	-	ACIC		-	2	-	-
ADC	376	91	89	97	99	ADC		14	9	11	24
AFA	-	-	-	-	-	AFA a/		-	-	-	-
AFCS	72	15	18	18	21	AFCS		-	2	2	6
AFLC	48	17	9	12	10	AFLC		3	2	1	3
AFSC	100	27	21	24	28	AFSC		1	1	3	5
ATC	445	121	91	121	112	ATC		17	13	18	23
AU	14	4	4	3	3	AU		1	-	-	-
CAC	1	-	-	1	-	CAC		-	-	-	-
HAWAII	11	2	2	4	3	HAWAII		-	1	1	-
Hq CMD	53	10	13	14	16	Hq CMD		1	1	2	-
MAC	393	82	89	125	97	MAC		15	16	19	20
SAC	675	175	167	186	147	SAC		25	28	20	20
TAC	448	110	104	130	104	TAC		8	17	15	13
USAFSS	12	6	-	4	2	USAFSS		-	-	-	-
Overseas						Overseas					
ADC	6	-	6	-	-	ADC		-	-	-	-
AFCS	58	9	12	20	17	AFCS		-	2	-	2
MAC	30	4	4	11	11	MAC		1	-	1	-
PACAF	281	89	46	65	81	PACAF		5	6	3	3
SAC	36	9	3	9	15	SAC		-	-	1	3
USAFE	103	28	23	20	32	USAFE		2	2	-	2
USAFSO	1	-	1	-	-	USAFSO		-	-	-	-
USAFSS	11	4	5	2	-	USAFSS		-	2	-	-
	AWOL PERSONNEL: RETURNED TO MILITARY CONTROL VOLUNTARILY						AWOL PERSONNEL: RETURNED TO MILITARY CONTROL APPREHENDED				
WW - TOTAL	2,149	536	461	619	533	WW - TOTAL		612	172	134	153
U S - TOTAL	1,781	446	408	518	409	U S - TOTAL		525	145	114	137
OVERSEAS - TOTAL	368	90	53	101	124	OVERSEAS - TOTAL		87	27	20	16
AAC	11	3	2	2	4	AAC		3	-	1	2
ACIC	2	-	2	-	-	ACIC		-	-	-	-
ADC	265	66	71	72	56	ADC		77	29	15	18
AFA	-	-	-	-	-	AFA a/		1	-	1	-
AFCS	54	13	12	15	14	AFCS		9	1	4	3
AFLC	29	10	4	10	5	AFLC		10	4	3	2
AFSC	71	18	19	17	17	AFSC		35	11	6	7
ATC	245	66	51	70	58	ATC		89	22	16	28
AU	15	2	3	6	4	AU		5	2	-	3
CAC	4	-	2	2	2	CAC		6	-	-	3
HAWAII	5	2	-	2	1	HAWAII		4	-	1	2
Hq CMD	35	8	9	10	8	Hq CMD		14	4	4	5
MAC	267	56	57	83	71	MAC		66	11	16	26
SAC	449	117	106	129	97	SAC		127	40	29	34
TAC	317	79	70	98	70	TAC		79	21	18	19
USAFSS	12	6	-	4	2	USAFSS		-	-	-	-
Overseas						Overseas					
ADC	3	-	3	-	-	ADC		-	-	-	-
AFCS	43	6	6	17	14	AFCS		10	3	4	3
MAC	23	3	3	7	10	MAC		6	-	1	3
PACAF	188	54	22	52	60	PACAF		52	16	11	18
SAC	24	7	-	7	10	SAC		4	1	-	3
USAFE	82	20	16	16	30	USAFE		9	3	3	-
USAFSO	1	-	1	-	-	USAFSO		-	-	-	-
USAFSS	4	-	2	2	-	USAFSS		6	4	1	1

TABLE 157 - SECURITY POLICE ACTIVITIES, WORLD-WIDE, BY QUARTER - FY 1968 (CONTINUED)

LOCATION BY COMMAND	1ST QTR	2ND QTR	3RD QTR	4TH QTR	LOCATION BY COMMAND	1ST QTR	2ND QTR	3RD QTR	4TH QTR
	AIR FORCE PRISONERS: WITH SENTENCES OVER 60 DAYS					AIR FORCE PRISONERS: IN PRETRIAL CONFINEMENT			
<u>WW - TOTAL</u>	<u>206</u>	<u>176</u>	<u>206</u>	<u>161</u>	<u>WW - TOTAL</u>	<u>46</u>	<u>45</u>	<u>59</u>	<u>78</u>
U S - TOTAL	168	144	177	130	U S - TOTAL	42	42	57	62
OVERSEAS-TOTAL	38	32	29	31	OVERSEAS-TOTAL	4	3	2	16
AAC	9	6	7	6	AAC	1	-	-	-
ADC	12	7	9	7	ADC	6	5	4	5
AFLC	2	5	1	1	AFLC	1	1	2	1
AFSC	9	2	8	5	AFSC	3	4	6	1
ATC	32	20	28	26	ATC	5	7	9	25
AU	9	3	6	5	AU	-	2	1	1
HAWAII	-	2	4	-	HAWAII	-	1	-	-
Hq CMD	1	-	2	-	Hq CMD	-	-	-	-
MAC	23	29	31	18	MAC	-	3	6	6
SAC	43	36	50	43	SAC	18	14	25	15
TAC	26	34	31	19	TAC	4	5	4	4
USAFSS	2	-	-	-	USAFSS	4	-	-	4
<u>Overseas</u>					<u>Overseas</u>				
ADC	-	-	-	-	ADC	-	-	-	-
MAC	-	1	-	-	MAC	-	-	-	-
PACAF	13	13	16	9	PACAF	-	2	2	8
SAC	4	2	1	8	SAC	-	-	-	3
USAFE	18	12	11	14	USAFE	4	1	-	4
USAFSO	1	1	1	-	USAFSO	-	-	-	-
USAFSS	2	3	-	-	USAFSS	-	-	-	1
	AIR FORCE PRISONERS: TRIED AND IN CONFINEMENT					AIR FORCE PRISONERS: CASUALS IN CONFINEMENT			
<u>WW - TOTAL</u>	<u>317</u>	<u>275</u>	<u>344</u>	<u>271</u>	<u>WW - TOTAL</u>	<u>15</u>	<u>13</u>	<u>18</u>	<u>20</u>
U S - TOTAL	285	250	316	244	U S - TOTAL	14	13	15	18
OVERSEAS-TOTAL	32	25	28	27	OVERSEAS-TOTAL	1	-	3	2
AAC	2	1	2	1	AAC	-	-	-	-
ADC	13	14	8	7	ADC	3	1	-	3
AFLC	1	1	1	1	AFLC	-	-	1	-
AFSC	11	3	20	7	AFSC	1	2	2	3
ATC	36	22	34	23	ATC	1	3	5	6
AU	10	5	11	5	AU	-	-	-	-
HAWAII	-	2	4	-	HAWAII	-	-	-	-
Hq CMD	-	-	-	-	Hq CMD	-	-	-	-
MAC	20	23	23	14	MAC	4	1	2	4
SAC	54	44	51	38	SAC	1	5	5	1
TAC	22	21	24	10	TAC	4	1	-	1
USAFSS	2	-	-	1	USAFSS	-	-	-	-
3320TH c/	114	114	138	137					
<u>Overseas</u>					<u>Overseas</u>				
ADC	-	-	-	-	ADC	-	-	-	-
MAC	-	1	-	-	MAC	-	-	-	-
PACAF	6	4	14	9	PACAF	-	-	1	-
SAC	6	2	3	3	SAC	-	-	-	-
USAFE	19	15	11	15	USAFE	1	-	2	2
USAFSO	-	-	-	-	USAFSO	-	-	-	-
USAFSS	1	3	-	-	USAFSS	-	-	-	-

TABLE 157 - SECURITY POLICE ACTIVITIES, WORLD-WIDE, BY QUARTER - FY 1968 (CONTINUED)

LOCATION BY COMMAND	1ST QTR	2ND QTR	3RD QTR	4TH QTR	LOCATION BY COMMAND	1ST QTR	2ND QTR	3RD QTR	4TH QTR
AIR FORCE PRISONERS: IN OTHER SERVICE CONFINEMENT FACILITIES					OTHER SERVICE: CASUALS IN AIR FORCE CONFINEMENT FACILITIES				
<u>WW - TOTAL</u>	60	67	61	55	<u>WW - TOTAL</u>	88	83	85	100
U S - TOTAL	39	42	48	40	U S - TOTAL	84	83	84	98
OVERSEAS-TOTAL	21	25	13	15	OVERSEAS-TOTAL	4	-	1	2
AAC	7	7	5	5	AAC	-	-	-	-
ADC	4	1	5	2	ADC	6	17	16	20
AFA	-	1	-	-	AFA	-	-	-	-
AFLC	3	5	2	-	AFLC	-	2	1	1
AFSC	-	1	5	-	AFSC	-	-	-	-
ATC	1	1	-	-	ATC	23	20	14	23
AU	-	-	-	-	AU	-	1	2	-
HAWAII	-	-	-	-	HAWAII	-	-	-	-
Hq CMD	2	2	2	1	Hq CMD	-	-	-	-
MAC	8	6	7	10	MAC	1	2	4	2
SAC	2	2	7	11	SAC	29	21	28	32
TAC	12	16	15	11	TAC	11	20	19	13
USAFSS	-	-	-	-	USAFSS	14	-	-	7
<u>Overseas</u>					<u>Overseas</u>				
MAC	-	-	-	-	MAC	-	-	-	-
PACAF	16	22	11	13	PACAF	-	-	1	-
SAC	1	1	1	2	SAC	-	-	-	-
USAFE	1	1	-	-	USAFE	4	-	-	2
USAFSO	1	1	1	-	USAFSO	-	-	-	-
USAFSS	2	-	-	-	USAFSS	-	-	-	-
AIR FORCE PRISONERS: TOTAL IN CONFINEMENT b/					OTHER SERVICE: PRISONERS IN AIR FORCE CONFINEMENT FACILITIES				
<u>WW - TOTAL</u>	493	456	539	486	<u>WW - TOTAL</u>	43	44	42	37
U S - TOTAL	435	403	493	426	U S - TOTAL	25	19	28	24
OVERSEAS-TOTAL	58	53	46	60	OVERSEAS-TOTAL	18	25	14	13
AAC	10	8	7	6	AAC	-	-	-	-
ADC	26	21	17	17	ADC	3	-	2	3
AFA	-	1	-	-	AFA	-	-	-	-
AFLC	5	7	6	2	AFLC	2	-	-	-
AFSC	15	10	33	11	AFSC	-	-	-	-
ATC	43	33	48	54	ATC	15	7	21	21
AU	10	7	12	6	AU	-	-	-	-
FED FAC c/	8	7	9	10					
HAWAII	-	3	4	-	HAWAII	-	-	-	-
Hq CMD	2	2	2	1	Hq CMD	-	-	-	-
MAC	32	33	38	34	MAC	2	4	2	-
SAC	75	65	88	65	SAC	3	5	2	-
TAC	42	43	43	26	TAC	-	3	1	-
USAFSS	6	-	-	5	USAFSS	-	-	-	-
332OTH c/	114	114	138	137					
USDB c/	47	49	48	52					
<u>Overseas</u>					<u>Overseas</u>				
MAC	-	1	-	-	MAC	2	2	-	1
PACAF	22	28	28	30	PACAF	13	13	8	11
SAC	7	3	4	8	SAC	1	8	2	1
USAFE	25	17	13	21	USAFE	2	2	3	-
USAFSO	1	1	1	-	USAFSO	-	-	-	-
USAFSS	3	3	-	1	USAFSS	-	-	1	-

TABLE 157 - SECURITY POLICE ACTIVITIES, WORLD-WIDE, BY QUARTER - FY 1968 (CONTINUED)

LOCATION BY COMMAND	1ST QTR	2ND QTR	3RD QTR	4TH QTR	LOCATION BY COMMAND	1ST QTR	2ND QTR	3RD QTR	4TH QTR
MAXIMUM CUSTODY PRISONERS: IN AIR FORCE CONFINEMENT FACILITIES					MINIMUM CUSTODY PRISONERS: IN AIR FORCE CONFINEMENT FACILITIES				
<u>WW - TOTAL</u>	<u>51</u>	<u>56</u>	<u>74</u>	<u>77</u>	<u>WW - TOTAL</u>	<u>218</u>	<u>183</u>	<u>236</u>	<u>221</u>
U S - TOTAL	50	54	68	72	U S - TOTAL	197	178	220	204
OVERSEAS-TOTAL	1	2	6	5	OVERSEAS-TOTAL	21	5	16	17
AAC	-	-	-	-	AAC	2	1	2	1
ADC	6	23	14	19	ADC	3	5	3	2
AFLC	1	1	-	-	AFLC	1	1	-	-
AFSC	-	1	2	1	AFSC	2	-	4	5
ATC	1	5	5	24	ATC	23	10	14	23
AU	2	-	-	-	AU	6	1	4	2
HAWAII	-	-	-	-	HAWAII	-	-	3	-
Hq CMD	-	-	-	-	Hq CMD	-	-	-	-
MAC	-	2	1	-	MAC	14	16	16	8
SAC	14	10	10	6	SAC	23	18	26	24
TAC	13	12	18	11	TAC	9	12	10	-
USAFSS	13	-	18	11	USAFSS	-	-	-	2
					3320TH c/	114	114	138	137
<u>Overseas</u>					<u>Overseas</u>				
MAC	-	-	-	-	MAC	2	1	-	1
PACAF	1	1	5	3	PACAF	6	-	8	9
SAC	-	-	-	-	SAC	2	1	2	1
USAFE	-	1	1	1	USAFE	11	3	5	6
USAFSS	-	-	-	1	USAFSS	-	-	1	-
MEDIUM CUSTODY PRISONERS: IN AIR FORCE CONFINEMENT FACILITIES					ALL PRISONERS: IN AIR FORCE CONFINEMENT FACILITIES				
<u>WW - TOTAL</u>	<u>234</u>	<u>224</u>	<u>253</u>	<u>210</u>	<u>WW - TOTAL</u>	<u>503</u>	<u>463</u>	<u>563</u>	<u>508</u>
U S - TOTAL	199	181	228	173	U S - TOTAL	446	413	516	449
OVERSEAS-TOTAL	35	43	25	37	OVERSEAS-TOTAL	57	50	47	59
AAC	1	-	-	-	AAC	3	1	2	1
ADC	20	9	13	17	ADC	29	37	30	38
AFLC	2	5	3	4	AFLC	4	7	3	4
AFSC	13	8	22	5	AFSC	15	9	28	11
ATC	56	49	64	51	ATC	80	64	83	98
AU	2	7	10	4	AU	10	8	14	6
HAWAII	-	3	1	-	HAWAII	-	3	4	-
Hq CMD	-	-	-	-	Hq CMD	-	-	-	-
MAC	11	13	21	18	MAC	25	31	38	26
SAC	68	61	74	56	SAC	105	89	110	86
TAC	19	26	20	17	TAC	41	50	48	28
USAFSS	7	-	-	1	USAFSS	20	-	18	14
					3320TH	114	114	138	137
<u>Overseas</u>					<u>Overseas</u>				
MAC	-	2	-	-	MAC	2	3	-	1
PACAF	12	18	12	16	PACAF	19	19	25	28
SAC	5	9	3	6	SAC	7	10	5	7
USAFE	18	14	10	15	USAFE	29	18	16	22
USAFSS	-	-	-	-	USAFSS	-	-	1	1

TABLE 157 - SECURITY POLICE ACTIVITIES, WORLD-WIDE, BY QUARTER - FY 1968 (CONTINUED)

LOCATION BY COMMAND	TOTAL	1ST QTR	2ND QTR	3RD QTR	4TH QTR	LOCATION BY COMMAND	TOTAL	1ST QTR	2ND QTR	3RD QTR	4TH QTR
OFFENSES: MILITARY-TYPE, PUNISHABLE BY OVER ONE YEAR						OFFENSES: MILITARY-TYPE PUNISHABLE BY ONE YEAR OR LESS					
WW - TOTAL	659	173	173	154	159	WW - TOTAL	16,376	4,228	3,777	4,253	4,118
U S - TOTAL	249	52	86	56	55	U S - TOTAL	10,541	2,772	2,497	2,752	2,520
OVERSEAS - TOTAL	410	121	87	98	104	OVERSEAS - TOTAL	5,835	1,456	1,280	1,501	1,598
AAC	4	-	1	-	3	AAC	82	18	18	23	23
ADC	86	24	30	20	12	ADC	919	258	220	240	201
AFA a/	-	-	-	-	-	AFA a/	2	1	1	-	-
AFCS	6	1	3	1	1	AFCS	187	39	45	50	53
AFLC	13	1	9	-	3	AFLC	261	82	38	78	63
AFSC	25	7	8	6	4	AFSC	477	108	115	158	96
ATC	18	4	7	3	4	ATC	2,377	636	573	600	568
AU	2	-	1	1	-	AU	50	26	7	7	10
CAC	-	-	-	-	-	CAC	3	-	3	-	-
HAWAII	1	-	1	-	-	HAWAII	39	5	6	12	16
Hq CMD	-	-	-	-	-	Hq CMD	75	4	20	19	32
MAC	37	5	11	12	9	MAC	1,364	335	336	329	364
SAC	25	2	11	8	4	SAC	3,319	889	776	874	780
TAC	31	8	4	5	14	TAC	1,331	357	328	346	300
USAFSS	1	-	-	-	1	USAFSS	55	14	11	16	14
Overseas						Overseas					
ADC	-	-	-	-	-	ADC	42	10	6	13	13
AFCS	50	9	20	8	13	AFCS	554	126	147	145	136
AFLC	-	-	-	-	-	AFLC	9	4	-	5	-
MAC	3	-	-	2	1	MAC	101	11	14	39	37
PACAF	263	80	46	70	67	PACAF	3,024	827	602	757	838
SAC	1	1	-	-	-	SAC	284	68	64	69	83
USAFE	77	27	19	15	16	USAFE	1,447	334	358	374	381
USAFSO	-	-	-	-	-	USAFSO	31	1	6	10	14
USAFSS	16	4	2	3	7	USAFSS	343	75	83	89	96
OFFENSES: CIVIL-TYPE, PUNISHABLE BY OVER ONE YEAR						OFFENSES: CIVIL-TYPE PUNISHABLE BY ONE YEAR OR LESS					
WW - TOTAL	1,034	294	182	234	324	WW - TOTAL	9,444	2,584	2,330	2,366	2,164
U S - TOTAL	601	181	110	142	168	U S - TOTAL	5,675	1,594	1,476	1,401	1,204
OVERSEAS - TOTAL	433	113	72	92	156	OVERSEAS - TOTAL	3,769	990	854	965	960
AAC	15	6	4	2	3	AAC	86	14	32	19	21
ADC	99	41	13	17	28	ADC	682	218	192	158	114
AFA	-	-	-	-	-	AFA a/	-	-	-	-	-
AFCS	12	5	1	5	1	AFCS	100	32	24	18	26
AFLC	9	2	4	3	-	AFLC	150	47	34	42	27
AFSC	29	3	4	6	16	AFSC	252	78	54	75	45
ATC	52	18	15	8	11	ATC	1,011	296	271	217	227
AU	8	2	2	1	3	AU	28	10	5	7	6
CAC	-	-	-	-	-	CAC	-	-	-	-	-
HAWAII	1	-	-	-	1	HAWAII	66	18	22	14	12
Hq CMD	2	-	-	-	2	Hq CMD	84	9	14	25	36
MAC	91	32	14	21	24	MAC	480	157	139	100	84
SAC	163	35	30	47	51	SAC	1,719	445	434	474	366
TAC	113	34	23	30	26	TAC	898	248	228	222	200
USAFSS	7	3	-	2	2	USAFSS	119	22	27	30	40
Overseas						Overseas					
ADC	-	-	-	-	-	ADC	1	-	1	-	-
AFCS	29	5	5	7	12	AFCS	237	57	69	68	43
AFLC	-	-	-	-	-	AFLC	1	1	-	-	-
MAC	7	-	-	4	3	MAC	88	7	7	37	37
PACAF	267	78	46	51	92	PACAF	1,970	556	435	492	487
SAC	11	-	5	3	3	SAC	221	63	34	61	63
USAFE	111	28	14	25	44	USAFE	1,140	277	281	284	298
USAFSO	2	-	1	1	-	USAFSO	8	2	3	3	-
USAFSS	6	2	1	1	2	USAFSS	103	27	24	20	32

TABLE 157 - SECURITY POLICE ACTIVITIES, WORLD-WIDE, BY QUARTER - FY 1968 (CONTINUED)

LOCATION BY COMMAND	TOTAL	1ST QTR	2ND QTR	3RD QTR	4TH QTR	LOCATION BY COMMAND	AVERAGE	1ST QTR	2ND QTR	3RD QTR	4TH QTR
ALL OFFENDERS: (Excludes AWOL, Security and Traffic Violations)						REGISTERED PRIVATELY OWNED VEHICLES (In Thousands)					
NW - TOTAL	27,513	7,279	6,462	7,007	6,765	NW - TOTAL	739.9	744.1	715.4	749.1	750.9
U S - TOTAL	17,066	4,599	4,169	4,351	3,947	U S - TOTAL	638.5	645.6	617.5	640.8	649.9
OVERSEAS - TOTAL	10,447	2,680	2,293	2,656	2,818	OVERSEAS - TOTAL	101.4	98.5	97.9	108.3	101.0
AAC	187	38	55	44	50	AAC	11.1	11.5	11.9	11.8	9.0
ADC	1,786	541	455	435	355	ACIC2	.2	.2	.2	.1
AFA a/	2	1	1	-	-	ADC	72.9	75.5	69.6	69.5	77.1
AFCS	305	77	73	74	81	AFA a/	3.6	3.6	3.6	3.7	3.7
AFIC	433	132	85	123	93	AFCS5	.5	.5	.6	.6
AFSC	783	196	181	245	161	AFIC	17.8	16.8	17.2	18.3	18.9
AFC	3,458	954	866	828	810	AFSC	31.3	36.6	27.0	29.1	32.5
AU	88	38	15	16	19	AFC	42.7	39.2	42.8	44.6	44.3
CAC	3	-	3	-	-	AFSC	74.8	92.4	72.7	67.5	66.6
HAWAII	107	23	29	26	29	AU	7.6	7.6	7.9	7.6	7.1
Hq CMD.	161	13	34	44	70	CAC	2.3	1.2	2.0	2.9	3.1
MAC	1,972	529	500	462	481	HAWAII	4.6	6.5	1.9	3.7	6.0
BAC	5,226	1,371	1,251	1,403	1,201	Hq CMD.	17.6	18.1	16.1	19.1	17.2
TAC	2,373	647	583	603	540	MAC	76.4	73.1	75.9	74.7	81.9
USAFSS	182	39	38	48	57	SAC	175.6	168.9	172.7	184.7	176.1
Overseas						TAC	93.3	87.4	89.2	96.8	99.6
ADC	43	10	7	13	13	USAFSS	6.2	6.5	6.3	6.0	6.1
AFCS	870	197	241	228	204	Overseas					
AFIC	10	5	-	5	-	AFCS	10.3	10.3	10.4	10.4	10.1
MAC	199	18	21	82	78	MAC	5.3	2.5	2.5	8.2	8.0
PACAF	5,524	1,541	1,129	1,370	1,484	PACAF	24.5	22.6	24.0	28.5	22.8
SAC	517	132	103	133	149	SAC	7.6	7.5	7.5	7.8	7.8
USAFE	2,775	666	672	698	739	USAFE	47.0	48.8	47.6	46.6	45.0
USAFSO	41	3	10	14	14	USAFSO	2.0	2.1	1.9	1.9	2.2
USAFSS	468	108	110	113	137	USAFSS	4.7	4.7	4.0	4.9	5.1

a/ Excludes Cadets.

b/ Includes US Disciplinary Barracks and Federal Facilities.

c/ Denotes 3320TH Retraining Group, US Disciplinary Barracks and Federal Facilities.

SOURCE: Resources Management Division, Directorate of Security Police, TIG, Headquarters, USAF

TABLE 158 - PERSONNEL RELEASED FROM CORRECTIONAL CUSTODY SERVING UNDER UNIT COMMANDER
OR SECURITY POLICE PERSONNEL - FY 1966 THROUGH FY 1968
(WITH AVERAGE NUMBER OF DAYS SERVED BY INDIVIDUAL PER QUARTER)

FISCAL YEAR BY QUARTER	UNIT COMMANDER			AVERAGE DAYS			SECURITY POLICE PERSONNEL			AVERAGE DAYS		
	USAF World Wide	United States	Over- seas	USAF World Wide	United States	Over- seas	USAF World Wide	United States	Over- seas	USAF World Wide	United States	Over- seas
<u>FY 1966</u>												
First Quarter	157	120	37	24	25	22	1,093	904	189	20	20	21
Second Quarter	142	124	18	24	24	19	1,064	884	180	21	20	26
Third Quarter	142	107	35	22	23	21	1,015	849	166	22	23	17
Fourth Quarter	189	160	29	21	21	25	1,084	904	180	23	23	22
<u>FY 1967</u>												
First Quarter	254	232	22	20	20	21	1,074	924	150	22	22	24
Second Quarter	201	173	28	20	20	22	1,040	871	169	22	22	22
Third Quarter	190	169	21	17	17	17	1,051	841	210	23	23	22
Fourth Quarter	200	191	9	21	18	23	1,077	854	223	23	23	24
<u>FY 1968</u>												
First Quarter	271	246	25	16	15	25	1,122	897	225	23	22	24
Second Quarter	234	208	26	19	18	24	944	753	191	23	23	24
Third Quarter	192	163	29	20	20	21	989	796	193	22	21	25
Fourth Quarter	194	178	16	19	18	23	982	794	188	22	21	23

SOURCE: Resources Management Division, Directorate of Security Police, TIG, Headquarters, USAF

TABLE 159 - USAF MILITARY PERSONNEL ABSENT WITHOUT LEAVE, WORLD-WIDE,
BY QUARTER - FY 1966 THROUGH FY 1968

FISCAL YEAR BY QUARTER	Rate Per Thousand		
	USAF World Wide	United States	Overseas
<u>FY 1966</u>			
First Quarter	1.0	1.1	.5
Second Quarter7	.8	.4
Third Quarter8	.9	.4
Fourth Quarter8	1.0	.3
<u>FY 1967</u>			
First Quarter	1.0	1.2	.4
Second Quarter9	1.0	.5
Third Quarter9	1.1	.5
Fourth Quarter8	1.0	.5
<u>FY 1968</u>			
First Quarter9	1.0	.6
Second Quarter8	1.0	.4
Third Quarter	1.0	1.2	.5
Fourth Quarter9	1.0	.6

SOURCE: Resources Management Division, Directorate of Security Police, TIG, Headquarters, USAF

SECURITY AND DISCIPLINE (CONTINUED)

OFFICE OF SPECIAL INVESTIGATIONS (OSI)



DEFINITIONS

CASE TYPE - The numerical designation and descriptive character assigned to each investigation which indicates the principal nature or the purpose of the investigation.

COUNTERINTELLIGENCE INVESTIGATIONS - Investigations conducted to determine facts related to security control measures designed to insure the safeguarding of information, personnel, equipment, and installations against the sabotage, espionage, or subversive activities of foreign powers and of disaffected or dissident groups or individuals which may constitute a threat to the internal security of the Air Force.

CRIMINAL INVESTIGATIONS - Investigations conducted to determine facts and circumstances pertaining to alleged major violations of the Articles of the Uniform Code of Military Justice, Federal Statutes, and/or other applicable directives, by USAF personnel, excluding incidents of a counterintelligence or procurement nature.

FRAUD INVESTIGATIONS - Investigations conducted to determine facts surrounding incidents of alleged breaches of the public trust and violations of law in connection with Air Force procurement, disposal, nonappropriated funds, and pay and allowance matters.

PERSONNEL SECURITY INVESTIGATIONS - Investigations conducted to determine facts upon which the requesting commander can decide whether to grant or to deny the subjects of the investigations access to restricted areas and/or classified defense information. The loyalty and security program within the executive departments established the requirement for such investigations, and they are governed by law, Department of Defense (DOD) directives, and Air Force policies.

OFFICE OF ORIGIN INVESTIGATIONS - (Short terminology - "Origin") - Investigations of any nature conducted by the Directorate of Special Investigations or a District Office in which, in accordance with OSI policy, that office assumes the control of the entire investigation.

AUXILIARY OFFICE INVESTIGATIONS - (Short terminology - "Auxiliary") - Investigations of any nature conducted by the Directorate of Special Investigations or a District Office in which, in accordance with OSI policy, that office acts as an assistant to the controlling office (the office of origin) within its territorial investigative jurisdiction.

INVESTIGATIONS OPENED - Investigations initiated by offices of origin or auxiliary offices pursuant to requests from appropriate commanders for the Chief of Staff, USAF.

INVESTIGATIONS CLOSED - Investigations terminated by offices of origin and auxiliary offices after all relevant facts have been determined and impartially reported to the requesting commander through proper OSI channels.

SECURITY AND DISCIPLINE (CONTINUED)

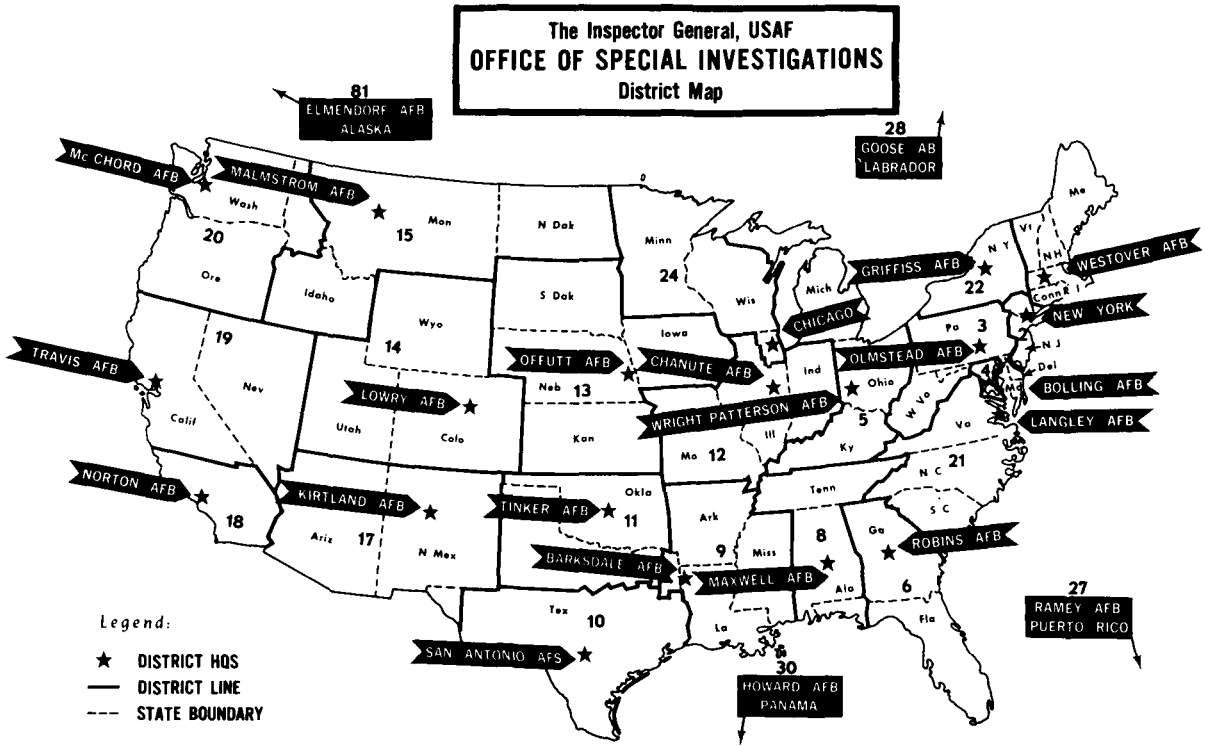


TABLE 160 - SPECIAL INVESTIGATIONS CONDUCTED BY THE OFFICE

CASE TYPE AND DESCRIPTION	ORIGIN							
	Opened				Closed			
	World-Wide	Continental US	Pacific Air Forces	US Air Forces in Europe	World-Wide	Continental US	Pacific Air Forces	US Air Forces in Europe
TOTAL	168,057	115,562	34,634	17,861	173,352	120,780	34,341	18,231
PERSONNEL SECURITY INVESTIGATIONS - TOTAL	134,991	96,850	25,720	12,421	140,267	101,865	25,557	12,865
PERSONNEL BACKGROUND INVESTIGATIONS - (PBI) - TOTAL	106,651	96,850	5,512	4,289	111,821	101,865	5,450	4,506
THEATER AGENCY CHECKS - (TAG) - TOTAL	28,340	-	20,208	8,132	28,466	-	20,107	8,359
36 Personnel Investigations - Special	2,039	2,039	-	-	2,659	2,659	-	-
38 Integrated Reg USAF Officers	1	1	-	-	14	14	-	-
39 Communications Personnel	18,937	17,956	688	293	18,928	17,969	642	317
40 USAF Civilian Employees	2,836	2,534	213	89	3,074	2,786	198	90
41 USAF Military Personnel	36,886	33,121	2,261	1,504	37,808	33,958	2,277	1,573
42 Facilities Employees	556	555	-	1	621	620	-	1
43 Contractor Employees	24,382	24,380	-	2	26,809	26,808	-	1
44 Aliens - Civilian	2,060	1,345	501	214	2,231	1,556	455	220
45 USAF Academy Cadets	1,053	1,053	-	-	1,027	1,027	-	-
46 OBI Personnel	920	920	-	-	943	943	-	-
51 Air National Guard	1,591	1,584	7	-	1,660	1,653	7	-
52 Air Force Inactive Reserve	1,028	1,026	2	-	1,080	1,079	1	-
53 Reciprocal Investigations	3,187	387	910	1,890	3,332	396	924	2,012
54 National Security Agency Matters	841	839	2	-	921	919	2	-
67 Employees Paid From Nonappropriated Funds	4	4	-	-	4	4	-	-
68 Special Requests	6,651	6,115	528	8	6,692	6,150	534	8
70 Aliens - Military	628	576	20	32	747	694	22	31
74 DOD Investigations, General	161	143	1	17	220	212	1	7
75 DOD Investigations, USAF Military	55	54	1	-	51	49	2	-
76 DOD Investigations, Special	1,009	1,007	1	1	1,055	1,053	1	1
77 Ultra-Sensitive Positions	1,234	1,142	68	24	1,350	1,252	79	19
144 Premarital Investigations	438	16	244	178	458	17	247	194
149 Name Traces	143	53	59	31	128	47	52	29
244 Alien Employment Investigations	11	-	6	5	9	-	6	3
CRIMINAL INVESTIGATIONS - TOTAL	13,483	8,904	3,083	1,496	13,325	8,871	2,940	1,514
6 Homicide	282	190	72	20	270	191	60	19
7 Sex Offenses	2,068	1,543	297	228	2,107	1,562	299	246
8 Assault	742	463	192	87	738	468	179	91
9 Impersonation	91	81	8	2	94	85	7	2
12 Forgery	414	267	100	47	418	276	90	52
13 Larceny	1,082	878	122	82	1,069	872	112	85
14 Theft of Government Property	1,783	1,215	456	112	1,753	1,237	411	105
15 Robbery	120	81	26	13	118	78	28	12
16 Housebreaking	1,061	604	346	111	1,061	604	344	113
17 Narcotics Violations	2,384	1,674	477	233	2,292	1,615	459	218
18 Customs Violations	103	35	26	42	95	34	25	36
19 Blackmarket Activities	438	43	273	122	440	44	266	130
20 Property Destruction	177	124	32	21	171	120	30	21
21 Civil Rights Violations	5	4	-	1	5	4	-	1
22 Intimidation	30	24	4	2	29	23	4	2
23 Perjury	63	53	9	1	60	49	10	1
24 Special Inquiry	169	100	39	30	157	94	33	30
25 Improper Use or Diversion of Government Property or Employees	59	43	11	4	57	43	10	4
26 Misconduct	1,092	890	128	74	1,067	885	123	79
47 Postal Violations	557	343	140	74	518	332	134	82
50 Counterfeiting	267	38	192	37	260	41	186	33
53 Reciprocal Investigations	301	89	111	101	297	88	167	102
62 Bad Checks	116	97	9	10	119	100	9	10
72 Lie Detector Examinations	40	23	13	4	41	23	14	4
74 DOD Investigations, General	40	2	-	38	39	3	-	36

OF SPECIAL INVESTIGATIONS (OSI), WORLD-WIDE - FY 1968

AUXILIARY								CASE TYPE AND DESCRIPTION
Opened				Closed				
World-Wide	Continental US	Pacific Air Forces	US Air Forces in Europe	World-Wide	Continental US	Pacific Air Forces	US Air Forces in Europe	
182,223	172,639	5,140	4,444	185,307	175,762	5,036	4,509	TOTAL
166,823	160,029	3,367	3,427	170,022	163,206	3,296	3,520	PERSONNEL INVESTIGATIONS - TOTAL
165,613	160,029	3,042	2,512	168,755	163,206	2,976	2,573	PERSONNEL BACKGROUND INVESTIGATIONS -
1,210	-	325	885	1,267	-	320	947	(PBI) - TOTAL
6,097	5,868	116	113	6,441	6,217	113	111	THEATER AGENCY CHECKS - (TAC) - TOTAL
3	3	-	-	3	3	-	-	36 Personnel Investigations - Special
36,951	35,523	780	648	36,910	35,556	747	607	38 Integrated Reg USAF Officers
3,570	3,470	64	36	3,676	3,577	61	38	39 Communications Personnel
55,117	54,300	587	230	55,931	55,124	574	233	40 USAF Civilian Employees
1,141	1,095	12	34	1,191	1,146	12	33	41 USAF Military Personnel
40,721	39,862	644	215	42,137	41,276	627	234	42 Facilities Employees
3,245	2,463	118	664	3,413	2,596	126	691	43 Contractor Employees
1,533	1,456	39	38	1,574	1,493	38	43	44 Aliens - Civilians
2,921	2,596	211	114	2,933	2,601	209	123	45 USAF Academy Cadets
2,501	2,492	4	5	2,566	2,557	4	5	46 OSI Personnel
1,201	1,182	13	6	1,236	1,218	13	5	51 Air National Guard
91	71	13	7	90	69	13	8	52 Air Force Inactive Reserve
1,664	1,297	157	210	1,655	1,291	154	210	53 Reciprocal Investigations
9	9	-	-	9	9	-	-	54 National Security Agency Matters
846	819	20	7	887	856	22	9	67 Employees Paid From Nonappropriated Funds
1,212	1,063	40	109	1,316	1,149	41	126	68 Special Requests
200	191	2	7	215	205	3	7	70 Aliens - Military
128	124	1	3	119	116	1	2	74 DOD Investigations, General
3,310	3,107	150	53	3,231	3,040	145	46	75 DOD Investigations, USAF Military
2,606	2,522	62	22	2,692	2,606	63	23	76 DOD Investigations, Special
164	144	5	15	153	134	6	13	77 Ultra-Sensitive Positions
42	39	2	1	40	37	2	1	144 Premarital Investigations
340	333	2	5	337	330	2	5	149 Name Traces
6,183	4,915	943	325	6,097	4,870	907	320	244 Alien Employment Investigations
107	89	16	2	105	89	14	2	CRIMINAL INVESTIGATIONS - TOTAL
1,406	1,186	141	79	1,417	1,207	133	77	6 Homicide
120	98	17	5	120	97	17	6	7 Sex Offenses
25	22	1	2	24	22	1	1	8 Assault
345	265	55	25	343	265	52	26	9 Impersonation
470	390	64	16	467	385	65	17	12 Forgery
503	380	104	19	485	368	96	21	13 Larceny
24	19	4	1	26	22	4	-	14 Theft of Government Property
143	116	26	1	146	118	26	2	15 Robbery
1,152	918	191	43	1,109	887	181	41	16 Housebreaking
121	77	30	14	110	70	31	9	17 Narcotics Violations
408	293	93	22	412	299	92	21	18 Customs Violations
39	28	10	1	40	30	9	1	19 Blackmarket Activities
-	-	-	-	-	-	-	-	20 Property Destruction
10	10	-	-	11	10	1	-	21 Civil Rights Violations
62	50	11	1	58	48	10	-	22 Intimidation
126	100	19	7	117	93	17	7	23 Perjury
51	39	7	5	49	38	7	4	24 Special Inquiry
375	324	40	11	370	317	41	12	25 Improper Use or Diversion of Government Property or Employees
423	327	62	34	416	318	61	37	26 Misconduct
33	16	14	3	33	17	13	3	47 Postal Violations
154	101	26	27	156	105	24	27	50 Counterfeiting
80	62	12	6	77	60	12	5	53 Reciprocal Investigations
1	1	-	-	1	1	-	-	62 Bad Checks
5	4	-	1	5	4	-	1	72 Lie Detector Examinations
								74 DOD Investigations, General

TABLE 160 - SPECIAL INVESTIGATIONS CONDUCTED BY THE OFFICE

CASE TYPE AND DESCRIPTION	ORIGIN							
	Opened				Closed			
	World- Wide	Conti- nental US	Pacific Air Forces	US Air Forces in Europe	World- Wide	Conti- nental US	Pacific Air Forces	US Air Forces in Europe
<u>COUNTERINTELLIGENCE INVESTIGATIONS - TOTAL</u>	<u>16,960</u>	<u>7,536</u>	<u>5,614</u>	<u>3,810</u>	<u>17,144</u>	<u>7,774</u>	<u>5,656</u>	<u>3,714</u>
24 Special Inquiry	465	306	61	98	428	273	59	96
27 Espionage	180	69	29	82	184	93	31	60
28 Sabotage	18	11	6	1	14	10	4	-
30 Sedition	1	1	-	-	1	1	-	-
31 Disaffection	111	91	8	12	92	75	8	9
32 Subversive Activities	150	123	12	15	143	118	10	15
33 Communist Matters	533	271	116	146	502	281	121	100
34 Security Violations Investigations	99	72	11	16	85	64	9	12
49 Positive Intelligence	202	2	189	11	201	2	188	11
53 Reciprocal Investigations	105	13	13	79	102	12	10	80
56 CI Collections Matters	7,204	1,682	3,336	2,186	7,161	1,682	3,330	2,149
64 Technical Security Surveys	1,516	867	403	246	1,638	927	431	280
65 Special Security Services	325	82	148	95	346	89	160	97
66 CI Publications	2	1	-	1	3	1	-	2
69 Refugees and Defectors	3	-	1	2	1	-	1	-
70(33) Aliens - Military	89	85	1	3	87	83	1	3
71 USAF Military Personnel Special Category	147	127	10	10	206	182	14	10
73 OSI/Contact Pre - recruitment Investigations	4,829	2,913	1,216	700	4,923	2,994	1,234	695
74 DOD Investigations, General	762	746	2	14	836	818	2	16
127 Counterespionage	84	37	14	33	98	41	11	46
146 Associated Personnel	9	-	9	-	14	-	14	-
227 Special Operations	126	37	29	60	79	28	18	33
<u>FRAUD INVESTIGATIONS - TOTAL</u>	<u>2,623</u>	<u>2,272</u>	<u>217</u>	<u>134</u>	<u>2,596</u>	<u>2,270</u>	<u>188</u>	<u>138</u>
5 Bribery	45	30	8	7	39	25	9	5
10 Fraudulent Enlistment	50	45	3	2	54	48	4	2
24 Special Inquiry	93	72	17	4	83	70	10	3
53 Reciprocal Investigations	17	6	8	3	18	6	9	3
58 Procurement Matters	272	208	45	19	261	203	38	20
59 Disposal Matters	52	38	8	6	45	36	3	6
60 Nonappropriated Funds and Commissary Matters	218	122	46	50	211	124	31	56
61 Pay and Allowance Matters	1,875	1,751	82	42	1,884	1,758	84	42
74 DOD Investigations, General	1	-	-	1	1	-	-	1

Source: Directorate of Special Investigations, The Inspector General, Headquarters, USAF

OF SPECIAL INVESTIGATIONS (OSI), WORLD-WIDE - FY 1968 (CONTINUED)

AUXILIARY								CASE TYPE AND DESCRIPTION
Opened				Closed				
World-Wide	Continental US	Pacific Air Forces	US Air Forces in Europe	World-Wide	Continental US	Pacific Air Forces	US Air Forces in Europe	
<u>6,109</u>	<u>4,825</u>	<u>658</u>	<u>626</u>	<u>6,098</u>	<u>4,845</u>	<u>654</u>	<u>599</u>	<u>COUNTERINTELLIGENCE INVESTIGATIONS - TOTAL</u>
505	407	37	61	489	398	37	54	24 Special Inquiry
517	408	48	61	486	394	44	48	27 Espionage
31	28	2	1	27	24	2	1	28 Sabotage
-	-	-	-	-	-	-	-	30 Sedition
221	205	10	6	215	201	8	6	31 Disaffection
181	170	6	5	183	174	5	4	32 Subversive Activities
679	613	25	41	666	600	26	40	33 Communist Matters
109	82	7	20	98	76	5	17	34 Security Violations Investigations
1	-	1	-	1	-	1	-	49 Positive Intelligence
71	44	5	22	71	44	5	22	53 Reciprocal Investigations
36	17	19	-	36	17	19	-	56 CI Collections Matters
822	600	163	59	841	617	165	59	64 Technical Security Surveys
36	9	23	4	51	13	31	7	65 Special Security Services
1	1	-	-	-	-	-	-	66 CI Publications
-	-	-	-	-	-	-	-	69 Refugees and Defectors
119	104	-	15	106	96	-	10	70(33) Aliens - Military
242	203	7	32	271	226	6	39	71 USAF Military Personnel Special Category
830	410	245	175	828	409	244	175	73 OSI/Contact Pre - recruitment Investigations
1,331	1,243	37	51	1,368	1,279	35	54	74 DOD Investigations, General
241	187	12	42	229	180	11	38	127 Counterespionage
-	-	-	-	1	-	1	-	146 Associated Personnel
136	94	11	31	131	97	9	25	227 Special Operations
<u>3,108</u>	<u>2,870</u>	<u>172</u>	<u>66</u>	<u>3,090</u>	<u>2,841</u>	<u>179</u>	<u>70</u>	<u>FRAUD INVESTIGATIONS - TOTAL</u>
83	69	10	4	83	69	10	4	5 Bribery
98	88	9	1	99	88	9	2	10 Fraudulent Enlistment
128	109	8	11	136	119	7	10	24 Special Inquiry
13	11	1	1	13	11	1	1	53 Reciprocal Investigations
253	216	29	8	243	207	29	7	58 Procurement Matters
31	24	7	-	31	24	7	-	59 Disposal Matters
270	226	25	19	273	224	30	19	60 Nonappropriated Funds and Commissary Matters
2,228	2,123	83	22	2,208	2,095	86	27	61 Pay and Allowance Matters
4	4	-	-	4	4	-	-	74 DOD Investigations, General

SECURITY AND DISCIPLINE (CONTINUED)

THE JUDGE ADVOCATE GENERAL



INTRODUCTION

The Office of The Judge Advocate General provides statistical data reflecting trial of offenders against military law. The statistics are derived from AF Form 214 "Court-Martial and Article 15 Activities Report", AFR 111-3, submitted quarterly by each major command exercising general court-martial jurisdiction.

Table 162 reflects the number of military persons, subject to court-martial jurisdiction pursuant to Uniform Code of Military Justice, Article 2, who were tried by each type of court-martial; and the number of military persons receiving non-judicial punishment, for minor offenses, under Article 15.

Table 161 provides the over-all rates, per 1000 average assigned and attached military strength, for all persons tried in all types of courts-martial, and the rates, on the same basis, for those persons receiving non-judicial punishment.

DEFINITIONS

General Court-Martial - A general court-martial may adjudge a dishonorable or bad conduct discharge as part of the sentence.

Special(BCD)Court-Martial - A special court-martial which adjudges a bad conduct discharge as part of the sentence.

Special(Non-BCD)Court-Martial - A special court-martial which does not adjudge a discharge as part of the sentence, but may adjudge as much as six months confinement.

Summary Court-Martial - A summary court-martial may not adjudge a discharge or confinement for more than one month.

Non-Judicial Punishment - Punishment imposed for minor offenses, by the commanding officer, without the intervention of a court-martial, which does not become a permanent part of the offender's military record.

TABLE 161 - RATES FOR USAF PERSONNEL TRIED BY COURTS-MARTIAL AND FOR NON-JUDICIAL PUNISHMENT UNDER ARTICLE 15, WORLD-WIDE, BY QUARTER - FY 1968

DATE	COURT-MARTIAL RATES FOR PERSONS TRIED - ALL COURTS			ARTICLE 15 RATES FOR PERSONS RECEIVING ARTICLE 15		
	WORLD-WIDE	CONTINENTAL US	OVERSEAS	WORLD-WIDE	CONTINENTAL US	OVERSEAS
<u>TOTAL</u>	<u>3.3</u>	<u>3.2</u>	<u>3.5</u>	<u>30.3</u>	<u>25.4</u>	<u>43.7</u>
First Quarter(1 Jul 1967 Through 30 Sep 1967)	0.8	0.8	0.8	7.3	6.1	10.0
Second Quarter(1 Oct 1967 Through 31 Dec 1967)	0.7	0.8	0.6	6.8	6.0	8.4
Third Quarter(1 Jan 1968 Through 31 Mar 1968)	0.9	0.7	1.4	8.3	6.3	17.7
Fourth Quarter(1 Apr 1968 Through 30 Jun 1968)	0.8	0.8	0.9	8.0	7.0	10.3

Source: Executive Office - Judge Advocate General, USAF

TABLE 162 - USAF PERSONNEL TRIED BY COURTS-MARTIAL AND NON-JUDICIAL

PERSONS TRIED BY COURTS-MARTIAL AND ARTICLE 15 ACTIONS	WORLD- WIDE TOTAL	CONTINENTAL								
		ZI TOTAL	USAF a/	ADC	AFLC	AFSC	ATC	AU	HQ CMD	MAC
<u>PERSONS TRIED - TOTAL</u>	<u>3,053</u>	<u>2,170</u>	<u>2</u>	<u>220</u>	<u>114</u>	<u>116</u>	<u>330</u>	<u>11</u>	<u>17</u>	<u>232</u>
<u>General Court-Martial - Total</u>	<u>308</u>	<u>224</u>	<u>2</u>	<u>19</u>	<u>11</u>	<u>8</u>	<u>40</u>	<u>2</u>	<u>3</u>	<u>27</u>
First Quarter	88	64	-	5	2	3	15	-	-	4
Second Quarter	56	37	-	4	3	-	7	1	1	4
Third Quarter	71	54	2	4	3	2	6	-	-	9
Fourth Quarter	93	69	-	6	3	3	12	1	2	10
<u>Special(BCD) Court-Martial - Total</u>	<u>229</u>	<u>194</u>	<u>-</u>	<u>22</u>	<u>4</u>	<u>9</u>	<u>27</u>	<u>3</u>	<u>-</u>	<u>29</u>
First Quarter	58	49	-	7	-	1	6	1	-	10
Second Quarter	60	51	-	7	1	2	5	1	-	9
Third Quarter	48	39	-	3	3	3	5	-	-	6
Fourth Quarter	63	55	-	5	-	3	11	1	-	4
<u>Special(Non-BCD) Court-Martial - Total</u>	<u>1,620</u>	<u>1,181</u>	<u>-</u>	<u>119</u>	<u>70</u>	<u>65</u>	<u>180</u>	<u>6</u>	<u>14</u>	<u>118</u>
First Quarter	397	282	-	27	12	20	43	-	1	27
Second Quarter	358	277	-	29	19	12	45	1	4	25
Third Quarter	447	339	-	23	28	15	53	3	4	35
Fourth Quarter	418	283	-	40	11	18	39	2	5	31
<u>Summary Court-Martial - Total</u>	<u>896</u>	<u>571</u>	<u>1</u>	<u>60</u>	<u>29</u>	<u>34</u>	<u>83</u>	<u>-</u>	<u>-</u>	<u>58</u>
First Quarter	228	148	1	17	8	9	23	-	-	14
Second Quarter	202	138	-	10	6	13	20	-	-	8
Third Quarter	237	147	-	22	4	7	20	-	-	16
Fourth Quarter	229	138	-	11	11	5	20	-	-	20
<u>Article 15 Actions - Total</u>	<u>28,164</u>	<u>17,266</u>	<u>7</u>	<u>2,039</u>	<u>694</u>	<u>681</u>	<u>3,841</u>	<u>92</u>	<u>250</u>	<u>1,851</u>
First Quarter	6,698	4,006	1	469	136	155	866	32	57	381
Second Quarter	6,178	3,876	1	470	151	138	722	20	57	448
Third Quarter	7,765	4,836	1	524	216	206	1,090	17	63	518
Fourth Quarter	7,523	4,548	4	576	191	182	1,163	23	73	504

a/ Includes cadets.

b/ Includes AFAPC, AFCS, and OAR

Source: Executive Office - Judge Advocate General, USAF

PUNISHMENT UNDER ARTICLE 15, BY COMMAND, WORLD-WIDE BY QUARTER - FY 1968

US					OVERSEAS					PERSONS TRIED BY COURTS-MARTIAL AND ARTICLE 15 ACTIONS
MISC b/	SAC	TAC	USAFSS	FLD CMD (DASA)	OS TOTAL	AAC	USAFSO	PACAF	USAFE	
-	<u>721</u>	<u>397</u>	<u>7</u>	<u>2</u>	<u>883</u>	<u>40</u>	<u>1</u>	<u>552</u>	<u>289</u>	<u>PERSONS TRIED - TOTAL</u>
-	<u>65</u>	<u>46</u>	-	<u>1</u>	<u>84</u>	<u>7</u>	<u>1</u>	<u>40</u>	<u>36</u>	<u>General Court-Martial - Total</u>
-	22	13	-	-	24	-	-	17	7	First Quarter
-	5	11	-	1	19	1	-	10	8	Second Quarter
-	17	11	-	-	17	3	1	4	9	Third Quarter
-	21	11	-	-	24	3	-	9	12	Fourth Quarter
-	<u>63</u>	<u>36</u>	<u>1</u>	-	<u>35</u>	<u>6</u>	-	<u>19</u>	<u>10</u>	<u>Special(BCD) Court-Martial - Total</u>
-	13	10	1	-	9	-	-	5	4	First Quarter
-	16	10	-	-	9	4	-	3	2	Second Quarter
-	14	5	-	-	9	2	-	5	2	Third Quarter
-	20	11	-	-	8	-	-	6	2	Fourth Quarter
-	<u>355</u>	<u>250</u>	<u>4</u>	-	<u>439</u>	<u>17</u>	-	<u>307</u>	<u>115</u>	<u>Special(Non-BCD) Court-Martial - Total</u>
-	85	65	2	-	115	5	-	87	23	First Quarter
-	84	58	-	-	81	6	-	47	28	Second Quarter
-	102	75	1	-	108	3	-	80	25	Third Quarter
-	84	52	1	-	135	3	-	93	39	Fourth Quarter
-	<u>238</u>	<u>65</u>	<u>2</u>	<u>1</u>	<u>325</u>	<u>10</u>	-	<u>187</u>	<u>128</u>	<u>Summary Court-Martial - Total</u>
-	55	21	-	-	80	2	-	41	37	First Quarter
-	60	20	-	1	64	4	-	36	24	Second Quarter
-	65	12	1	-	90	3	-	59	28	Third Quarter
-	58	12	1	-	91	1	-	51	39	Fourth Quarter
<u>4</u>	<u>5,383</u>	<u>2,278</u>	<u>120</u>	<u>26</u>	<u>10,898</u>	<u>365</u>	<u>47</u>	<u>6,877</u>	<u>3,609</u>	<u>Article 15 Actions - Total</u>
-	1,291	570	39	9	2,692	72	9	1,718	893	First Quarter
1	1,259	581	23	5	2,302	97	9	1,377	819	Second Quarter
2	1,546	617	28	8	2,929	100	14	1,839	976	Third Quarter
1	1,287	510	30	4	2,975	96	15	1,943	921	Fourth Quarter

PART XII

INTRODUCTION

In general, the definitions contained herein have been taken from, or are in conformity to, the definitions included in Air Force Regulations 45 series Air Force Manual 35-3, and Air National Guard Regulations, as appropriate.

The statistical data pertaining to the Air Force Reserve and Air National Guard personnel normally refer to those who are not on extended active duty (EAD). Commissioned officers on EAD as Regular USAF Airmen or Regular USAF Warrant Officers and Reserve Warrant Officers on EAD as Regular USAF Airmen are also included in these data. These statistical tables are designed to show the composition and characteristics of Reserve Forces personnel and reflect the Reserves of the Air Force strength position at specific intervals throughout the fiscal year.

AIR FORCE RESERVE



DEFINITIONS

ACTIVE DUTY FOR TRAINING (AD TNG) - A full-time tour of duty with the active establishment for Reserve training, under orders which provide for automatic reversion to an inactive duty training status upon completion of the specified tour of active duty. This includes all tours accomplished under the provisions of AFR 45-14.

ACTIVE STATUS - That status of the reservists who make up, through voluntary participation or remaining obligated service, the active reserve.

ANG UNIT MOBILIZATION POSITION - An authorized position within an Air National Guard unit.

DRILL PAY STATUS RESERVISTS - Reservists who are authorized to receive pay for inactive and active duty for training

FLYING TRAINING - Flying activities as authorized by AFR 45-28 (regular flying training) and Sec B, AFR 45-10 (additional flying periods).

ELIGIBLE TO EARN POINTS - Being eligible, by virtue of reserve section of assignment, to earn points toward retirement (does not apply to the gratuitous points awarded active reservists. See AFR 45-15).

INACTIVE DUTY TRAINING - Unit training assemblies, training periods of instruction, appropriate duties, or equivalent training, including hazardous duty, which are performed with or without pay by a reservist not on EAD or on active duty for training. Includes duties performed in connection with training, administration, and/or support activities of the unit of assignment or study through the USAF Extension Course Institute. Points will be awarded in accordance with AFR 45-15.

OBLIGATED RESERVE SECTION - Reservists who fail to meet minimum requirements for retention in an active status are assigned to this section if they have completed all reserve service required by law. While assigned to this section, reservists are not eligible for active or inactive duty training, promotion, or award of points. They may be ordered to Extended Active Duty (EAD) involuntarily only if there are no other Ready or Standby Reservists of the appropriate grades and military specialties who are available for active military service and then only if the Director of Selective Service determines that they are available for EAD.

INELIGIBLE RESERVE SECTION (Other) - Consists of Ready Reservists who were transferred to the Air Force Reserve to complete a Reserve obligation in accordance with the Universal Military Training and Service Act of 1948, as amended, who do not voluntarily participate in any Reserve Training programs or point gaining activities.

JOB PROFICIENCY TRAINING (JPT) - Training given an individual Reservist during periods of active or inactive duty to maintain or increase proficiency through actual performance in his mobilization assignment.

COMPONENTS - RESERVE FORCES AND ROTC (CONTINUED)**AIR FORCE RESERVE (CONTINUED)**

MOBILIZATION AUGMENTEE & REINFORCEMENT DESIGNEE SECTION - Administrative sections of the Major Air Command headquarters and its subordinate organizations: Reservists authorized Parts I and III of the Reserve Space and Grade Authorization by Headquarters USAF are assigned to those sections and are comprised of:

1. Part I, Major Command War Augmentation Requirement for Individuals - Pertains to personnel assigned to and trained (both active and inactive duty training) by the Command.

2. Part III, General Reserve War Requirement for Individuals is the attritional replacement requirement of the Air Force. These personnel are assigned to and trained by Continental Air Command.

AF RESERVE UNIT MOBILIZATION POSITION - An authorized position within an AF Reserve unit that is organized to serve as a unit.

NON-AFFILIATED RESERVE SECTION - Comprised of Air Force Reserve members in an active status who are not assigned to an Air Force Reserve Category "A" unit or to a mobilization position, but do physically and professionally qualify for Reserve Training participation, meet established criteria for active military service, and meet minimum retention requirements by completing courses through the USAF Extension Course Institute, by participating in authorized pointgaining activities.

PAY GROUP - Groups established to identify those authorized pay for inactive and/or active duty for training. These groups also identify the amount of paid training authorized per year. They are:

- A - 48 paid inactive duty training periods and 15 active duty training days
- B - 24 paid inactive duty training periods and 15 active duty training days
- C - 12 paid inactive duty training periods and 15 active duty training days
- D - No paid inactive duty training periods but 15 paid active duty for training days
- E - No paid inactive duty training periods but 30 paid active duty for training days
- F - No paid inactive duty training periods but a minimum of 4 months active duty for training (one time only)

RESERVE SECTIONS - Classification of Reservists by type, amount of training and pay authorized, and/or type of unit or categories of assignment.

READY RESERVE - Air Force Reserve units and personnel who may be ordered to extended active duty involuntarily in time of war, national emergency declared by Congress or proclaimed by the President, or when otherwise authorized by law.

RESERVISTS IN NON-PAY STATUS ASSIGNMENTS - Air Force Reservists who are physically and professionally qualified for active duty, but for whom no position vacancy exists in Pay Status Assignment, or those who do not participate in the Air Force Reserve training program to the extent required for retention in Pay Status Assignments. Except for the maximum age of 60, there are no age-in-grade or availability requirements.

RESERVISTS IN PAY STATUS ASSIGNMENTS - Participating Ready Reservists who are authorized pay for active and inactive duty training, or pay for active duty for training only.

RETIRED RESERVE - Air Force Reserve personnel whose service has been honorable and are eligible under AFR 45-39A and who have applied for and received transfer to the Reserve Retired List.

STANDBY RESERVE - Air Force Reserve personnel who may be ordered to extended active duty involuntarily only in time of war, national emergency declared by Congress, or when otherwise authorized by law.

TRAINING CATEGORY - Categories established to identify training required to maintain individual or unit proficiency.

AIR NATIONAL GUARD



DEFINITIONS

AIR NATIONAL GUARD AUTHORIZED STRENGTH - Total manning authorized under appropriate Tables of Organization, Tables of Distribution, and Unit Manning Documents currently augmented and/or reduced by the National Guard Bureau.

PROGRAM STRENGTH - Manning objective, applicable to units in being or scheduled for activation by a specified period of time.

AIR FORCE RESERVE OFFICERS TRAINING CORPS (AFROTC)



ADVANCED COURSE - The third and fourth year program of instruction in Air Science.

AFROTC CADET ENROLLMENT - All Air Force Reserve Officers' Training Corps cadets in active participation in ROTC training in conjunction with the academic curriculum at civilian educational institutions. Includes cadets who are tentatively accepted and conditionally enrolled in the advanced course pending determination of eligibility for enrollment.

AIR SCIENCE - The official designation of the Air Force ROTC program of instruction.

BASIC COURSE - The first and second year program of instruction in Air Science.

CATEGORY I-N - Comprises cadets who qualify for navigator training.

CATEGORY I-P - Comprises cadets who qualify for pilot training.

CATEGORY II - Comprises cadets pursuing prescribed engineering and scientific courses of study.

CATEGORY III - Comprises cadets pursuing non-technical courses of study.

CATEGORY IV - Comprises prior service cadets other than those accepted under categories I-P, I-N, II and III (active duty tour not required).

CATEGORY V - Comprises cadets eliminated from I-P and I-N for flying inaptitude or medical reasons, and other groups as designated in special circumstances by Headquarters, USAF.

Source: Data Applications Division, Data Services Center, Comptroller of the Air Force

TABLE 163 - AF RESERVE PERSONNEL BY RESERVE SECTION, FY 1968 BY QUARTER

PAY STATUS AND RESERVE SECTION	OFFICERS				AIRMEN			
	30 SEP 67	31 DEC 67	31 MAR 68	30 JUN 68	30 SEP 67	31 DEC 67	31 MAR 68	30 JUN 68
<u>TOTAL</u>	<u>160,930</u>	<u>159,549</u>	<u>158,894</u>	<u>159,529</u>	<u>251,042</u>	<u>255,995</u>	<u>256,187</u>	<u>257,757</u>
<u>PAID - TOTAL</u>	<u>13,649</u>	<u>13,595</u>	<u>12,716</u>	<u>12,418</u>	<u>36,598</u>	<u>37,097</u>	<u>34,480</u>	<u>33,909</u>
<u>Drill Pay Status - Total</u>	<u>10,557</u>	<u>10,599</u>	<u>9,769</u>	<u>9,514</u>	<u>34,504</u>	<u>35,390</u>	<u>32,986</u>	<u>32,823</u>
<u>48 Annual Drills - Total</u>	<u>8,262</u>	<u>8,289</u>	<u>7,449</u>	<u>7,188</u>	<u>32,917</u>	<u>33,825</u>	<u>31,374</u>	<u>31,126</u>
Tactical Airlift Units	2,505	2,495	2,436	2,237	12,209	12,448	12,603	12,099
Military Airlift Wing	2,838	2,864	2,119	2,108	13,934	14,236	11,085	11,281
Aerospace Rescue & Recovery Sq	180	178	144	144	550	569	424	414
Air Terminal Squadrons	73	70	72	51	1,008	1,019	1,019	711
Censorship Squadron	166	165	163	159	18	17	18	18
Reserve Maintenance & Supply Sq - Mobile Support	32	32	32	34	540	581	681	735
Reserve Support Sq - Mobile Enroute	68	70	74	87	496	519	701	806
Air Postal Groups & Flights	33	31	29	28	164	156	153	153
Hospital	65	62	-	-	189	193	-	-
Aeromedical Evacuation Squadrons	291	308	333	316	640	713	847	889
Medical Service Units	1,152	1,159	1,207	1,218	3,094	3,294	3,767	3,945
Mobilization Augmentee - Selective Service Squadrons	257	264	264	270	-	-	-	-
Mobilization Augmentee - Job Proficiency Tng - Flying	285	281	266	224	11	15	11	14
Mobilization Augmentee - Air Reserve Regions	317	310	310	312	64	65	65	61
<u>24 ANNUAL DRILLS - TOTAL</u>	<u>2,295</u>	<u>2,310</u>	<u>2,320</u>	<u>2,326</u>	<u>1,587</u>	<u>1,565</u>	<u>1,612</u>	<u>1,697</u>
Mobilization Augmentee - Job Proficiency Tng - Non-Fly	2,295	2,310	2,320	2,326	1,587	1,565	1,612	1,697
<u>ACTIVE DUTY PAY ONLY - TOTAL</u>	<u>3,092</u>	<u>2,996</u>	<u>2,947</u>	<u>2,904</u>	<u>2,094</u>	<u>1,707</u>	<u>1,494</u>	<u>1,086</u>
Mobilization Augmentee - 15 Days AD Training	1,960	1,914	1,865	1,831	179	166	172	160
Mobilization Augmentee - 30 Days AD Training	51	44	40	43	542	279	186	138
Mobilization Augmentee - O/S Positions	464	441	473	476	58	54	54	54
Mobilization Augmentee - Specialty Training Squadron	617	597	569	554	29	28	25	24
Non-Prior Service on AD for Training	-	-	-	-	1,286	1,180	1,057	710
<u>NON-PAID - TOTAL</u>	<u>84,874</u>	<u>82,221</u>	<u>80,907</u>	<u>80,313</u>	<u>183,995</u>	<u>175,605</u>	<u>168,008</u>	<u>165,741</u>
Non-Prior Service in Delay Status	-	-	-	-	1,713	1,739	1,154	612
Reinforcement Designee - MOARS - M	10,085	9,761	9,532	9,120	900	892	872	858
Reinforcement Designee - MOARS - T	1,591	1,651	2,045	2,016	97	88	99	101
Reinforcement Designee - MOARS - X	1,536	1,555	1,569	1,993	19	18	20	18
Obligated Res Sec - more than 12 mos EAD with a remaining mil svc obligation	6,915	6,879	6,572	5,609	118,906	118,312	116,160	115,335
Obligated Res Sec - less than 12 mos EAD with a remaining mil svc obligation	93	73	68	73	3,586	3,435	3,107	3,006
Obligated Res Sec - EAD commitment, remaining mil svc obligation	5,543	4,410	5,137	5,958	157	66	55	53
Non Affiliated Reserve Section - Non Obligators	16,604	14,928	13,935	13,024	1,953	1,851	1,673	1,551
Non Affiliated Reserve Section - Obligators	613	683	787	662	10,772	10,808	11,007	10,936
Inactive Status List Reserve Section	41,894	42,281	41,262	41,858	45,764	38,395	33,861	33,183
AF Academy Preparatory School Selectees	-	-	-	-	128	1	-	88
<u>RESERVE RETIRED SECTION - TOTAL</u>	<u>62,407</u>	<u>63,733</u>	<u>65,271</u>	<u>66,798</u>	<u>30,449</u>	<u>43,293</u>	<u>53,699</u>	<u>58,107</u>

Source: Data Applications Division, Data Services Center, Comptroller of the Air Force

TABLE 164 — FUNCTIONAL DISTRIBUTION OF AIR FORCE RESERVE AIRCRAFT AS OF 30 JUNE 1968 AND HOURS FLOWN DURING FY 1968

MISSION AND DESIGN	FLYING HOUR TOTAL	FUNCTIONAL DISTRIBUTION				INACTIVE
		AIRCRAFT TOTAL	ACTIVE AIRCRAFT			
			Total	Operating	Non-Operating	
<u>TOTAL</u>	<u>163,750</u>	<u>426</u>	<u>426</u>	<u>410</u>	<u>16</u>	-
<u>OPERATING ACTIVE (F.H.)</u>	163,419	N/A	N/A	N/A	N/A	N/A
<u>SEARCH AND RESCUE - TOTAL</u>	<u>9,913</u>	<u>32</u>	<u>32</u>	<u>29</u>	<u>3</u>	-
HC-97G.	3,719	9	9	6	3	-
HU-16B.	6,194	23	23	23	-	-
<u>CARGO - TOTAL</u>	<u>153,342</u>	<u>394</u>	<u>394</u>	<u>331</u>	<u>13</u>	-
C-119G.	67,994	269	269	266	3	-
C-124C.	84,654	117	117	108	9	-
C-130A.	694	8	8	7	1	-
<u>TRAINER - TOTAL</u>	<u>164</u>	-	-	-	-	-
TC-47	164	-	-	-	-	-
NON-OPERATING ACTIVE.	331	N/A	N/A	N/A	N/A	N/A

Note: N/A - Not Applicable F. H. - Flying Hours
 Source: Data Applications Division, Data Services Center, Comptroller of the Air Force

TABLE 165 — AGE (IN MONTHS) DISTRIBUTION OF AIR FORCE RESERVE AIRCRAFT BY MISSION, DESIGN, AND SERIES, CONTINENTAL US — 30 JUNE 1968

MISSION AND DESIGN	AV-ERAGE AGE IN MONTHS	AIR-CRAFT TOTAL	AIRCRAFT BY AGE (IN MONTHS)										
			0 thru 12	13 thru 24	25 thru 36	37 thru 48	49 thru 60	61 thru 72	73 thru 84	85 thru 96	97 thru 108	109 and Older	
<u>TOTAL</u>	<u>182.7</u>	<u>426</u>	-	-	-	-	-	-	-	-	-	-	<u>426</u>
<u>SEARCH AND RESCUE - TOTAL</u>	<u>183.4</u>	<u>32</u>	-	-	-	-	-	-	-	-	-	-	<u>32</u>
HC-97.	9	9	-	-	-	-	-	-	-	-	-	-	9
HU-16B	23	23	-	-	-	-	-	-	-	-	-	-	23
<u>CARGO - TOTAL</u>	<u>182.6</u>	<u>394</u>	-	-	-	-	-	-	-	-	-	-	<u>394</u>
C-119G	269	269	-	-	-	-	-	-	-	-	-	-	269
C-124C	117	117	-	-	-	-	-	-	-	-	-	-	117
C-130A	8	8	-	-	-	-	-	-	-	-	-	-	8

Source: Data Applications Division, Data Services Center, Comptroller of the Air Force

TABLE 166 - AIR NATIONAL GUARD PERSONNEL GRADE AND AGE ANALYSIS - 30 JUNE 1968

GRADE	TOTAL	AGE GROUPING BY YEARS										AVERAGE AGE
		17-20	21-25	26-30	31-35	36-40	41-45	46-50	51-55	56-60	61-65	
<u>TOTAL OFFICER</u>	<u>9,292</u>	<u>1</u>	<u>656</u>	<u>1,870</u>	<u>2,338</u>	<u>1,876</u>	<u>1,184</u>	<u>1,072</u>	<u>242</u>	<u>52</u>	<u>1</u>	<u>35</u>
GENERAL	72	-	-	-	-	-	11	38	18	5	-	49
COLONEL	243	-	-	-	2	-	49	121	54	17	-	48
LIEUTENANT COLONEL . .	1,089	-	-	-	2	85	387	481	110	24	-	46
MAJOR	2,410	-	-	-	352	1,060	633	333	32	-	-	40
CAPTAIN	3,251	-	3	716	1,757	698	70	7	-	-	-	33
FIRST LIEUTENANT . . .	891	-	111	580	184	16	-	-	-	-	-	28
SECOND LIEUTENANT . . .	1,156	1	542	574	39	-	-	-	-	-	-	25
WARRANT OFFICER . . .	180	-	-	-	2	17	34	92	28	6	1	46
<u>TOTAL AIRMAN</u>	<u>65,969</u>	<u>9,207</u>	<u>26,970</u>	<u>16,139</u>	<u>5,256</u>	<u>4,144</u>	<u>1,900</u>	<u>1,652</u>	<u>566</u>	<u>131</u>	<u>4</u>	<u>26</u>
CHIEF MASTER SERGEANT.	749	-	-	1	48	178	193	238	80	11	-	43
SENIOR MASTER SERGEANT	1,344	-	-	27	198	485	250	281	87	16	-	41
MASTER SERGEANT . . .	4,541	-	1	300	1,212	1,499	676	585	213	54	1	38
TECHNICAL SERGEANT . .	5,010	-	65	1,207	1,823	1,072	410	300	106	26	1	34
STAFF SERGEANT	10,634	2	2,042	5,412	1,712	798	337	232	75	22	2	29
SERGEANT	15,464	293	9,277	5,535	215	92	30	15	5	2	-	25
AIRMAN FIRST CLASS . .	19,653	3,616	12,614	3,360	39	19	4	1	-	-	-	23
AIRMAN	6,396	3,818	2,302	269	6	1	-	-	-	-	-	20
AIRMAN BASIC	2,178	1,478	669	28	3	-	-	-	-	-	-	19

Source: Personnel Division, Personnel Plans Policy and Systems Branch, National Guard Bureau

TABLE 167 - AUTHORIZED AND ASSIGNED AIR NATIONAL GUARD PERSONNEL IN FEDERALLY RECOGNIZED UNITS BY STATE AND THE US POSSESSION OF PUERTO RICO - 30 JUNE 1968

STATE AND US POSSESSIONS	FEDERALLY RECOGNIZED UNITS	AUTHORIZED STRENGTH				ASSIGNED STRENGTH			
		Total	Officer	Warrant Officer	Airman	Total	Officer	Warrant Officer	Airman
<u>TOTAL</u>	<u>757</u>	<u>89,197</u>	<u>12,482</u>	<u>13</u>	<u>76,702</u>	<u>75,261</u>	<u>7,110</u>	<u>130</u>	<u>65,869</u>
<u>UNITED STATES - TOTAL</u>	<u>747</u>	<u>87,987</u>	<u>12,322</u>	<u>13</u>	<u>75,652</u>	<u>74,202</u>	<u>8,982</u>	<u>179</u>	<u>65,641</u>
Alabama	21	2,711	297	-	2,414	2,394	230	7	2,117
Alaska	2	333	54	-	279	263	39	-	224
Arizona	15	1,910	290	-	1,620	1,635	206	4	1,405
Arkansas	9	995	126	-	869	965	106	3	850
California	43	5,784	775	-	5,009	4,810	589	16	4,205
Colorado	4	284	42	1	343	325	33	2	290
Connecticut	8	1,184	125	-	1,059	946	86	4	856
Delaware	9	1,007	187	-	820	898	143	2	753
District of Columbia	3	333	33	-	300	260	20	1	239
Florida	7	937	105	-	832	765	78	4	683
Georgia	26	3,318	517	-	2,801	3,055	406	8	2,641
Hawaii	15	1,756	184	-	1,572	1,503	141	1	1,361
Idaho	7	939	107	-	832	761	73	3	685
Illinois	26	2,997	387	-	2,610	2,589	324	5	2,260
Indiana	20	1,889	258	-	1,631	1,519	182	1	1,336
Iowa	9	1,227	180	-	1,047	1,042	137	7	908
Kansas	8	779	117	1	661	643	80	1	560
Kentucky	1	23	12	1	10	33	9	-	24
Louisiana	10	1,217	123	-	1,094	962	91	3	868
Maine	10	1,318	179	-	1,139	1,067	119	-	948
Maryland	13	1,248	186	1	1,061	1,021	131	1	839
Massachusetts	24	2,620	318	2	2,300	2,135	230	7	1,818
Michigan	26	2,563	362	-	2,205	2,167	266	2	1,899
Minnesota	18	2,049	320	-	1,729	1,785	244	2	1,531
Mississippi	22	2,344	333	-	2,011	1,949	224	1	1,724
Missouri	24	2,779	439	-	2,340	2,354	308	4	2,040
Montana	7	984	104	-	880	753	75	1	677
Nebraska	9	917	121	-	796	895	105	1	739
Nevada	1	16	9	1	6	42	6	-	36
New Hampshire	10	1,002	181	1	820	864	120	-	744
New Jersey	18	2,036	316	-	1,720	1,773	238	3	1,532
New Mexico	1	14	7	1	6	22	7	-	15
New York	37	4,571	797	-	3,774	3,747	479	11	3,257
North Carolina	13	1,210	200	-	1,010	1,137	162	1	774
North Dakota	7	940	106	1	833	776	85	-	691
Ohio	36	4,091	530	-	3,561	3,283	379	3	2,901
Oklahoma	23	2,534	430	1	2,103	2,157	304	6	1,847
Oregon	10	1,421	138	1	1,282	1,151	22	10	1,049
Pennsylvania	24	3,683	513	-	3,170	3,104	382	12	2,710
Rhode Island	9	1,220	193	-	1,027	953	128	6	813
South Carolina	9	1,099	111	1	987	983	78	-	803
South Dakota	7	943	105	-	838	771	76	3	699
Tennessee	33	3,600	609	-	2,991	3,272	478	9	2,786
Texas	28	3,355	392	-	2,963	2,764	309	-	2,455

TABLE 167 - AUTHORIZED AND ASSIGNED AIR NATIONAL GUARD PERSONNEL IN FEDERALLY RECOGNIZED UNITS BY STATE AND THE US POSSESSION OF PUERTO RICO - 30 JUNE 1968 (CONTINUED)

STATES AND US POSSESSIONS	FEDERALLY RECOGNIZED UNITS	AUTHORIZED STRENGTH				ASSIGNED STRENGTH			
		Total	Officer	Warrant Officer	Airman	Total	Officer	Warrant Officer	Airman
<u>UNITED STATES (Continued)</u>									
Utah	10	1,216	196	-	1,020	1,073	129	9	935
Vermont	7	945	107	-	838	754	83	-	671
Virginia	9	882	118	-	764	706	82	-	624
Washington	16	1,860	199	-	1,661	1,561	159	5	1,397
West Virginia	17	1,805	318	-	1,487	1,423	208	2	1,213
Wisconsin	17	2,089	284	-	1,805	1,734	208	3	1,523
Wyoming	9	953	182	-	771	798	113	2	683
<u>US POSSESSION - TOTAL</u>	<u>10</u>	<u>1,210</u>	<u>160</u>	<u>-</u>	<u>1,050</u>	<u>1,059</u>	<u>130</u>	<u>1</u>	<u>928</u>
Puerto Rico	10	1,210	160	-	1,050	1,059	130	1	928

Source: Personnel Division, Personnel Plans Policy and Systems Branch, National Guard Bureau

TABLE 168 - AIR NATIONAL GUARD TRAINING BY TYPE, UNITED STATES AND POSSESSIONS, BY QUARTER - FY 1968

TYPE OF TRAINING	NUMBER COMPLETING FLYING AND TECHNICAL TRAINING				
	Total	First Quarter	Second Quarter	Third Quarter	Fourth Quarter
<u>TOTAL</u>	<u>4,038</u>	<u>1,626</u>	<u>815</u>	<u>565</u>	<u>1,032</u>
Officer	1,920	507	429	355	629
Airman	2,118	1,119	386	210	403
<u>NAVIGATOR TRAINING - TOTAL</u>	<u>59</u>	<u>18</u>	<u>13</u>	<u>13</u>	<u>15</u>
Officer	59	18	13	13	15
<u>PILOT TRAINING - TOTAL</u>	<u>125</u>	<u>16</u>	<u>29</u>	<u>27</u>	<u>53</u>
Officer	125	16	29	27	53
<u>TECHNICAL TRAINING - TOTAL</u>	<u>3,854</u>	<u>1,592</u>	<u>773</u>	<u>525</u>	<u>964</u>
Officer	1,736	473	387	315	561
Airman	2,118	1,119	386	210	403

Source: Personnel Division, Personnel Plans Policy and Systems Branch, National Guard Bureau

TABLE 169 - FUNCTIONAL DISTRIBUTION OF AIR NATIONAL GUARD AIRCRAFT BY MISSION AND DESIGN, WORLD-WIDE - 30 JUNE 1968

(IRAN - Inspection and Repair As Necessary)

MISSION AND DESIGN OF AIRCRAFT	AIR-CRAFT TOTAL	ACTIVE								INACTIVE TOTAL
		Total	Operating Active				Non-Operating Active			
			Total	Tactical and Combat Support	Training	Administrative	Total	Maintenance, Modification and IRAN	Other	
<u>TOTAL</u>	<u>1,441</u>	<u>1,438</u>	<u>1,334</u>	<u>1,326</u>	<u>1</u>	<u>7</u>	<u>104</u>	<u>97</u>	<u>7</u>	<u>3</u>
<u>TANKER - TOTAL</u>	<u>55</u>	<u>55</u>	<u>53</u>	<u>53</u>	-	-	<u>2</u>	<u>2</u>	-	-
KC-97L	55	55	53	53	-	-	2	2	-	-
<u>FIGHTER - TOTAL</u>	<u>744</u>	<u>744</u>	<u>676</u>	<u>675</u>	<u>1</u>	-	<u>68</u>	<u>64</u>	<u>4</u>	-
F-84F	251	251	228	228	-	-	23	23	-	-
F-86H	1	1	-	-	-	-	1	-	1	-
F-89J	40	40	40	40	-	-	-	-	-	-
F-100C	20	20	19	19	-	-	1	1	-	-
F-100F	2	2	2	2	-	-	-	-	-	-
F-102A	351	351	317	317	-	-	34	31	3	-
TF-102A	31	31	28	28	-	-	3	3	-	-
NTF-102A	1	1	1	-	1	-	-	-	-	-
F-104C	16	16	14	14	-	-	2	2	-	-
F-104D	3	3	3	3	-	-	-	-	-	-
F-105B	28	28	24	24	-	-	4	4	-	-
<u>RECONNAISSANCE - TOTAL</u>	<u>167</u>	<u>167</u>	<u>152</u>	<u>152</u>	-	-	<u>15</u>	<u>15</u>	-	-
RB-57A	28	28	26	26	-	-	2	2	-	-
RB-57C	1	1	1	1	-	-	-	-	-	-
RB-57E	1	1	-	-	-	-	1	1	-	-
RF-84F	137	137	125	125	-	-	12	12	-	-
<u>SEARCH AND RESCUE - TOTAL</u>	<u>18</u>	<u>18</u>	<u>16</u>	<u>16</u>	-	-	<u>2</u>	<u>2</u>	-	-
HU-16B	18	18	16	16	-	-	2	2	-	-
<u>CARGO - TOTAL</u>	<u>306</u>	<u>304</u>	<u>287</u>	<u>280</u>	-	<u>7</u>	<u>17</u>	<u>14</u>	<u>3</u>	<u>2</u>
C-47A	4	4	4	4	-	-	-	-	-	-
VC-47A	15	15	15	15	-	-	-	-	-	-
C-47D	1	1	1	1	-	-	-	-	-	-

DOWNGRADED TO:
UNCLASSIFIED AFTER 1 YEAR

TABLE 169 - FUNCTIONAL DISTRIBUTION OF AIR NATIONAL GUARD AIRCRAFT BY MISSION AND DESIGN, WORLD-WIDE -
30 JUN 1968 (CONTINUED)

MISSION AND DESIGN OF AIRCRAFT	AIR-CRAFT TOTAL	ACTIVE								INAC-TIVE TOTAL
		Total	Operating Active				Non-Operating Active			
			Total	Tactical and Combat Support	Training	Admin- istra- tive	Total	Mainte- nance, Modifi- cation and IRAN	Other	
<u>CARGO - TOTAL</u> (Continued)										
VC-47D	2	2	2	2	-	-	-	-	-	-
C-54D	10	10	10	10	-	-	-	-	-	-
VC-54D	2	2	1	1	-	-	1	1	-	-
C-54E	8	8	7	7	-	-	1	1	-	-
VC-54E	1	1	1	1	-	-	-	-	-	-
C-54G	10	10	10	10	-	-	-	-	-	-
VC-54G	1	1	1	1	-	-	-	-	-	-
C-54M	6	6	6	6	-	-	-	-	-	-
C-97E	1	1	1	1	-	-	-	-	-	-
C-97G	105	105	100	100	-	-	5	3	2	-
C-119C	16	16	15	15	-	-	1	1	-	-
C-121A	2	-	-	-	-	-	-	-	-	2
C-121C	30	30	24	22	-	2	6	5	1	-
C-121G	7	7	7	7	-	-	-	-	-	-
C-123J	8	8	7	7	-	-	1	1	-	-
C-124C	72	72	70	70	-	-	2	2	-	-
VB-26B	3	3	3	-	-	3	-	-	-	-
NT-29B	1	1	1	-	-	1	-	-	-	-
VT-29E	1	1	1	-	-	1	-	-	-	-
<u>TRAINER - TOTAL</u>	<u>126</u>	<u>126</u>	<u>126</u>	<u>126</u>	-	-	-	-	-	-
T-33A	126	126	126	126	-	-	-	-	-	-
<u>UTILITY - TOTAL</u>	<u>25</u>	<u>24</u>	<u>24</u>	<u>24</u>	-	-	-	-	-	<u>1</u>
U-6A	1	-	-	-	-	-	-	-	-	1
U-10D	24	24	24	24	-	-	-	-	-	-

Source: Data Applications Division, Data Services Center, Comptroller of the Air Force

DOWNGRADED TO:
UNCLASSIFIED AFTER 1 YEAR

TABLE 170 - AGE (IN MONTHS) DISTRIBUTION OF AIR NATIONAL GUARD AIRCRAFT BY MISSION, DESIGN, AND SERIES, WORLD-WIDE 30 JUN 1968

MISSION AND DESIGN	AV- ERAGE AGE IN MONTHS	AIR- CRAFT TOTAL	AIRCRAFT BY AGE (IN MONTHS)										
			0 thru 12	13 thru 24	25 thru 36	37 thru 48	49 thru 60	61 thru 72	73 thru 84	85 thru 96	97 thru 108	109 and Older	
<u>TOTAL</u>	<u>156.0</u>	<u>1,441</u>	<u>8</u>	<u>16</u>	-	-	-	-	-	-	-	<u>12</u>	<u>1,405</u>
<u>TANKER - TOTAL</u> . . .		<u>55</u>	-	-	-	-	-	-	-	-	-	-	<u>55</u>
KC-97L	164.1	55	-	-	-	-	-	-	-	-	-	-	55
<u>FIGHTER - TOTAL</u> . . .	<u>144.1</u>	<u>744</u>	-	-	-	-	-	-	-	-	-	<u>11</u>	<u>733</u>
F-84F		251	-	-	-	-	-	-	-	-	-	-	251
F-86H		1	-	-	-	-	-	-	-	-	-	-	1
F-89J		40	-	-	-	-	-	-	-	-	-	-	40
F-100C		20	-	-	-	-	-	-	-	-	-	-	20
F-100F		2	-	-	-	-	-	-	-	-	-	-	2
F-102A		351	-	-	-	-	-	-	-	-	-	-	351
TF-102A		32	-	-	-	-	-	-	-	-	-	-	32
F-104C		16	-	-	-	-	-	-	-	-	-	-	16
F-104D		3	-	-	-	-	-	-	-	-	-	2	1
F-105B		28	-	-	-	-	-	-	-	-	-	9	19
<u>RECONNAISSANCE -</u>													
<u>TOTAL</u>	<u>152.5</u>	<u>167</u>	-	-	-	-	-	-	-	-	-	-	<u>167</u>
RB-57A		28	-	-	-	-	-	-	-	-	-	-	28
RB-57C		1	-	-	-	-	-	-	-	-	-	-	1
RB-57E		1	-	-	-	-	-	-	-	-	-	-	1
RF-84F		137	-	-	-	-	-	-	-	-	-	-	137
<u>SEARCH AND RESCUE -</u>													
<u>TOTAL</u>	<u>191.8</u>	<u>18</u>	-	-	-	-	-	-	-	-	-	-	<u>18</u>
HU-16		18	-	-	-	-	-	-	-	-	-	-	18
<u>CARGO - TOTAL</u>	<u>190.6</u>	<u>305</u>	-	-	-	-	-	-	-	-	-	-	<u>305</u>
C-47A		4	-	-	-	-	-	-	-	-	-	-	4
VC-47A		15	-	-	-	-	-	-	-	-	-	-	15
C-47D		1	-	-	-	-	-	-	-	-	-	-	1
VC-47D		2	-	-	-	-	-	-	-	-	-	-	2
C-54D		10	-	-	-	-	-	-	-	-	-	-	10
VC-54D		2	-	-	-	-	-	-	-	-	-	-	2
C-54E		9	-	-	-	-	-	-	-	-	-	-	9
C-54G		10	-	-	-	-	-	-	-	-	-	-	10
VC-54G		1	-	-	-	-	-	-	-	-	-	-	1
C-54M		6	-	-	-	-	-	-	-	-	-	-	6
C-97E		1	-	-	-	-	-	-	-	-	-	-	1
C-97G		105	-	-	-	-	-	-	-	-	-	-	105
C-119C		16	-	-	-	-	-	-	-	-	-	-	16
C-121A		2	-	-	-	-	-	-	-	-	-	-	2
C-121C		30	-	-	-	-	-	-	-	-	-	-	30
C-121G		7	-	-	-	-	-	-	-	-	-	-	7
C-123J		8	-	-	-	-	-	-	-	-	-	-	8
C-124C		72	-	-	-	-	-	-	-	-	-	-	72
VB-26B		3	-	-	-	-	-	-	-	-	-	-	3
VT-29E		1	-	-	-	-	-	-	-	-	-	-	1
<u>TRAINER - TOTAL</u> . . .	<u>165.3</u>	<u>127</u>	-	-	-	-	-	-	-	-	-	<u>1</u>	<u>126</u>
T-29B		1	-	-	-	-	-	-	-	-	-	-	1
T-33A		126	-	-	-	-	-	-	-	-	-	1	125
<u>UTILITY - TOTAL</u>	<u>19.5</u>	<u>25</u>	<u>8</u>	<u>16</u>	-	-	-	-	-	-	-	-	<u>1</u>
U-6A		1	-	-	-	-	-	-	-	-	-	-	1
U-10D		24	8	16	-	-	-	-	-	-	-	-	-

Source: Data Applications Division, Data Services Center, Comptroller of the Air Force

DOWNGRADED TO:
UNCLASSIFIED AFTER 1 YEAR

TABLE 171 - HOURS FLOWN BY AIR NATIONAL GUARD AIRCRAFT, BY MISSION AND DESIGN AIRCRAFT, WORLD-WIDE, BY QUARTER - FY 1968

MISSION AND DESIGN	TOTAL	FIRST QUARTER	SECOND QUARTER	THIRD QUARTER	FOURTH QUARTER
<u>TOTAL</u>	<u>464,672</u>	<u>130,174</u>	<u>115,136</u>	<u>110,065</u>	<u>109,297</u>
<u>OPERATING ACTIVE</u>	<u>463,826</u>	<u>130,099</u>	<u>115,005</u>	<u>109,827</u>	<u>108,895</u>
<u>NON-OPERATING ACTIVE</u>	<u>846</u>	<u>75</u>	<u>131</u>	<u>238</u>	<u>402</u>
<u>BOMBER - TOTAL</u>	<u>8,257</u>	<u>2,615</u>	<u>1,955</u>	<u>1,690</u>	<u>1,997</u>
B/RB-57C	304	105	63	70	66
B/EB/RB-57E	175	70	32	42	31
EB/RB-57A	6,490	2,089	1,506	1,270	1,625
B/VB-26	1,288	351	354	308	275
<u>TANKER - TOTAL</u>	<u>18,814</u>	<u>5,274</u>	<u>5,171</u>	<u>4,191</u>	<u>4,178</u>
KC-97L	18,814	5,274	5,171	4,191	4,178
<u>FIGHTER - TOTAL</u>	<u>194,574</u>	<u>58,733</u>	<u>50,286</u>	<u>42,536</u>	<u>43,019</u>
F-105B	4,443	1,237	1,004	1,027	1,175
F-104C	1,443	44	393	473	533
F-104D	425	38	76	178	133
F-102A	87,675	23,725	20,478	20,311	23,161
TF-102A	7,261	1,725	1,742	1,742	2,052
F-101A/C	560	347	165	48	-
F-101B	2	-	2	-	-
F/TF-101F	128	59	46	23	-
F-100C	26,905	12,123	9,982	3,440	1,360
F-100F	2,767	1,064	1,095	431	177
F-89J	10,343	2,705	2,385	2,499	2,754
F-86H	8,218	3,193	1,708	2,461	856
F-84F	44,404	12,473	11,210	9,903	10,818
<u>RECONNAISSANCE - TOTAL</u>	<u>33,928</u>	<u>9,498</u>	<u>8,834</u>	<u>7,946</u>	<u>7,650</u>
RF-101A/B/C/G/H	5,784	2,725	2,365	694	-
RF-84F	28,144	6,773	6,469	7,252	7,650
<u>SEARCH AND RESCUE - TOTAL</u>	<u>4,061</u>	<u>1,139</u>	<u>1,062</u>	<u>802</u>	<u>1,058</u>
HU-16B	4,061	1,139	1,062	802	1,058
<u>CARGO - TOTAL</u>	<u>162,331</u>	<u>40,761</u>	<u>37,629</u>	<u>43,300</u>	<u>40,641</u>
C-124C	32,515	6,137	7,208	9,305	9,865
C-123J	2,320	515	514	610	681
C-121C	15,888	3,706	4,372	3,570	4,240
C-121G	8,835	2,543	2,227	2,462	1,603
C-119C	4,217	1,038	852	1,029	1,298
C-97D/E/F/G/K	74,933	20,443	16,483	20,801	17,206
C/VC-54D/E/G/M	14,574	3,255	3,469	3,811	4,039
C/AC/VC-47A/B/D	9,049	3,124	2,504	1,712	1,709
<u>TRAINER - TOTAL</u>	<u>34,824</u>	<u>9,986</u>	<u>8,565</u>	<u>7,942</u>	<u>8,331</u>
T-33A	34,289	9,854	8,459	7,797	8,179
T/VT-29B	80	-	-	-	80
VT-29E	455	132	106	145	72
<u>UTILITY - TOTAL</u>	<u>7,037</u>	<u>2,093</u>	<u>1,503</u>	<u>1,420</u>	<u>2,021</u>
U-10A/B/D	6,549	1,617	1,491	1,420	2,021
U-6A	488	476	12	-	-
<u>NON-OPERATING ACTIVE</u>	<u>846</u>	<u>75</u>	<u>131</u>	<u>238</u>	<u>402</u>

Source: Data Applications Division, Data Services Center, Comptroller of the Air Force

DOWNGRADED TO:
UNCLASSIFIED AFTER 1 YEAR

TABLE 172 - AIR FORCE RESERVE OFFICER TRAINING CORPS (AFROTTC) CADET ENROLLMENT
BY INSTITUTION, BY YEAR OF COURSE, BY STATE OR US POSSESSION - FY 1968

INSTITUTION BY STATE OR US POSSESSION	TOTAL	BASIC		ADVANCED	
		First Year	Second Year	First Year	Second Year
AS OF 30 JUNE 1968					
<u>TOTAL</u>	<u>42,026</u>	<u>21,247</u>	<u>14,118</u>	<u>944</u>	<u>5,717</u>
<u>ALABAMA - TOTAL</u>	<u>2,254</u>	<u>1,091</u>	<u>931</u>	<u>43</u>	<u>189</u>
Auburn University	999	508	365	33	93
Alabama, University of	925	390	453	5	77
Tuskegee Institute	330	193	113	5	19
<u>ARIZONA - TOTAL</u>	<u>2,262</u>	<u>1,218</u>	<u>936</u>	<u>20</u>	<u>88</u>
Arizona, University of	1,311	725	540	8	38
Arizona State University	951	493	396	12	50
<u>ARKANSAS - TOTAL</u>	<u>1,069</u>	<u>643</u>	<u>374</u>	-	<u>52</u>
Arkansas University	1,069	643	374	-	52
<u>CALIFORNIA - TOTAL</u>	<u>445</u>	<u>62</u>	<u>57</u>	<u>20</u>	<u>306</u>
Fresno State College	25	-	-	-	25
Loyola University of Los Angeles	98	35	36	3	24
San Jose State College	40	-	-	-	40
Stanford University	14	-	-	-	14
California, University of	72	-	-	5	67
Southern California, University	107	27	21	6	53
California Institute of Technology	4	-	-	-	4
Occidental College	9	-	-	-	9
San Diego State College	39	-	-	5	34
San Francisco State College	14	-	-	-	14
University of California at Berkeley	23	-	-	1	22
<u>COLORADO - TOTAL</u>	<u>560</u>	<u>309</u>	<u>133</u>	<u>38</u>	<u>80</u>
Colorado State University	316	187	71	7	51
Colorado State College	95	49	23	4	19
Colorado, University of	149	73	39	27	10
<u>CONNECTICUT - TOTAL</u>	<u>153</u>	<u>70</u>	<u>43</u>	-	<u>40</u>
Trinity College	12	-	-	-	12
Connecticut, University of	141	70	43	-	28
<u>DISTRICT OF COLUMBIA - TOTAL</u>	<u>350</u>	<u>204</u>	<u>91</u>	<u>4</u>	<u>51</u>
Georgetown University	17	-	-	-	17
Howard University	252	160	68	4	20
Catholic University of America	81	44	23	-	14
<u>FLORIDA - TOTAL</u>	<u>1,243</u>	<u>563</u>	<u>510</u>	<u>14</u>	<u>156</u>
Florida State University	221	85	61	9	66
Florida, University of	945	451	425	4	65
Miami, University of	77	27	24	1	25
<u>GEORGIA - TOTAL</u>	<u>1,553</u>	<u>819</u>	<u>591</u>	<u>29</u>	<u>114</u>
Georgia, University of	1,074	546	477	3	48
Georgia Institute of Technology	367	217	84	26	40
Emory University	112	56	30	-	26
<u>HAWAII - TOTAL</u>	<u>37</u>	-	-	-	<u>37</u>
Hawaii, University of	37	-	-	-	37
<u>IDAHO - TOTAL</u>	<u>95</u>	<u>36</u>	<u>26</u>	<u>3</u>	<u>30</u>
Idaho, University of	95	36	26	3	30

TABLE 172 - AIR FORCE RESERVE OFFICER TRAINING CORPS (AFROT) CADET ENROLLMENT
 BY INSTITUTION, BY YEAR OF COURSE, BY STATE OR US POSSESSION - FY 1968 (CONTINUED)

INSTITUTION BY STATE OR US POSSESSION	TOTAL	BASIC		ADVANCED	
		First Year	Second Year	First Year	Second Year
AS OF 30 JUNE 1968 (Continued)					
<u>ILLINOIS - TOTAL</u>	<u>484</u>	<u>216</u>	<u>123</u>	<u>24</u>	<u>121</u>
Bradley University	86	37	30	-	19
Illinois, University of	170	70	42	9	49
Illinois Institute of Technology	56	24	15	3	14
Southern Illinois University	172	85	36	12	39
<u>INDIANA - TOTAL</u>	<u>1,102</u>	<u>589</u>	<u>276</u>	<u>24</u>	<u>213</u>
Butler University	37	13	10	11	3
Indiana, University of	194	93	62	-	39
Purdue University	353	196	84	12	61
Notre Dame, University of	350	228	72	-	50
Ball State Teachers College	15	-	-	-	15
Depauw University	63	20	22	-	21
Evansville College	90	39	26	1	24
<u>IOWA - TOTAL</u>	<u>649</u>	<u>297</u>	<u>181</u>	<u>12</u>	<u>159</u>
Coe College	44	18	13	1	12
Iowa State, University of Sc & Tech	186	74	56	7	49
Iowa State University & Grinnell College	307	154	83	1	69
Drake University	112	51	29	3	29
<u>KANSAS - TOTAL</u>	<u>1,351</u>	<u>711</u>	<u>394</u>	<u>50</u>	<u>196</u>
Kansas State University	782	451	209	11	111
Wichita, University of	300	146	103	3	48
Kansas, University	145	57	45	32	11
Washburn University of Topeka	124	57	37	4	26
<u>KENTUCKY - TOTAL</u>	<u>270</u>	<u>120</u>	<u>83</u>	<u>11</u>	<u>56</u>
Kentucky, University of	194	102	50	7	35
Louisville, University of	76	18	33	4	21
<u>LOUISIANA - TOTAL</u>	<u>1,897</u>	<u>1,003</u>	<u>718</u>	<u>32</u>	<u>144</u>
Louisiana Polytechnic Institute	154	64	50	5	35
Louisiana State University and A&M	1,293	722	503	8	60
Southwestern Louisiana, University of	219	104	77	19	19
Tulane University	231	113	88	-	30
<u>MAINE - TOTAL</u>	<u>55</u>	<u>25</u>	<u>16</u>	<u>-</u>	<u>14</u>
Colby College	55	25	16	-	14
<u>MARYLAND - TOTAL</u>	<u>418</u>	<u>244</u>	<u>106</u>	<u>11</u>	<u>57</u>
Maryland, University of	418	244	106	11	57
<u>MASSACHUSETTS - TOTAL</u>	<u>604</u>	<u>283</u>	<u>164</u>	<u>2</u>	<u>155</u>
College of Holy Cross	92	46	28	-	18
Lowell Technological Institute	161	84	47	-	30
Tufts University	58	36	10	-	12
Boston University	49	21	7	2	19
Harvard University	17	-	-	-	17
Massachusetts Institute of Technology	32	10	10	-	12
Massachusetts, University of	195	86	62	-	47
<u>MICHIGAN - TOTAL</u>	<u>633</u>	<u>282</u>	<u>178</u>	<u>55</u>	<u>118</u>
Michigan State University	220	105	67	33	15
Detroit, University of	110	28	26	12	44
Michigan, University of	145	74	31	7	33
Michigan College of M and T	158	75	54	3	26

TABLE 172 - AIR FORCE RESERVE OFFICER TRAINING CORPS (AFROTC) CADET ENROLLMENT
BY INSTITUTION, BY YEAR OF COURSE, BY STATE OR US POSSESSION - FY 1968 (CONTINUED)

INSTITUTION BY STATE OR US POSSESSION	TOTAL	BASIC		ADVANCED	
		First Year	Second Year	First Year	Second Year
AS OF 30 JUNE 1968 (Continued)					
<u>MINNESOTA - TOTAL</u>	369	168	72	37	92
St Olaf College	117	62	34	-	21
St Thomas, College of	86	45	16	1	24
Minnesota University of (Minneapolis)	58	-	-	32	26
Minnesota, University of (Duluth)	108	61	22	4	21
<u>MISSISSIPPI - TOTAL</u>	1,445	738	621	11	75
Mississippi State University	939	497	385	7	50
Mississippi University of	506	241	236	4	25
<u>MISSOURI - TOTAL</u>	449	131	154	57	107
St Louis University	245	47	108	56	34
Missouri, University of	184	84	46	1	53
Washington University of	20	-	-	-	20
<u>MONTANA - TOTAL</u>	192	89	67	2	34
Montana State College	81	38	26	1	16
Montana State University	111	51	41	1	18
<u>NEBRASKA - TOTAL</u>	607	333	168	7	99
Nebraska, University of	503	285	138	3	77
Omaha, University of	104	48	30	4	22
<u>NEW HAMPSHIRE - TOTAL</u>	143	51	48	3	41
New Hampshire, University of	133	51	48	3	31
Dartmouth College	10	-	-	-	10
<u>NEW JERSEY - TOTAL</u>	744	398	228	2	116
Rutgers University	394	206	140	-	48
Newark College of Engineering	146	72	42	2	30
Stevens Institute of Technology	190	120	46	-	24
Princeton University	14	-	-	-	14
<u>NEW MEXICO - TOTAL</u>	703	414	228	23	38
New Mexico State University	670	414	228	5	23
New Mexico University of	33	-	-	18	15
<u>NEW YORK - TOTAL</u>	1,443	694	437	1	311
Colgate University	10	-	-	-	10
Cornell University	69	32	17	-	20
Fordham University	97	30	29	-	38
New York University	153	73	41	1	38
Syracuse University	223	123	64	-	36
Union College	62	31	18	-	13
Rensselaer Polytechnic Institute	205	107	57	-	41
Manhattan College	435	228	151	-	56
Hobart College	7	-	-	-	7
University of Buffalo	170	70	60	-	40
University of Rochester	12	-	-	-	12
<u>NORTH CAROLINA - TOTAL</u>	963	506	280	13	164
Duke University	83	48	13	-	22
North Carolina, University of	38	-	-	-	38
North Carolina State University	287	133	97	4	53
East Carolina College	107	79	-	-	28
North Carolina College of A and T	448	246	170	9	23

TABLE 172 - AIR FORCE RESERVE OFFICER TRAINING CORPS (AFROTC) CADET ENROLLMENT
BY INSTITUTION, BY YEAR OF COURSE, BY STATE OR US POSSESSION - FY 1968 (CONTINUED)

INSTITUTION BY STATE OR US POSSESSION	TOTAL	BASIC		ADVANCED	
		First Year	Second Year	First Year	Second Year
AS OF 30 JUNE 1968 (Continued)					
<u>NORTH DAKOTA - TOTAL</u>	748	462	188	10	88
North Dakota, State University	454	302	110	4	38
North Dakota, University of	294	160	78	6	50
<u>OHIO - TOTAL</u>	3,793	1,958	1,364	58	413
Bowling Green State University	224	76	103	5	40
Case Institute of Technology	56	26	18	-	12
Capitol University	69	31	19	3	16
Denison University	111	62	31	18	-
Kent State University	150	75	46	6	23
Kenyon College	21	-	11	-	10
Miami University (Ohio)	227	103	74	-	50
Ohio State University	1,237	621	492	14	110
Ohio University	193	106	37	-	50
Ohio Wesleyan University	94	49	23	-	22
Otterbein College	110	64	25	-	21
Akron, University of	1,120	655	429	5	31
Cincinnati, University of	181	90	56	7	28
<u>OKLAHOMA - TOTAL</u>	896	497	230	32	137
Oklahoma State University	411	269	76	6	60
Oklahoma, University of	365	163	122	7	73
Tulsa, University of	120	65	32	19	4
<u>OREGON - TOTAL</u>	422	193	103	6	120
Oregon State University	147	72	37	-	38
Oregon, University of	171	90	40	1	40
Portland, University of	87	31	26	5	25
Willamette University	17	-	-	-	17
<u>PENNSYLVANIA - TOTAL</u>	1,845	817	758	95	175
Duquesne University	533	274	206	12	41
Gettysburg College	15	-	-	-	15
Lehigh University	150	88	37	-	25
Penn State University	188	70	61	9	48
Pittsburgh, University of	128	-	101	3	24
Allegheny College	68	37	12	19	-
Grove City College	743	348	341	52	2
St Joseph's College	20	-	-	-	20
<u>RHODE ISLAND - TOTAL</u>	16	-	-	-	16
Brown University	16	-	-	-	16
<u>SOUTH CAROLINA - TOTAL</u>	1,563	715	613	65	170
The Citadel	591	265	229	-	97
Clemson Agricultural College	724	329	311	23	61
South Carolina, University of	248	121	73	42	12
<u>SOUTH DAKOTA - TOTAL</u>	584	333	206	6	39
South Dakota State College	584	333	206	6	39
<u>TENNESSEE - TOTAL</u>	3,103	1,788	1,151	23	141
Memphis State University	2,283	1,327	898	14	44
Tennessee A and I State University	347	217	107	2	21
South, University of the	59	-	41	-	18
Tennessee, University of	414	244	105	7	58

TABLE 172 - AIR FORCE RESERVE OFFICER TRAINING CORPS (AFROTC) CADET ENROLLMENT
BY INSTITUTION, BY YEAR OF COURSE, BY STATE OR US POSSESSION - FY 1968 (CONTINUED)

INSTITUTION BY STATE OR US POSSESSION	TOTAL	BASIC		ADVANCED	
		First Year	Second Year	First Year	Second Year
AS OF 30 JUNE 1968 (Continued)					
<u>TEXAS - TOTAL</u>	<u>1,936</u>	<u>877</u>	<u>648</u>	<u>30</u>	<u>381</u>
Texas A and M University	629	318	169	13	129
Baylor University	114	44	49	1	20
Southern Methodist University	167	73	68	1	25
Texas Technological College	341	106	199	4	32
Texas, University of	146	48	34	3	61
East Texas State College	119	71	22	-	26
North Texas State University	217	127	46	4	40
Southwest Texas State College	103	45	33	4	21
Texas Christian University	100	45	28	-	27
<u>UTAH - TOTAL</u>	<u>422</u>	<u>211</u>	<u>80</u>	<u>6</u>	<u>125</u>
Utah, University of	26	-	-	1	25
Brigham Young University	276	145	53	5	73
Utah State University	120	66	27	-	27
<u>VERMONT - TOTAL</u>	<u>124</u>	<u>75</u>	<u>24</u>	<u>-</u>	<u>25</u>
St Michael's College	124	75	24	-	25
<u>VIRGINIA - TOTAL</u>	<u>607</u>	<u>271</u>	<u>213</u>	<u>6</u>	<u>117</u>
Virginia Polytechnic Institute	272	121	98	1	52
Virginia Military Institute	210	87	76	-	47
Virginia, University of	125	63	39	5	18
<u>WASHINGTON - TOTAL</u>	<u>438</u>	<u>195</u>	<u>83</u>	<u>22</u>	<u>138</u>
Central Washington State College	21	-	-	21	-
Puget Sound, University of	70	28	18	-	24
Washington State University	169	92	34	1	42
Washington, University of	178	75	31	-	72
<u>WEST VIRGINIA - TOTAL</u>	<u>452</u>	<u>268</u>	<u>119</u>	<u>11</u>	<u>54</u>
West Virginia University	435	268	119	9	39
Davis and Elkins College	17	-	-	2	15
<u>WISCONSIN - TOTAL</u>	<u>305</u>	<u>167</u>	<u>59</u>	<u>13</u>	<u>66</u>
Wisconsin, University of	127	54	24	9	40
Wisconsin State College	138	88	27	4	19
Lawrence College	40	25	8	-	7
<u>WYOMING - TOTAL</u>	<u>194</u>	<u>113</u>	<u>45</u>	<u>6</u>	<u>30</u>
Wyoming, University of	194	113	45	6	30
<u>PUERTO RICO - TOTAL</u>	<u>36</u>	<u>-</u>	<u>-</u>	<u>7</u>	<u>29</u>
Puerto Rico, University of	36	-	-	7	29

Source: Data Applications Division, Data Services Center, Comptroller of the Air Force

FISCAL

PART XIII

INTRODUCTION

This section reflects the funding operations of the various Air Force appropriations and/or funds with the respective major programs for the fiscal years indicated in the title of each table.

DEFINITIONS

APPROPRIATION - An authorization by an Act of Congress to incur obligations for specified purposes and to make payments therefor out of the Treasury.

APPROPRIATION ACCOUNT - An account established to make amounts available for obligation and expenditure from the Treasury. Appropriation accounts include not only accounts to which money is appropriated, but also revolving funds, working funds, trust funds, etc. Appropriation accounts do not include official deposit funds.

APPROPRIATION REIMBURSEMENT - Amounts collected or to be collected for commodities, work or services furnished or to be furnished to another appropriation or fund or to an individual, firm or corporation which by law may be credited to an appropriation or fund account. Amounts to be collected include accounts receivable, reimbursements earned but not billed and amounts anticipated for the remainder of the year. They may also include inter-agency orders accepted and on hand for which delivery has not been made to the extent that this order is a valid obligation of this ordering agency and the collection will be credited to the appropriation being reported.

BUDGET PROGRAM - A subdivision established under an appropriation to identify a significant segment of Air Force operations.

DISBURSEMENT - The amount of expenditure checks issued and cash payments made, net of refunds received. Disbursements shall include all advances.

EXPENDITURE - (1) In Federal Government, means disbursement. (2) Outside the Federal Government, means the same as accrued expenditure.

FUND - A sum of money or other resource authorized by law to be set aside and to be used or expended only for specified purposes.

OBLIGATION - The amount of an order placed, contract awarded, or service received, or any transaction which establishes a legal requirement for the ultimate disbursement of funds.

OBLIGATIONS INCURRED - Amounts of orders placed, contracts awarded, services received, and similar transactions during a given period requiring future payment of money.

PROGRAM YEAR - A concept of accounting for funds, obligations, and expenditures under a no year appropriation by identification of transactions in fiscal year segments identified by the fiscal year in which individual items were planned for obligation, without regard to the fiscal year in which the transactions were actually accomplished.

PROJECT ACCOUNT CLASSIFICATION - In appropriation and fund accounting an approved system of subdivision of an appropriation or fund for administrative use.

UNLIQUIDATED OBLIGATION - An obligation incurred for which payment has not been made.

UNOBLIGATED BALANCE - That portion of an authorization which has not been obligated.

TABLE 173 - DEPARTMENT OF THE AIR FORCE STATUS OF GROSS UNLIQUIDATED OBLIGATIONS - BEGINNING AND END OF FY 1968

(Figures are in thousands of dollars and do not necessarily add to totals due to rounding. Figures in parentheses denote minus amounts)

APPROPRIATION	UNLIQUIDATED OBLIGATIONS 1 JUL 1967	OBLIGATIONS			LESS GROSS EXPENDITURES IN FY 1968	TRANSFER OF UNLIQUIDATED OBLIGATIONS TO "M" ACCOUNT	UNLIQUIDATED OBLIGATIONS CARRIED FORWARD INTO FY 1969
		Incurred In FY 1968	Recoveries In FY 1968	Available for Liquidation			
<u>ALL APPROPRIATION - TOTAL</u>	\$ 11,450,067	\$ 26,508,763	(\$117,580)	\$ 37,841,250	\$ 26,810,025	\$ -	\$ 11,031,225
<u>Military Personnel - Total</u>	224,799	5,711,036	(93,269)	5,842,566	5,687,818	-	154,747
" M " Account - Prior Years	301	364	-	665	417	1	249
FY 1966	1,363	-	(2,721)	(1,358)	(1,357)	(1)	-
FY 1967	223,134	-	(90,548)	132,586	130,568	-	2,018
FY 1968	-	5,710,672	-	5,710,672	5,558,192	-	152,480
<u>Reserve Personnel - Total</u>	6,350	63,691	(374)	69,667	62,490	-	7,178
" M " Account - Prior Years	(1)	30	-	29	32	-	(2)
FY 1966	144	-	(116)	28	28	-	-
FY 1967	6,207	-	(258)	5,949	5,427	-	522
FY 1968	-	63,661	-	63,661	57,003	-	6,658
<u>National Guard Personnel - Total</u>	11,663	84,163	(496)	95,334	88,243	-	7,091
" M " Account - Prior Years	33	5	-	38	3	-	34
FY 1966	284	-	(309)	(25)	(25)	-	-
FY 1967	11,346	-	(188)	11,158	11,146	-	12
FY 1968	-	84,163	-	84,163	77,118	-	7,045
<u>Operation and Maintenance, Air Force - Total</u>	917,206	6,321,571	(21,066)	7,217,711	6,317,703	-	900,009
" M " Account - Prior Years	31,836	-	(220)	31,616	20,013	14,350	25,953
FY 1966	65,330	-	(12,181)	53,149	38,799	(14,350)	-
FY 1967	820,040	-	(8,664)	811,376	757,599	-	53,776
FY 1968	-	6,321,571	-	6,321,571	5,501,292	-	820,279
<u>Operation & Maintenance, Air National Guard - Total</u>	33,282	270,309	(530)	303,061	278,123	-	24,938
" M " Account - Prior Years	11	-	(1)	10	-	87	97
FY 1966	603	-	(4)	599	512	(87)	-
FY 1967	32,668	-	(525)	32,143	31,795	-	348
FY 1968	-	270,309	-	270,309	245,816	-	24,493
<u>Discontinued Procurement - Total</u>	5,360	-	(1,845)	3,515	580	-	2,935
" M " Account - Prior Years	5,360	-	(1,845)	3,515	580	-	2,935
<u>Aircraft Procurement - Total</u>	4,508,567	5,968,350	-	10,476,917	5,447,258	-	5,029,659
FY 1960	2,413	(24)	-	2,389	147	-	2,242
FY 1961	4,071	(269)	-	3,802	690	-	3,112
FY 1962	8,122	(1,550)	-	6,572	2,807	-	3,765
FY 1963	43,396	5,581	-	48,977	34,488	-	14,489
FY 1964	85,639	235	-	85,874	54,359	-	31,515
FY 1965	204,023	15,319	-	219,342	147,328	-	72,014
FY 1966	1,137,227	145,476	-	1,282,703	933,489	-	349,214
FY 1967	3,026,703	894,942	-	3,921,645	2,586,736	-	1,334,909
FY 1968	-	4,908,640	-	4,908,640	1,662,615	-	3,246,025
Undistributed	(3,028)	-	-	(3,028)	24,598	-	(27,626)

<u>Missile Procurement - Total</u>	<u>1,000,194</u>	<u>1,327,530</u>	-	<u>2,327,724</u>	<u>1,435,636</u>	-	<u>892,089</u>
FY 1960	2,000	(144)	-	1,856	1,136	-	720
FY 1961	3,683	(946)	-	2,737	987	-	1,750
FY 1962	2,892	(477)	-	2,415	763	-	1,652
FY 1963	11,452	(20,112)	-	(8,660)	(11,590)	-	2,930
FY 1964	23,101	(3,098)	-	20,003	11,780	-	8,223
FY 1965	42,549	2,488	-	45,037	35,014	-	10,023
FY 1966	170,465	19,890	-	190,355	163,083	-	27,272
FY 1967	744,640	129,741	-	874,381	693,143	-	181,238
FY 1968	-	1,200,188	-	1,200,188	525,801	-	674,387
Undistributed	(588)	-	-	(588)	15,518	-	(16,106)
<u>Other Procurement - Total</u>	<u>2,440,497</u>	<u>2,615,966</u>	-	<u>5,056,463</u>	<u>2,982,619</u>	-	<u>2,073,844</u>
FY 1960	228	337	-	565	349	-	216
FY 1961	1,870	(93)	-	1,777	978	-	799
FY 1962	3,237	(190)	-	3,047	1,399	-	1,648
FY 1963	9,793	1,483	-	11,276	4,911	-	6,365
FY 1964	50,373	5,840	-	56,213	30,143	-	26,070
FY 1965	171,847	7,418	-	179,265	80,783	-	98,482
FY 1966	675,903	13,623	-	689,526	504,432	-	185,094
FY 1967	1,528,617	369,888	-	1,898,505	1,431,244	-	467,261
FY 1968	-	2,217,660	-	2,217,660	912,165	-	1,305,495
Undistributed	(1,374)	-	-	(1,374)	16,215	-	(17,589)
<u>Research, Development, Test & Evaluation - Total</u>	<u>1,828,944</u>	<u>3,699,557</u>	-	<u>5,528,501</u>	<u>4,015,622</u>	-	<u>1,512,878</u>
FY 1963 & Prior Years	21,174	(3,037)	-	18,137	9,344	-	8,793
FY 1964	34,402	(3,400)	-	31,002	17,227	-	13,775
FY 1965	78,958	480	-	79,438	47,825	-	31,613
FY 1966	397,862	4,609	-	402,471	300,140	-	102,331
FY 1967	1,311,053	213,673	-	1,524,726	1,254,146	-	270,580
FY 1968	-	3,487,232	-	3,487,232	2,349,943	-	1,137,289
Liquidation Account	-	-	-	-	-	-	-
Undistributed	(14,505)	-	-	(14,505)	36,997	-	(51,502)
<u>Military Construction, A. F. - Total</u>	<u>461,534</u>	<u>433,324</u>	-	<u>894,858</u>	<u>478,599</u>	-	<u>416,259</u>
FY 1963 & Prior Years	7,973	5,105	-	13,078	9,257	-	3,821
FY 1964	10,442	1,502	-	11,944	5,294	-	6,650
FY 1965	32,385	(5,537)	-	26,848	28,677	-	(1,829)
FY 1966	270,570	66,487	-	337,057	248,386	-	88,671
FY 1967	156,016	142,156	-	298,172	189,890	-	108,282
FY 1968	-	223,613	-	223,613	9,263	-	214,350
Undistributed	(15,851)	-	-	(15,851)	(12,168)	-	(3,683)
<u>Military Construction, A.F.R. - Total</u>	<u>3,842</u>	<u>1,864</u>	-	<u>5,706</u>	<u>4,311</u>	-	<u>1,395</u>
FY 1963 & Prior Years	15	(2)	-	13	3	-	10
FY 1964	12	(8)	-	4	4	-	-
FY 1965	340	23	-	363	353	-	10
FY 1966	2,397	295	-	2,692	2,412	-	280
FY 1967	1,088	1,553	-	2,641	1,539	-	1,102
FY 1968	-	3	-	3	-	-	3
Undistributed	(10)	-	-	(10)	-	-	(10)
<u>Military Construction, A.N.G. - Total</u>	<u>7,829</u>	<u>11,397</u>	-	<u>19,226</u>	<u>11,023</u>	-	<u>8,203</u>
FY 1963 & Prior Years	6	253	-	259	179	-	80
FY 1964	208	566	-	774	503	-	271
FY 1965	1,513	1,596	-	3,109	2,404	-	705
FY 1966	2,441	2,459	-	4,900	3,928	-	972
FY 1967	3,665	3,225	-	6,890	3,709	-	3,181
FY 1968	-	3,299	-	3,299	191	-	3,108
Undistributed	(4)	-	-	(4)	111	-	(115)

Source: Financial Policy and Analysis Division, Directorate of Budget.

TABLE 174 — DEPARTMENT OF THE AIR FORCE AMOUNTS AVAILABLE FOR OBLIGATION DURING FY 1968 REFLECTING NEW OBLIGATION AUTHORITY AND THE APPLICATION OF PRIOR YEAR UNOBLIGATED BALANCES

(Figures are in thousands of dollars and do not necessarily add to totals due to rounding. Figures in parentheses denote minus amounts).

APPROPRIATION TITLES AND CITATION OF PUBLIC LAW FOR NEW OBLIGATING AUTHORITY ENACTED	NEW OBLIGATING AUTHORITY ENACTED	APPROPRIATION TRANSFERS	NET NEW OBLIGATING AUTHORITY	FY 1968 REIMBURSEMENTS	UNOBLIGATED CARRY-OVER APPLIED TO FY 1968 PROGRAM	TOTAL FY 1968 PROGRAM	UNOBLIGATED CARRY-OVER APPLIED TO PRIOR YEARS PROGRAM	TOTAL AVAILABLE FOR OBLIGATION DURING FY 1968
<u>ALL APPROPRIATIONS - TOTAL</u>	<u>\$24,437,057</u>	<u>\$ 814,013</u>	<u>\$25,251,070</u>	<u>\$ 1,094,450</u>	<u>\$ 3,614,173</u>	<u>\$29,959,693</u>	<u>\$ 36,536</u>	<u>\$29,996,228</u>
Military Personnel, A.F. PL 90-96, 90-392.	5,684,300	-	5,684,300	33,207	-	5,717,507	-	5,717,507
Reserve Personnel, A.F. PL 90-96, 90-392.	72,300	(680)	71,620	20	-	71,640	-	71,640
National Guard Personnel, A.F. PL 90-96, 90-392.	87,600	(3,200)	84,400	93	-	84,493	-	84,493
Operation and Maintenance, A.F. PL 90-96, 90-392.	5,403,025	490,904	5,893,929	386,487	31,285	6,311,701	9,870	6,321,571
Operation and Maintenance, A.N.G. PL 90-96, 90-392.	272,570	(6,600)	265,970	4,807	-	270,777	-	270,777
Aircraft Procurement, A.F. PL 90-96.	5,493,400	17,100	5,510,500	329,831	1,988,366	7,828,697	21,876	7,850,572
Missile Procurement, A.F. PL 90-96.	1,340,000	59,200	1,399,200	52,718	226,109	1,678,027	63	1,678,090
Other Procurement, A.F. PL 90-96.	2,429,800	16,200	2,446,000	71,325	773,447	3,290,772	4,727	3,295,499
Research, Development, Test and Evaluation PL 90-96, 90-392.	3,240,000	153,239	3,393,239	213,160	316,168	3,922,567	-	3,922,567
Military Construction, A.F. PL 90-180, 90-392.	400,662	87,850	488,512	2,802	260,193	751,507	-	751,507
Military Construction, A.F.R. PL 90-180	3,900	-	3,900	-	4,473	8,373	-	8,373
Military Construction, A.N.G. PL 90-180	9,500	-	9,500	-	14,132	23,632	-	23,632

Source: Financial Policy and Analysis Division, Directorate of Budget.

TABLE 175 -- DEPARTMENT OF THE AIR FORCE GROSS EXPENDITURES AND AMOUNTS AVAILABLE FOR EXPENDITURES DURING FY 1968

(Figures are in thousands of dollars and do not necessarily add due to rounding. Figures in parentheses denote minus amounts.)

APPROPRIATION	UNEXPENDED BALANCE 1 JULY 1967	FY 1968 NEW EXPENDITURE AUTHORITY	APPROPRIATION TRANSFERS & NON-EXPENDITURES TRANSACTIONS	TOTAL AVAILABLE FOR EXPENDITURE	NET EXPENDITURES DURING FY 1968	RESTORATIONS PUBLIC LAW 798 & UNOBLIGATED CARRY-OVER PRIOR YEARS	NET UNEXPENDED BALANCE 30 JUNE 1968
<u>MILITARY FUNCTIONS, AIR FORCE - TOTAL</u>	<u>\$13,620,223</u> ^{1/}	<u>\$24,437,057</u>	<u>\$986,415</u>	<u>\$39,043,695</u>	<u>\$25,792,054</u>	<u>\$ (114,575)</u>	<u>\$13,137,066</u>
<u>DIRECT APPROPRIATIONS - TOTAL</u>	<u>13,389,719</u> ^{1/}	<u>24,437,057</u>	<u>848,989</u>	<u>38,675,766</u>	<u>25,717,430</u>	<u>(114,804)</u>	<u>12,843,533</u>
Military Personnel	221,931	5,684,300	(1,559)	5,904,672	5,655,451	(98,910)	150,311
Reserve Personnel	6,351	72,300	(680)	77,971	62,465	(8,326)	7,180
National Guard Personnel	11,657	87,600	(3,200)	96,057	88,144	(821)	7,091
Operation and Maintenance, Air Force	843,686	5,403,025	500,774	6,747,485	5,943,817	(2,597)	801,071
Operation and Maintenance, Air National Guard	27,633	272,570	(6,600)	293,603	266,798	(2,275)	24,531
Discontinued Procurement Appropriation	5,360	-	-	5,360	557	(1,868)	2,935
Aircraft Procurement	5,391,054	5,493,400	38,976	10,923,430	5,078,535	-	5,844,895
Missile Procurement	1,213,812	1,340,000	59,263	2,613,075	1,387,840	-	1,225,235
Other Procurement	3,096,065	2,429,800	20,927	5,546,792	2,941,315	-	2,605,477
Research, Development, Test and Evaluation	1,821,459	3,240,000	153,239	5,214,698	3,800,444	-	1,414,254
Military Construction, Air Force	720,427	400,662	87,850	1,208,939	476,730	-	732,209
Military Construction, Air Force Reserve	8,315	3,900	-	12,214	4,311	-	7,904
Military Construction, Air National Guard	21,962	9,500	-	31,462	11,023	-	20,438
Preparation for Sale or Salvage of Military Property, Air Force	7	-	-	7	-	(7)	-
<u>MISCELLANEOUS ACCOUNTS - TOTAL</u>	<u>230,503</u>	<u>-</u>	<u>137,426</u>	<u>367,929</u>	<u>74,624</u>	<u>229</u>	<u>293,533</u>
Air Force Management Fund	7,328	-	-	7,328	5,381	229	2,176
Air Force Stock Fund	141,794	-	137,426	279,220	58,534	-	220,686
Air Force Industrial Fund	72,445	-	-	72,445	12,920	-	59,524
Defense Production Guarantees	8,936	-	-	8,936	(2,211)	-	11,147

^{1/} Includes obligation authority of \$1,559 under provisions of R.S. 3732, 41 USC 11

Source: Financial Policy and Analysis Division, Directorate of Budget.

TABLE 176 - DEPARTMENT OF THE AIR FORCE FUNDS AVAILABLE FOR OBLIGATION IN FY 1968 WITH ACTUAL OBLIGATIONS -
DURING FY 1968

(Figures are in thousands of dollars and do not necessarily add due to rounding. Figures in parentheses denote minus amounts.)

PRO-GRAM NUM-BER	APPROPRIATION AND PROGRAM TITLE	TOTAL AVAILABLE FOR OBLIGATION DURING FY 1968	TOTAL GROSS OBLIGATIONS	OBLIGATIONS			
				First Quarter	Second Quarter	Third Quarter	Fourth Quarter
	<u>ALL DIRECT APPROPRIATIONS - TOTAL</u>	\$ 30,008,273	\$ 26,508,365	\$ 7,416,772	\$ 6,434,604	\$ 5,809,991	\$ 6,846,998
	<u>MILITARY PERSONNEL - TOTAL</u>	5,717,507	5,710,672	1,420,904	1,462,605	1,441,430	1,385,733
510	Pay and Allowances of Officers	1,645,429	1,645,429	401,000	416,600	419,537	408,292
530	Pay and Allowances of Enlisted Personnel	3,232,096	3,232,096	803,000	826,000	827,585	775,511
550	Pay and Allowances of Cadets	8,194	8,188	2,645	2,050	1,968	1,525
560	Subsistence of Enlisted Personnel	356,123	356,123	86,344	84,822	86,327	98,630
570	Movements - Permanent Change of Station	422,025	422,054	117,359	122,289	99,908	82,498
590	Other Military Personnel Costs	46,806	46,812	10,503	10,897	6,115	19,297
993	Refunds on Transportation of Persons and Things	-	(29)	-	(1)	(10)	(18)
999	Miscellaneous Personnel Costs	-	-	54	(52)	-	(2)
	Resources Available for Obligations Adjustment	6,835	-	-	-	-	-
	<u>RESERVE PERSONNEL - TOTAL</u>	71,640	63,661	20,826	14,223	11,843	16,769
720	Reserve Personnel	53,918	53,918	17,055	11,895	10,128	14,840
780	Reserve Officer Candidates	9,743	9,743	3,771	2,328	1,715	1,929
	Resources Available for Obligations Adjustment	7,979	-	-	-	-	-
	<u>NATIONAL GUARD - TOTAL</u>	84,493	84,163	25,870	18,054	17,405	22,834
520	National Guard Personnel	84,510	84,163	25,870	18,054	17,405	22,834
	Undistributed Available	(17)	-	-	-	-	-
	<u>OPERATION AND MAINTENANCE, AIR FORCE - TOTAL</u>	6,333,616	6,321,571	1,751,815	1,455,419	1,485,670	1,628,667
410	Aircraft Fuel and Oil	675,928	675,928	146,651	137,300	161,572	230,405
430	Logistical Support	2,508,443	2,508,426	671,567	607,207	589,482	640,170
440	Training Support	403,618	392,006	114,851	89,915	92,263	94,957
450	Operational Support	2,043,658	2,042,308	635,555	451,159	476,149	479,445
470	Medical Support	193,306	192,874	45,895	43,841	45,938	57,200
480	Service Wide Support	505,352	498,944	134,832	123,290	117,710	123,112
490	Contingencies	3,311	3,197	392	802	457	1,546
993	Refunds on Transportation of Persons and Things	-	-	(1)	(3)	(4)	9
	Project Firm (562)	-	7,887	2,073	1,908	2,064	1,822
	Resources Available for Obligations Adjustment	(12,045)	-	-	-	-	-
	<u>OPERATION AND MAINTENANCE, AIR NATIONAL GUARD - TOTAL</u>	270,777	270,309	81,996	64,833	61,839	61,641
410	Operation of Aircraft	60,850	60,323	16,769	14,374	14,142	15,038
430	Logistical Support	35,537	35,537	14,538	10,124	6,065	4,810
440	Training Support	174,432	173,695	50,557	40,179	41,473	41,486
470	Medical Support	701	628	109	124	137	258
480	Service Wide Support	150	127	23	32	23	49
	Undistributed Available	(893)	-	-	-	-	-
	<u>FY 1968 AIRCRAFT PROCUREMENT - TOTAL</u>	7,850,572	5,968,350	1,586,173	1,723,652	958,946	1,699,579
	<u>AIRCRAFT PROCUREMENT FY 1968</u>	6,183,541	4,908,640	1,286,536	1,437,311	755,629	1,429,164
	<u>AIRCRAFT PROCUREMENT PRIOR YEARS</u>	1,667,031	1,059,710	299,637	286,341	203,317	270,415

TABLE 176 - DEPARTMENT OF THE AIR FORCE FUNDS AVAILABLE FOR OBLIGATION IN FY 1968 WITH ACTUAL OBLIGATIONS -
DURING FY 1968 (CONTINUED)

PRO- GRAM NUM- BER	APPROPRIATION AND PROGRAM TITLE	TOTAL AVAILABLE FOR OBLIGATIONS DURING FY 1968	TOTAL GROSS OBLIGATIONS	OBLIGATIONS			
				First Quarter	Second Quarter	Third Quarter	Fourth Quarter
<u>AIRCRAFT PROCUREMENT (Continued)</u>							
100000	Aircraft Weapon System	\$ 2,938,948	\$2,395,680	\$ 775,682	\$ 841,586	\$ 160,276	\$ 618,136
110000	Modifications	650,984	362,831	35,006	68,364	111,427	148,034
120000	In-Service Direct Ground Support Equipment - Common.	55,406	30,531	4,222	5,179	11,615	9,515
130000	Component Improvement	77,700	72,959	35,017	2,724	7,995	27,223
140000	Aircraft Industrial Facilities	40,953	15,527	-	944	2,750	11,833
150000	Aircraft Replenishment Spares and Repair Parts	923,000	884,209	256,543	216,655	212,263	198,768
160000	Aircraft Initial Spares and Repair Parts	407,300	354,201	46,921	52,570	80,019	174,691
170000	War Consumables	23,300	14,023	2,957	2,296	5,467	3,303
180000	Procurement for Other than AF	479,351	263,553	4,242	134,800	45,506	79,005
190000	Other Changes	586,600	515,331	126,006	112,220	118,346	158,759
993000	Refunds on Transportation of Persons and Things	-	(205)	(61)	(26)	(35)	(83)
	Undistributed	-	-	-	-	-	-
	<u>FY 1968 MISSILE PROCUREMENT - TOTAL</u>	<u>1,678,090</u>	<u>1,327,530</u>	<u>257,732</u>	<u>302,573</u>	<u>419,467</u>	<u>347,758</u>
	<u>MISSILE PROCUREMENT FY 1968</u>	<u>1,474,926</u>	<u>1,200,188</u>	<u>202,729</u>	<u>273,082</u>	<u>386,809</u>	<u>337,568</u>
	<u>PRIOR YEAR PROGRAMS</u>	<u>203,164</u>	<u>127,342</u>	<u>55,003</u>	<u>29,491</u>	<u>32,658</u>	<u>10,190</u>
200000	Missile Weapon System	388,015	233,694	19,853	67,259	69,827	76,755
210000	Modification	236,085	183,698	63,141	40,216	61,673	18,668
220000	Replacement Equipment & VATE	1,300	1,072	466	147	144	315
230000	Space Programs	11,600	4,837	2,066	1,135	159	1,477
240000	Missile Industrial Facilities	5,100	1,855	-	388	639	828
250000	Missile Replenishment Spares & Repair Parts	41,000	35,012	7,382	11,040	7,835	8,755
260000	Missile Initial Spares & Repair Parts	65,000	56,727	22,637	12,364	16,741	4,985
270000	Special Projects	51,000	31,302	870	2,909	5,944	21,579
280000	Procurement Other than AF	11,061	2,543	2	(2)	17	2,526
290000	Other Charges	664,765	649,532	86,329	137,641	223,868	201,694
993000	Refunds on Transportation of Persons and Things	-	(87)	(15)	(19)	(36)	(17)
	<u>FY 1968 OTHER PROCUREMENT - TOTAL</u>	<u>3,295,499</u>	<u>2,615,966</u>	<u>958,672</u>	<u>441,958</u>	<u>568,184</u>	<u>647,152</u>
	<u>OTHER PROCUREMENT FY 1968</u>	<u>2,718,309</u>	<u>2,217,660</u>	<u>796,273</u>	<u>362,824</u>	<u>476,574</u>	<u>581,989</u>
	<u>PRIOR YEAR PROGRAMS</u>	<u>577,190</u>	<u>398,306</u>	<u>162,399</u>	<u>79,134</u>	<u>91,610</u>	<u>65,163</u>
810000	Munitions and Associated Equipment	1,732,709	1,442,830	734,137	148,735	276,296	283,662
820000	Vehicular Equipment	93,177	70,132	10,271	6,824	27,131	25,906
830000	Cryptologic and Other USAF Security Service Equipment	29,645	18,014	1,000	5,984	2,503	8,527
840000	Electronic and Telecommunications Equipment	195,504	114,772	16,287	13,190	35,991	49,304
850000	Other Base Maintenance and Support Equipment	506,073	460,665	19,076	166,403	106,637	168,749
860000	Other Industrial Facilities	1,871	622	-	475	69	78
870000	Procurement for Other than Air Force	39,573	24,968	176	1,294	4,334	19,164
880000	Equipment Modification	32,256	12,528	1,932	3,955	1,401	5,240
890000	Spares	87,500	73,514	13,477	16,070	22,360	21,607
993000	Refunds on Transportation of Persons and Things	-	(585)	(84)	(105)	(148)	(248)

TABLE 176 - DEPARTMENT OF THE AIR FORCE FUNDS AVAILABLE FOR OBLIGATION IN FY 1968 WITH ACTUAL OBLIGATIONS - DURING FY 1968 (CONTINUED)

PRO-GRAM NUM-BER	APPROPRIATION AND PROGRAM TITLE	TOTAL AVAILABLE FOR OBLIGATIONS DURING FY 1968	TOTAL GROSS OBLIGATIONS	OBLIGATIONS			
				First Quarter	Second Quarter	Third Quarter	Fourth Quarter
	<u>FY 1968 - TOTAL</u>	\$ 3,922,567	\$ 3,699,557	\$ 1,230,063	\$ 909,332	\$ 774,368	\$ 785,794
	<u>RESEARCH, DEVELOPMENT, TEST AND EVALUATION - TOTAL</u> . . .	3,667,827	3,487,232	1,146,224	829,771	740,814	770,423
	<u>PRIOR YEAR PROGRAM - TOTAL</u>	254,740	212,325	83,839	79,561	33,554	15,371
601000	First Destination Transportation	-	-	-	-	-	-
610000	Aircraft and Related Equipment	818,615	789,929	285,855	209,528	151,429	143,117
620000	Missiles and Related Equipment	1,006,495	994,597	376,253	259,016	179,120	180,208
630000	Military Astronautics and Related Equipment	1,109,038	1,058,110	284,707	215,370	264,129	293,904
670000	Other Equipment	283,696	240,005	85,949	44,440	59,039	50,577
680000	Military Sciences	160,410	142,903	28,916	45,723	34,518	33,746
690000	Program Wide Management and Support	264,573	261,754	84,559	55,708	52,597	68,890
993000	Refunds on Transportation of Persons and Things	-	(65)	(15)	(12)	(19)	(19)
	Undistributed Available	25,000	-	-	-	-	-
	<u>FY 1968 - TOTAL</u>	751,507	433,324	77,193	40,996	69,853	245,282
	<u>MILITARY CONSTRUCTION, AIR FORCE - TOTAL</u>	457,618	223,613	492	560	28,990	193,571
	<u>PRIOR YEAR PROGRAMS - TOTAL</u>	293,889	209,711	76,701	40,436	40,863	51,711
310	Project Planning and Design	9,337	4,447	2	42	2,219	2,184
320	Major Construction, Inside the US	272,823	170,338	-	-	20,621	149,717
330	Major Construction, Outside the US	157,436	43,080	-	53	4,817	38,210
340	Minor Construction	12,900	5,100	490	466	1,305	2,839
350	Support Activities	4,810	530	-	-	28	502
993	Appropriation Refunds	-	(1)	-	(1)	-	-
	Appropriation Transfer Account	312	119	-	-	-	119
	<u>FY 1968 - TOTAL</u>	8,373	1,864	812	132	139	781
	<u>MILITARY CONSTRUCTION, AIR FORCE RESERVE - TOTAL</u>	4,400	3	-	-	-	3
	<u>PRIOR YEAR PROGRAMS - TOTAL</u>	3,973	1,861	812	132	139	778
310	Project Planning & Design	122	3	-	-	-	3
320	Major Construction	4,178	-	-	-	-	-
340	Minor Construction	100	-	-	-	-	-
	<u>FY 1968 - TOTAL</u>	23,632	11,397	4,714	831	848	5,005
	<u>MILITARY CONSTRUCTION AIR NATIONAL GUARD - TOTAL</u>	10,500	3,299	-	-	64	3,235
	<u>PRIOR YEAR PROGRAMS - TOTAL</u>	13,132	8,098	4,714	831	784	1,770
310	Project Planning and Design	600	296	-	-	64	232
320	Major Construction	9,800	2,964	-	-	-	2,964
340	Minor Construction	100	39	-	-	-	39

Source: Financial Policy and Analysis Division, Directorate of Budget.

TABLE 177 - DEPARTMENT OF THE AIR FORCE GROSS EXPENDITURES AGAINST FY 1968 PROGRAM -
DURING FY 1968

(Figures are in thousands of dollars and do not necessarily add to totals due to rounding. Figures in parentheses donate minus amounts.)

PROGRAM NUMBER	APPROPRIATION AND PROGRAM TITLE	TOTAL GROSS EXPENDITURES	GROSS EXPENDITURES			
			First Quarter	Second Quarter	Third Quarter	Fourth Quarter
	<u>ALL DIRECT APPROPRIATIONS FY 1968 -TOTAL</u>	\$16,899,399	\$2,703,056	\$4,006,655	\$4,648,155	\$5,541,533
	<u>MILITARY PERSONNEL - TOTAL</u>	5,558,192	1,281,790	1,396,602	1,427,386	1,452,414
510	Pay and Allowances of Officers	1,639,166	392,002	398,763	420,304	428,097
530	Pay and Allowances of Enlisted Personnel	3,203,916	757,555	793,838	824,501	828,022
550	Pay and Allowances of Cadets	7,850	2,622	2,017	1,934	1,277
560	Subsistence of Enlisted Personnel	330,972	69,858	82,978	86,006	92,130
570	Movements - Permanent Change of Station	320,178	46,816	93,400	89,426	90,536
590	Other Military Personnel Costs	45,492	8,779	11,557	5,370	19,786
993	Appropriation Refunds on Transportation of Persons and Things	(29)	-	(1)	-	(28)
999	Miscellaneous Personnel Costs	-	3,851	1,771	(1,138)	(4,484)
	Undistributed	10,648	256	12,328	985	(2,921)
	Project Firm	-	51	(51)	-	-
	<u>RESERVE PERSONNEL - TOTAL</u>	57,003	14,129	15,324	12,940	14,610
720	Reserve Personnel	48,060	12,426	11,564	11,137	12,933
780	Reserve Officer Candidates	8,942	1,734	3,709	1,781	1,718
993	Appropriation Refunds	-	-	-	-	-
	Undistributed	1	(31)	51	22	(41)
	<u>NATIONAL GUARD PERSONNEL - TOTAL</u>	77,119	12,797	25,558	18,014	20,750
520	National Guard Personnel	77,055	12,819	25,529	17,935	20,772
	Undistributed	64	(22)	29	79	(22)
	<u>OPERATION AND MAINTENANCE, AIR FORCE - TOTAL</u>	5,501,292	965,109	1,394,232	1,526,854	1,615,097
410	Aircraft Fuel and Oil	627,501	93,435	168,593	173,796	191,677
430	Logistical Support	2,112,210	333,518	547,662	562,174	668,856
440	Training Support	358,970	73,197	91,129	97,259	97,385
450	Operational Support	1,664,287	255,702	409,612	500,828	498,145
470	Medical Support	159,159	22,537	43,697	42,017	50,908
480	Service Wide Support	454,812	93,887	112,805	124,238	123,882
490	Contingencies	2,638	305	569	547	1,217
993	Refunds on Transportation of Persons and Things	(14)	(1)	(2)	(6)	(5)
994	Program Payments	6,754	4,677	3,220	4,059	(5,202)
	Undistributed (Unallocated)	56,836	1,302	(3,530)	19,833	39,231
	Advance to General Services Administration	32,000	48,400	(16,400)	-	-
991	Advance Payments	3,592	1,601	5,043	194	(3,246)
	Project Firm	7,547	1,548	1,834	1,914	2,251
	Advance to Defense Supply Agency	15,000	35,000	30,000	-	(50,000)
	<u>OPERATION AND MAINTENANCE, AIR NATIONAL GUARD - TOTAL</u>	245,816	35,585	67,588	66,076	76,567
410	Operation of Aircraft	55,988	-	20,775	12,499	22,714
430	Logistical Support	28,105	1,765	7,273	6,934	12,133
440	Training Support	160,650	33,829	39,244	46,674	40,903
470	Medical Support	431	42	134	139	116
480	Service Wide Support	110	7	25	35	43
	Undistributed	532	(57)	138	(206)	657
	<u>AIRCRAFT PROCUREMENT - TOTAL</u>	1,662,618	138,572	276,543	643,236	604,270
100000	Aircraft Weapons System	693,524	1	132,155	374,369	186,999
110000	Modifications	74,219	1,366	8,289	17,526	47,038
120000	In-Service Direct Ground Support Equipment-Common	8,222	24	970	2,628	4,600
130000	Component Improvement	39,209	2,996	6,612	10,772	18,829
140000	Aircraft Industrial Facilities	381	-	-	229	152
150000	Aircraft Replenishment Spares and Repair Parts	333,440	10,938	44,463	104,031	174,008
160000	Aircraft Initial Spares and Repair Parts	50,391	9	577	5,860	43,945
170000	War Consumables	4,949	-	53	1,393	3,503
180000	Procurement for Other Than Air Force	34,006	-	93	16,570	17,343
190000	Other Charges	424,180	123,247	82,588	110,417	107,928
301000	Aircraft Weapons System, First Destination Trans	299	52	766	(457)	(62)
993000	Refunds on Trans of Persons and Things	(202)	(61)	(26)	(102)	(13)

TABLE 177 - DEPARTMENT OF THE AIR FORCE GROSS EXPENDITURES AGAINST FY 1968 PROGRAM -
DURING FY 1968 (CONTINUED)

PROGRAM NUMBER	APPROPRIATION AND PROGRAM TITLE	TOTAL GROSS EXPENDITURES	GROSS EXPENDITURES			
			First Quarter	Second Quarter	Third Quarter	Fourth Quarter
	MISILE PROCUREMENT - TOTAL	\$ 525,801	\$ 32,344	\$ 119,919	\$ 154,622	\$ 218,916
200000	Missile Weapon System	90,515	1,538	9,246	25,732	53,999
210000	Modification	92,153	7,587	17,180	39,752	27,634
220000	Replacement Equipment and VATE	618	1	1	130	486
240000	Missile Industrial facilities	443	-	-	125	318
250000	Missile Replenishment Spares and Repair Parts	11,023	1,028	1,817	3,072	5,106
260000	Missile Initial Spares and Repair Parts	19,321	162	3,667	1,792	13,700
270000	Special Projects	5,438	-	244	2,263	2,931
280000	Procurement Other Than Air Force	12	2	-	1	9
290000	Other Charges	303,534	21,860	86,715	80,254	114,705
302000	Missile Weapon System, First Destination Transportation	276	1	331	757	(813)
993000	Refunds on Transportation of Persons and Things	(87)	(15)	(19)	(51)	(2)
	Undistributed	-	-	-	-	-
230000	Space Programs	2,555	180	737	795	843
	OTHER PROCUREMENT - TOTAL	912,165	6,763	165,665	165,902	573,835
810000	Munitions and Associated	448,772	4,543	26,849	40,716	376,664
820000	Vehicular Equipment	21,540	183	2,669	3,838	14,850
830000	Cryptologic and Other USAF Security Service Equipment	3,986	9	355	2,079	1,543
840000	Electronic and Telecommunications Equipment	27,637	-	2,838	5,704	19,095
850000	Other Base Maintenance and Support Equipment	373,692	1,105	126,897	100,190	145,500
860000	Other Industrial Facilities	5	-	-	-	5
870000	Procurement Other Than Air Force	3,060	-	124	134	2,802
880000	Equipment Modification	4,332	163	795	1,286	2,088
9930000	Refunds on Transportation of Persons and Things	(585)	(84)	(105)	(232)	(164)
3080000	Other Procurement, First Destination Transportation	3,235	279	2,504	(178)	630
	Undistributed	-	-	-	(195)	195
8800000	Spares	26,491	566	2,737	12,561	10,627
	RESEARCH, DEVELOPMENT, TEST AND EVALUATION - TOTAL	2,349,943	215,961	544,895	632,216	956,871
601000	First Destination Transportation	44	28	39	2	(25)
610000	Aircraft and Related Equipment	524,876	35,452	46,938	106,936	335,550
620000	Missiles and Related Equipment	730,250	63,288	216,298	213,528	237,136
630000	Military Astronautics and Related Equipment	666,884	51,484	169,340	199,688	246,372
670000	Other Equipment	123,112	13,921	39,342	23,231	46,618
680000	Military Sciences	74,636	6,645	15,390	23,005	29,996
690000	Program Wide Management and Support	230,205	45,158	57,561	65,793	61,693
9930000	Refunds on Transportation of Persons and Things	(65)	(15)	(12)	(34)	(4)
	Undistributed	-	-	-	66	(66)
	MILITARY CONSTRUCTION, AIR FORCE - TOTAL	9,263	6	329	887	8,041
310	Project Planning and Design	1,531	-	20	243	1,263
320	Major Construction, Inside the US	4,637	-	-	197	4,440
330	Major Construction, Outside the US	1,344	-	-	9	1,335
340	Minor Construction	1,676	6	310	405	955
350	Support Activities	61	-	-	28	33
993	Refunds on Transportation of Persons and Things	(1)	-	(1)	-	-
	Appropriation Transfer Account	15	-	-	-	15
	MILITARY CONSTRUCTION, AIR FORCE RESERVE - TOTAL	-	-	-	-	-
310	Project Planning and Design	-	-	-	-	-
320	Major Construction	-	-	-	-	-
	Undistributed	-	-	-	-	-
	MILITARY CONSTRUCTION, AIR NATIONAL GUARD - TOTAL	191	-	-	11	180

Source: Financial Policy and Analysis Division, Directorate of Budget, Comptroller of the Air Force

TABLE 178 - DEPARTMENT OF THE AIR FORCE GROSS EXPENDITURES AGAINST FY 1967 PROGRAM - 389
DURING FY 1968

(Figures are in thousands of dollars and do not necessarily add to totals due to rounding. Figures in parentheses denote minus amounts.)

PROGRAM NUMBER	APPROPRIATION AND PROGRAM TITLE	TOTAL GROSS EXPENDITURES	GROSS EXPENDITURES			
			First Quarter	Second Quarter	Third Quarter	Fourth Quarter
	ALL DIRECT APPROPRIATIONS FY 1967 - TOTAL	\$ 7,096,942	\$ 2,862,346	\$ 1,799,986	\$ 1,336,678	\$ 1,097,932
	MILITARY PERSONNEL - TOTAL	130,568	99,117	24,933	2,836	3,682
510	Pay and Allowances of Officers	18,333	17,684	697	(250)	202
530	Pay and Allowances of Enlisted Personnel	16,966	13,714	3,060	61	131
550	Pay and Allowances of Cadets	(120)	15	(4)	14	(145)
560	Subsistence of Enlisted Personnel	10,881	9,311	1,289	162	119
570	Movements - Permanent Change of Station	83,937	57,699	17,249	4,754	4,235
590	Other Military Personnel Costs	1,227	1,202	12	11	2
993	Appropriation Refunds on Transportation of Persons and Things	(372)	(61)	(96)	(93)	(122)
999	Miscellaneous Personnel Costs	-	-	-	-	-
	Undistributed	(283)	(450)	2,729	(1,823)	(780)
	Project Firm	-	4	(4)	-	-
	RESERVE PERSONNEL - TOTAL	5,427	5,132	274	11	10
720	Reserve Personnel	4,837	4,739	74	14	10
780	Reserve Officer Candidates	593	393	201	(2)	-
993	Appropriation Refunds	(1)	-	-	-	(1)
	Undistributed	(3)	-	-	-	(3)
	NATIONAL GUARD PERSONNEL - TOTAL	11,146	11,418	(281)	7	2
520	National Guard Personnel	11,204	11,481	(290)	11	2
993	Appropriation Refunds	(4)	(1)	(2)	(1)	-
	Undistributed	(54)	(61)	9	(3)	1
	OPERATION AND MAINTENANCE, AIR FORCE - TOTAL	771,599	517,404	116,680	71,251	46,264
410	Aircraft Fuel and Oil	60,908	59,439	418	(325)	1,376
430	Logistical Support	377,650	249,944	55,057	49,237	23,412
440	Training Support	31,566	25,340	3,972	1,593	661
450	Operational Support	328,315	217,773	56,816	34,917	18,809
470	Medical Support	35,350	33,092	2,533	976	(1,251)
480	Service Wide Support	41,400	29,283	7,222	3,089	1,806
490	Contingencies	746	582	158	8	(2)
993	Refunds on transportation of Persons and Things	(699)	(75)	(125)	(194)	(305)
994	Program Payments	(6,896)	(3,243)	(1,930)	(2,126)	405
	Undistributed (Unallocated)	(54,895)	(44,193)	(4,648)	(8,334)	2,280
	Advance to General Services Administration	(48,400)	(48,400)	-	-	-
991	Advance Payments	(8,177)	(2,772)	(2,849)	(1,633)	(923)
	Project Firm	731	633	59	41	(2)
	OPERATION AND MAINTENANCE, AIR NATIONAL GUARD - TOTAL	31,795	23,731	6,019	1,879	166
410	Operation of Aircraft	10,339	8,047	2,185	42	65
430	Logistical Support	8,972	5,924	2,093	955	-
440	Training Support	12,587	10,011	1,635	861	80
470	Medical Support	318	125	22	168	3
480	Service Wide Support	112	18	(36)	103	27
	Undistributed	(525)	(393)	125	(250)	(7)
993	Refunds	(8)	(1)	(5)	-	(2)
	AIRCRAFT PROCUREMENT - TOTAL	2,586,736	883,692	702,984	527,814	472,246
100000	Aircraft Weapons System	1,285,500	471,179	361,703	221,106	231,512
110000	Modifications	343,485	89,877	82,382	99,950	71,276
120000	In-Service Direct Ground Support Equipment-Common	37,411	10,441	7,923	10,370	8,677
130000	Component Improvement	25,061	7,978	5,114	6,061	5,908
140000	Aircraft Industrial Facilities	22,104	2,087	4,215	6,972	8,830
150000	Aircraft Replenishment Spares and Repair Parts	520,336	183,764	153,772	111,783	71,017
160000	Aircraft Initial Spares and Repair Parts	166,165	30,278	59,894	44,149	31,844

TABLE 178 - DEPARTMENT OF THE AIR FORCE GROSS EXPENDITURES AGAINST FY 1967 PROGRAM -
DURING FY 1968 (CONTINUED)

PROGRAM NUMBER	APPROPRIATION AND PROGRAM TITLE	TOTAL GROSS EXPENDITURES	GROSS EXPENDITURES			
			First Quarter	Second Quarter	Third Quarter	Fourth Quarter
AIRCRAFT PROCUREMENT (Continued)						
170000	War Consumables	21,605	6,345	4,941	5,985	4,334
180000	Procurement for Other Than Air Force . . .	107,347	25,096	21,263	24,935	36,053
190000	Other Charges	58,301	56,969	2,029	(3,377)	2,680
301000	Aircraft Weapons System, First Destination Transfer	(560)	(302)	(255)	(121)	118
993000	Refunds on Transportation of Persons and Things	(16)	(19)	1	2	-
MISSILE PROCUREMENT - TOTAL						
		<u>693,143</u>	<u>200,465</u>	<u>204,414</u>	<u>184,841</u>	<u>103,423</u>
200000	Missile Weapons System	293,077	73,383	89,156	91,077	39,461
210000	Modifications	120,016	33,426	39,877	26,296	20,417
220000	Replacement Equipment and VATE	983	(23)	459	315	232
230000	Space Programs	4,913	94	2,426	(113)	2,506
240000	Missile Industrial Facilities	3,034	256	947	861	970
250000	Missile Replenishment Spares and Repair Parts	18,902	6,125	6,769	3,808	2,200
260000	Missile Initial Spares and Repair Parts . .	10,032	3,698	2,469	2,591	1,274
270000	Special Projects	48,726	11,769	13,191	17,054	6,722
280000	Procurement Other Than Air Force	1,521	(8)	38	140	1,351
290000	Other Changes	192,422	71,990	48,931	43,209	28,292
302000	Missile Weapon System, First Destination Transportation	(483)	(233)	(253)	5	2
993000	Refunds on Transportation of Persons and Things	(10)	(10)	20	(20)	-
	Undistributed	-	-	384	(382)	(2)
OTHER PROCUREMENT - TOTAL						
		<u>1,431,244</u>	<u>487,468</u>	<u>314,016</u>	<u>332,698</u>	<u>297,062</u>
810000	Munitions and Associated Equipment	994,525	327,572	216,919	239,912	210,122
820000	Vehicular Equipment	75,241	25,660	18,939	16,809	13,833
830000	Cryptologic and Other USAF Security Service Equipment	16,365	1,270	5,151	3,612	6,332
840000	Electronic and Telecommunications Equipment	91,670	19,315	18,113	23,663	30,579
850000	Other Base Maintenance and Support Equipment	171,322	90,081	36,430	30,437	14,374
860000	Other Industrial Facilities	9,688	1,997	2,024	2,984	2,683
870000	Procurement Other Than Air Force	16,343	4,067	4,397	157	7,722
880000	Equipment Modification	11,478	2,439	2,455	3,631	2,953
993000	Refunds on Transportation of Persons and Things	(55)	(58)	1	-	2
308000	Other Procurement, First Destination Transportation	(3,565)	(704)	(2,974)	(10)	123
	Undistributed	-	-	1,270	(1,270)	-
8M0000	Spares	48,232	15,830	11,291	12,771	8,340
RESEARCH, DEVELOPMENT, TEST AND EVALUATION -						
TOTAL		<u>1,254,146</u>	<u>592,674</u>	<u>370,365</u>	<u>157,246</u>	<u>133,861</u>
601000	First Destination Transportation	(119)	12	(131)	-	-
610000	Aircraft and Related Equipment	294,620	118,560	123,199	23,251	29,610
620000	Missiles and Related Equipment	256,418	169,439	54,904	13,589	18,486
630000	Military Astronautics and Related Equipment	462,868	212,922	128,328	68,478	53,140
670000	Other Equipment	133,403	43,790	38,246	31,611	19,756
680000	Military Sciences	75,760	26,526	19,626	18,148	11,460
690000	Program Wide Management and Support . . .	31,200	21,432	6,192	2,181	1,395
993000	Refunds on Transportation of Persons and Things	(5)	(5)	-	(1)	1
	Undistributed	-	-	-	(11)	11

TABLE 178 - DEPARTMENT OF THE AIR FORCE GROSS EXPENDITURES AGAINST FY 1967 PROGRAM - DURING FY 1968 (CONTINUED)

PROGRAM NUMBER	APPROPRIATION AND PROGRAM TITLE	TOTAL GROSS EXPENDITURES	GROSS EXPENDITURES			
			First Quarter	Second Quarter	Third Quarter	Fourth Quarter
	<u>MILITARY CONSTRUCTION, AIR FORCE - TOTAL</u>	<u>189,890</u>	<u>40,033</u>	<u>59,619</u>	<u>50,366</u>	<u>39,872</u>
310	Project Planning and Design	18,271	4,634	5,431	4,214	3,992
320	Major Construction, Inside the US	79,536	20,048	23,243	19,047	17,198
330	Major Construction, Outside the US	86,379	13,713	29,008	25,759	17,899
340	Minor Construction	5,420	1,613	1,687	1,340	780
350	Support Activities	19	12	-	5	2
993	Refunds on Transportation of Persons and Things	-	-	-	-	-
	Appropriation Transfer Account	264	14	249	-	-
	<u>MILITARY CONSTRUCTION, AIR FORCE RESERVE - TOTAL</u>	<u>1,539</u>	<u>224</u>	<u>242</u>	<u>516</u>	<u>557</u>
310	Project Planning and Design	256	85	76	47	48
320	Major Construction	1,283	138	167	470	508
	Undistributed	-	-	-	-	-
	<u>MILITARY CONSTRUCTION, AIR NATIONAL GUARD - TOTAL</u>	<u>3,709</u>	<u>988</u>	<u>721</u>	<u>1,213</u>	<u>787</u>

Source: Financial Policy and Analysis Division, Directorate of Budget, Comptroller of the Air Force

TABLE 179 - DEPARTMENT OF THE AIR FORCE GROSS EXPENDITURES AGAINST FY 1966 PROGRAM -
DURING FY 1966

(Figures are in thousands of dollars and do not necessarily add to totals due to rounding. Figures in parentheses denote minus amounts.)

PROGRAM NUMBER	APPROPRIATION AND PROGRAM TITLE	TOTAL GROSS EXPENDITURES	GROSS EXPENDITURES			
			First Quarter	Second Quarter	Third Quarter	Fourth Quarter
	ALL DIRECT APPROPRIATIONS FY 1966 - TOTAL	\$ 2,193,826	\$ 906,713	\$ 525,518	\$ 397,392	\$ 364,203
	MILITARY PERSONNEL - TOTAL	(1,358)	610	358	(290)	(2,036)
510	Pay and Allowances of Officers	(159)	24	1	(180)	(4)
530	Pay and Allowances of Enlisted Personnel	139	(25)	12	(15)	167
550	Pay and Allowances of Cadets	(1)	-	(1)	-	-
560	Subsistence of Enlisted Personnel	20	10	7	-	3
570	Movements - Permanent Change of Station	(1,113)	662	387	(20)	(2,142)
590	Other Military Personnel Costs	-	-	-	-	-
993	Appropriation Refunds on Transportation of Persons and Things	(298)	(119)	(81)	(57)	(41)
999	Miscellaneous Personnel Costs	-	-	-	-	-
	Undistributed	54	57	34	(19)	(18)
	Unallocated	-	-	-	-	-
	Project Firm	-	-	-	-	-
	RESERVE PERSONNEL - TOTAL	28	10	7	5	6
759	Reserve Personnel	28	10	7	5	6
770	Reserve Officer Candidates	-	-	-	-	-
	Undistributed	-	-	-	-	-
993	Appropriation Refunds	-	-	-	-	-
	NATIONAL GUARD PERSONNEL - TOTAL	(25)	2	(28)	1	-
520	National Guard Personnel	(24)	2	(28)	1	-
	Undistributed	-	-	-	-	-
993	Appropriation Refunds	-	-	-	-	-
	OPERATION AND MAINTENANCE, AIR FORCE - TOTAL	38,799	16,966	7,655	7,022	7,156
410	Aircraft Fuel and Oil	1,516	(252)	1	1,775	(8)
430	Logistical Support	15,138	7,240	3,220	2,472	2,206
440	Training Support	1,268	455	267	228	318
450	Operational Support	19,319	9,127	2,314	3,189	4,689
470	Medical Support	630	257	200	82	91
480	Service Wide Support	2,825	1,055	622	541	607
490	Contingencies	9	1	8	-	-
993	Refunds on Transportation of Persons and Things	(710)	(318)	(202)	(102)	(88)
994	Program Payments	(339)	(11)	(63)	(274)	9
	Undistributed (Unallocated)	(407)	(487)	1,354	(610)	(664)
	Advance to General Services Administration	-	-	-	-	-
991	Advance Payments	(453)	(101)	(66)	(281)	(5)
	Project Firm	1	1	(2)	-	2
	OPERATION AND MAINTENANCE, AIR NATIONAL GUARD - TOTAL	512	110	338	55	9
410	Operation of Aircraft	51	22	22	6	1
430	Logistical Support	336	22	296	12	6
440	Training Support	132	69	23	39	1
470	Medical Support	3	3	-	-	-
480	Service Wide Support	-	-	-	-	-
	Undistributed	2	-	-	-	2
993	Refund on Transportation	(12)	(6)	(3)	(2)	(1)
	AIRCRAFT PROCUREMENT - TOTAL	933,489	396,160	234,009	178,951	124,369
100000	Aircraft Weapons System	489,997	197,284	129,518	92,573	70,622
110000	Modification	108,114	42,556	27,019	23,408	15,131
120000	In-Service Direct Ground Support Equipment-Common	21,426	11,138	3,539	3,768	2,981
130000	Component Improvement	12,347	5,915	2,137	2,553	1,742
140000	Aircraft Industrial Facilities	18,876	6,906	4,427	4,467	3,076
150000	Aircraft Replenishment Spares and Repair Parts	83,753	41,250	13,917	17,508	11,078

TABLE 179 - DEPARTMENT OF THE AIR FORCE GROSS EXPENDITURES AGAINST FY 1966 PROGRAM -
DURING FY 1968 (CONTINUED)

PROGRAM NUMBER	APPROPRIATION AND PROGRAM TITLE	TOTAL GROSS EXPENDITURES	GROSS EXPENDITURES			
			First Quarter	Second Quarter	Third Quarter	Fourth Quarter
	<u>AIRCRAFT PROCUREMENT (Continued)</u>					
160000	Aircraft Initial Spares and Repair Parts	72,744	37,721	16,071	13,244	5,708
170000	War Consumables	9,426	5,395	2,984	477	570
180000	Procurement for Other Air Force	108,059	40,168	29,911	20,205	17,775
190000	Other Charges	8,746	7,830	4,488	831	(4,403)
301000	Aircraft Weapons System, First Destination Transfer	(2)	(2)	(1)	(85)	86
993000	Refunds on Transportation of Persons and Things	-	-	-	-	-
	<u>MISSILE PROCUREMENT - TOTAL</u>	<u>163,083</u>	<u>77,780</u>	<u>39,618</u>	<u>20,157</u>	<u>25,528</u>
200000	Missile Weapon System	77,167	44,269	9,055	10,686	13,157
210000	Modifications	48,803	26,421	12,612	3,136	6,634
220000	Replacement Equipment and VATE	2,260	675	714	335	536
230000	Space Programs	7,486	-	2,476	3,295	1,715
240000	Missile Industrial Facilities	2,098	759	237	678	424
250000	Missile Replenishment Spares and Repair Parts	9,035	434	8,450	26	125
260000	Missile Initial Spares and Repair Parts	4,208	531	2,324	897	456
270000	Special Projects	2,846	256	2,113	260	217
280000	Procurement Other Than Air Force	(289)	7	69	(157)	(208)
290000	Other Charges	9,468	4,428	1,567	1,002	2,471
302000	Missile Weapon System, First Destination Transportation	-	-	-	-	-
993000	Refunds on Transportation of Persons and Things	-	-	-	-	-
	<u>UNDISTRIBUTED</u>	<u>-</u>	<u>-</u>	<u>-</u>	<u>-</u>	<u>-</u>
	<u>OTHER PROCUREMENT - TOTAL</u>	<u>504,432</u>	<u>198,306</u>	<u>119,780</u>	<u>76,093</u>	<u>110,253</u>
810000	Munitions and Associated Equipment	322,416	122,237	88,757	29,420	82,002
820000	Vehicular Equipment	25,200	8,514	7,245	1,752	7,689
830000	Cryptologic and Other USAF Security Service Equipment	7,584	1,732	2,193	3,074	585
840000	Electronic and Telecommunications Equipment	93,018	42,865	11,153	26,951	12,049
850000	Other Base Maintenance and Support Equipment	19,911	8,819	3,838	4,715	2,539
860000	Other Industrial Facilities	1,406	696	669	19	22
870000	Procurement Other Than Air Force	5,305	1,541	1,532	1,055	1,177
880000	Equipment Modification	17,940	6,804	4,562	4,604	1,970
9930000	Refunds on Transportation of Persons and Things	4	1	2	-	1
3080000	Other Procurement, First Destination Transportation	(351)	30	(370)	(23)	12
	<u>UNDISTRIBUTED</u>	<u>-</u>	<u>-</u>	<u>1,732</u>	<u>(1,732)</u>	<u>-</u>
8M0000	Spares	11,999	5,068	(1,534)	6,258	2,207
	<u>RESEARCH, DEVELOPMENT, TEST AND EVALUATION - TOTAL</u>	<u>300,140</u>	<u>134,717</u>	<u>63,366</u>	<u>54,869</u>	<u>47,188</u>
601000	First Destination Transportation	(5)	(3)	-	(2)	-
610000	Aircraft and Related Equipment	92,057	31,361	12,075	23,035	25,586
620000	Missiles and Related Equipment	27,685	11,862	5,564	8,235	2,024
630000	Military Astronautics and Related Equipment	103,343	63,107	23,068	9,957	7,211
670000	Other Equipment	50,743	18,542	15,104	8,120	8,977
680000	Military Sciences	23,196	8,590	6,457	5,216	2,933
690000	Program Wide Management and Support	3,121	1,259	1,094	310	458
993000	Refunds on Transportation of Persons and Things	-	-	-	-	-
	<u>UNDISTRIBUTED</u>	<u>-</u>	<u>-</u>	<u>-</u>	<u>-</u>	<u>-</u>

TABLE 179 - DEPARTMENT OF THE AIR FORCE GROSS EXPENDITURES AGAINST FY 1966 PROGRAM -
DURING FY 1968 (CONTINUED)

PROGRAM NUMBER	APPROPRIATION AND PROGRAM TITLE	TOTAL GROSS EXPENDITURES	GROSS EXPENDITURES			
			First Quarter	Second Quarter	Third Quarter	Fourth Quarter
	<u>MILITARY CONSTRUCTION, AIR FORCE - TOTAL</u> . .	<u>248,386</u>	<u>80,693</u>	<u>58,030</u>	<u>58,834</u>	<u>50,829</u>
310	Project Planning and Design	5,889	2,608	2,025	1,350	(94)
320	Major Construction, Inside the US	125,129	34,562	35,372	29,980	25,215
330	Major Construction, Outside the US	115,817	42,995	20,072	27,309	25,441
340	Minor Construction	1,219	522	319	181	197
350	Support Activities	11	4	-	7	-
993	Refunds on Transportation of Persons and Things	-	-	-	-	-
	Undistributed	-	-	-	-	-
	Appropriation Transfer Account	322	2	241	8	71
	Project Firm	-	-	-	-	-
	<u>MILITARY CONSTRUCTION, AIR FORCE RESERVE -</u>					
	<u>TOTAL</u>	<u>2,412</u>	<u>668</u>	<u>1,016</u>	<u>534</u>	<u>184</u>
310	Project Planning and Design	46	23	5	3	15
320	Major Construction	2,316	639	987	520	170
340	Minor Construction	50	6	34	10	-
	Undistributed	-	-	-	-	-
	<u>MILITARY CONSTRUCTION, AIR NATIONAL GUARD -</u>					
	<u>TOTAL</u>	<u>3,928</u>	<u>691</u>	<u>1,359</u>	<u>1,163</u>	<u>745</u>

Source: Financial Policy and Analysis Division, Directorate of Budget, Comptroller of the Air Force.

TABLE 180 — DEPARTMENT OF THE AIR FORCE GROSS EXPENDITURES AGAINST FY 1965 PROGRAM —
DURING FY 1968

(Figures are in thousands of dollars and do not necessarily add to totals due to rounding. Figures in parentheses denote minus amounts.)

PROGRAM NUMBER	APPROPRIATION AND PROGRAM TITLE	TOTAL GROSS EXPENDITURES	GROSS EXPENDITURES			
			First Quarter	Second Quarter	Third Quarter	Fourth Quarter
	<u>ALL DIRECT APPROPRIATIONS FY 1965 - TOTAL</u>	<u>\$ 342,384</u>	<u>\$ 116,649</u>	<u>\$ 97,218</u>	<u>\$ 72,348</u>	<u>\$ 56,169</u>
	<u>AIRCRAFT PROCUREMENT - TOTAL</u>	<u>147,328</u>	<u>47,378</u>	<u>31,414</u>	<u>39,322</u>	<u>29,214</u>
100000	Aircraft Weapons System	61,230	18,453	15,607	20,366	7,504
130000	Modifications	20,525	7,123	5,109	4,034	4,259
120000	In-Service Direct Ground Support					
	Equipment-Common	694	89	(7)	511	101
130000	Component Improvement	6,061	3,401	928	1,173	559
140000	Aircraft Industrial Facilities	4,120	1,857	323	633	807
150000	Aircraft Replenishment Spares and Repair					
	Parts	6,262	1,316	648	363	3,935
160000	Aircraft Initial Spares and Repair Parts	32,949	6,733	6,123	10,364	9,729
170000	War Consumables	(354)	599	(776)	(193)	16
180000	Procurement for Other Than Air Force	14,711	7,534	2,898	2,011	2,268
190000	Other Charges	430	274	60	63	33
301000	Aircraft Weapons System, First Destination					
	Transportation	-	-	-	(3)	3
993000	Refunds on Transportation of Persons and					
	Things	-	-	-	-	-
	<u>MISSILE PROCUREMENT - TOTAL</u>	<u>35,014</u>	<u>15,492</u>	<u>11,246</u>	<u>4,803</u>	<u>3,473</u>
200000	Missile Weapons System	15,061	12,643	3,118	(2,384)	1,684
210000	Modifications	3,934	721	1,987	331	895
220000	Replacement Equipment and VATE	(86)	14	(105)	5	-
240000	Missile Industrial Facilities	853	124	77	570	82
250000	Missile Replenishment Spares and Repair					
	Parts	373	50	250	24	49
260000	Missile Initial Spares and Repair Parts	8,810	1,707	5,725	1,138	240
280000	Procurement for Other Than Air Force	183	65	55	3	60
290000	Other Charges	5,887	219	89	5,115	464
302000	Missile Weapons System, First Destination					
	Transportation	-	-	-	-	-
993000	Refunds on Transportation of Persons and					
	Things	-	(51)	51	-	-
	<u>OTHER PROCUREMENT - TOTAL</u>	<u>80,783</u>	<u>32,314</u>	<u>20,449</u>	<u>14,613</u>	<u>13,407</u>
810000	Munitions and Associated Equipment	21,983	16,756	1,924	(372)	3,675
820000	Vehicular Equipment	2,186	795	855	281	255
830000	Cryptologic and Other USAF Security					
	Service Equipment	1,322	382	251	666	23
840000	Electronic and Telecommunications					
	Equipment	36,919	10,723	11,073	7,300	7,823
850000	Other Base Maintenance and Support					
	Equipment	5,415	(204)	3,541	969	1,109
860000	Other Industrial Facilities	107	16	(4)	71	24
870000	Procurement for Other than Air Force	721	406	157	48	110
880000	Equipment Modification	2,296	655	965	328	348
993000	Refunds on Transportation of Persons and					
	Things	-	-	-	-	-
308000	Other Procurement, First Destination					
	Transportation	-	-	-	-	-
	Undistributed	-	-	381	(381)	-
890000	Spares and Repair Parts	9,834	2,784	1,306	5,704	40
	<u>RESEARCH, DEVELOPMENT, TEST AND EVALUATION -</u>					
	<u>TOTAL</u>	<u>47,825</u>	<u>24,446</u>	<u>10,683</u>	<u>7,908</u>	<u>4,782</u>
601000	First Destination Transportation	(1)	(1)	-	-	-
610000	Aircraft and Related Equipment	10,822	4,793	2,860	1,066	2,103
620000	Missiles and Related Equipment	6,613	4,970	623	2,676	(1,656)
630000	Military Astronautics and Related					
	Equipment	12,176	6,816	2,106	1,994	1,260

TABLE 180 - DEPARTMENT OF THE AIR FORCE GROSS EXPENDITURES AGAINST FY 1965 PROGRAM -
DURING FY 1968 (CONTINUED)

PROGRAM NUMBER	APPROPRIATION AND PROGRAM TITLE	TOTAL GROSS EXPENDITURES	GROSS EXPENDITURES			
			First Quarter	Second Quarter	Third Quarter	Fourth Quarter
	<u>RESEARCH, DEVELOPMENT, TEST AND EVALUATION</u> (Continued)					
670000	Other Equipment.	9,930	5,318	2,423	506	1,683
680000	Military Sciences.	6,833	2,408	1,988	1,399	1,038
690000	Program - Wide Management and Support. . .	1,451	142	682	267	360
993000	Refunds on Transportation of Persons and Things	-	-	-	-	-
	Undistributed.	-	-	-	-	-
	<u>MILITARY CONSTRUCTION, AIR FORCE - TOTAL</u> . .	<u>28,677</u>	<u>(3,820)</u>	<u>22,554</u>	<u>5,111</u>	<u>4,832</u>
310	Project Planning and Design.	1,392	610	390	196	196
320	Major Construction, Inside the US.	(1,301)	(6,451)	3,241	794	1,115
330	Major Construction, Outside the US.	27,688	1,649	18,665	4,041	3,333
340	Minor Construction	164	79	(12)	47	50
350	Support Activities	-	-	-	-	-
	Undistributed/Appropriation Transfer Account.	733	292	269	34	138
	Project Firm	-	-	-	-	-
	<u>MILITARY CONSTRUCTION, AIR FORCE RESERVE -</u> <u>TOTAL</u>	<u>353</u>	<u>219</u>	<u>28</u>	<u>100</u>	<u>6</u>
310	Project Planning and Design.	7	1	-	-	6
320	Major Construction	346	217	28	100	-
	Undistributed.	-	-	-	-	-
	<u>MILITARY CONSTRUCTION, AIR NATIONAL GUARD -</u> <u>TOTAL</u>	<u>2,404</u>	<u>620</u>	<u>845</u>	<u>491</u>	<u>448</u>
310	Project Planning and Design.	98	50	30	14	4
320	Major Construction	2,269	563	787	475	444
340	Minor Construction	37	7	28	2	-
	Undistributed	-	-	-	-	-

Source: Financial Policy and Analysis Division, Directorate of Budget, Comptroller of the Air Force

TABLE 181 - DEPARTMENT OF THE AIR FORCE GROSS EXPENDITURES AGAINST FY 1964 PROGRAM -
DURING FY 1968

(Figures are in thousands of dollars and do not necessarily add due to rounding. Figures in parentheses denote minus amounts.)

PRO- GRAM NUM- BER	APPROPRIATION AND PROGRAM TITLE	TOTAL GROSS EXPENDITURES	GROSS EXPENDITURES			
			First Quarter	Second Quarter	Third Quarter	Fourth Quarter
	<u>ALL DIRECT APPROPRIATIONS FY 1964 - TOTAL</u>	\$ 119,310	\$ 51,691	\$ 25,095	\$ 30,515	\$ 12,010
	<u>AIRCRAFT PROCUREMENT - TOTAL</u>	54,359	23,132	14,019	9,343	7,866
1000	Aircraft Weapons System	46,021	20,870	10,991	7,701	6,459
1100	Modification	3,817	654	2,298	800	65
1200	In-Service Direct Ground Support					
	Equipment - Common	30	93	(126)	36	27
1300	Component Improvement	1,206	493	151	365	197
1400	Aircraft Industrial Facilities	355	210	(1)	5	141
1500	Aircraft Replenishment Spares and Repair Parts	1,422	90	148	294	890
1600	Aircraft Initial Spares and Repair Parts	-	-	-	-	-
1700	War Consumables	15	15	-	-	-
1800	Procurement for Other Than Air Force	1,189	525	430	295	(61)
1900	Other Charges	303	184	127	(149)	141
3010	Aircraft Weapons System, First Destination Transportation	-	-	-	(6)	-
	<u>MISSILE PROCUREMENT - TOTAL</u>	11,780	4,711	5,161	2,246	(338)
2000	Missile Weapons System	12,171	5,246	4,726	2,195	4
2100	Modifications	1,383	345	601	215	222
2200	Replacement Equipment and VATE	(1,832)	(880)	(217)	(160)	(575)
2400	Missile Industrial Facilities	55	-	52	(8)	11
2700	Special Projects	-	-	-	-	-
2800	Procurement Other Than Air Force	2	-	-	2	-
2900	Other Charges	1	-	-	1	-
3020	Missile Weapon System, First Destination Transportation	-	1	-	-	-
	<u>OTHER PROCUREMENT - TOTAL</u>	30,143	12,518	3,528	13,331	766
8100	Munitions and Associated Equipment	7,341	5,012	244	2,071	14
8200	Vehicular Equipment	4	53	(23)	292	(318)
8300	Cryptologic and Other USAF Security Service Equipment	447	86	233	119	9
8400	Electronic and Telecommunications Equipment	11,684	4,135	1,674	2,712	3,163
8500	Other Base Maintenance and Support Equipment	1,918	872	315	480	251
8600	Other Industrial Facilities	(6)	(5)	(1)	-	-
8700	Procurement Other Than Air Force	7,662	1,867	833	7,778	(2,816)
8800	Equipment Modification	1,094	500	252	142	200
9930	Refunds on Transportation of Persons and Things	-	-	-	(263)	263
3080	Other Procurement, First Destination Transportation	(2)	(1)	-	-	(1)
	<u>RESEARCH, DEVELOPMENT, TEST AND EVALUATION - TOTAL</u>	17,227	9,198	503	4,937	2,589
610	Aircraft and Related Equipment	1,629	575	509	165	380
620	Missiles and Related Equipment	2,628	883	(32)	1,269	508
630	Military Astronautics and Related Equipment	8,845	6,281	(599)	2,239	924
670	Other Equipment	2,354	813	299	595	647
680	Military Sciences	1,110	474	159	346	131
690	Program Wide Management and Support	660	172	166	324	(2)
993	Refunds on Transportation of Persons and Things Undistributed	-	-	-	-	-
	<u>MILITARY CONSTRUCTION, AIR FORCE - TOTAL</u>	5,294	1,970	1,762	578	984
310	Advance Project Planning	87	31	12	24	20
320	Military Construction, Inside the US	2,140	745	537	427	431
330	Military Construction, Outside the US	1,729	882	881	(288)	254
340	Minor Construction	228	-	92	-	136
350	Support Activities	48	4	24	10	10
	Undistributed/Appropriation Transfer Account Project Form	1,062	307	218	404	133
		-	-	-	-	-

TABLE 181 - DEPARTMENT OF THE AIR FORCE GROSS EXPENDITURES AGAINST FY 1964 PROGRAM - DURING FY 1968 (CONTINUED)

PRO-GRAM NUM-BER	APPROPRIATION AND PROGRAM TITLE	TOTAL GROSS EXPENDITURES	GROSS EXPENDITURES			
			First Quarter	Second Quarter	Third Quarter	Fourth Quarter
	<u>MILITARY CONSTRUCTION, AIR FORCE RESERVE - TOTAL</u>	4	-	4	-	-
310	Advance Project Planning	4	-	4	-	-
320	Reserve Construction	-	-	-	-	-
340	Minor Construction	-	-	-	-	-
	<u>MILITARY CONSTRUCTION, AIR NATIONAL GUARD - TOTAL</u>	503	162	113	86	143
310	Advance Project Planning	85	32	18	11	24
320	Air National Guard Construction	418	130	100	68	110
340	Minor Construction	-	-	-	-	-

Source: Financial Policy and Analysis Division, Directorate of Budget, Comptroller of the Air Force

TABLE 182 - DEPARTMENT OF THE AIR FORCE GROSS EXPENDITURES AGAINST FY 1963 PROGRAM - DURING FY 1968

(Figures are in thousands of dollars and do not necessarily add due to rounding. Figures in parentheses denote minus amounts.)

PRO-GRAM NUM-BER	APPROPRIATION AND PROGRAM TITLE	TOTAL GROSS EXPENDITURES	GROSS EXPENDITURES			
			First Quarter	Second Quarter	Third Quarter	Fourth Quarter
	<u>ALL DIRECT APPROPRIATIONS FY 1963 - TOTAL</u>	\$ 42,015	\$ (8,261)	\$ 16,024	\$ 21,608	\$ 12,250
	<u>AIRCRAFT PROCUREMENT - TOTAL</u>	34,488	10,853	9,103	10,308	4,324
1000	Aircraft Weapon System	26,068	7,478	6,601	7,906	4,023
1100	Modification	6,355	2,371	2,301	3,083	(400)
1200	In-Service Direct Ground Support Equipment - Common	(74)	(51)	(105)	82	-
1300	Component Improvement	373	52	18	173	130
1400	Aircraft Industrial Facilities	16	3	(8)	(25)	46
1500	Replenishment Spares	27	16	(8)	9	10
1700	War Consumables	-	-	-	-	-
1800	Procurement Other Than Air Force	1,025	461	(29)	40	553
1900	Other Charges	697	522	231	83	(139)
3010	Aircraft Weapon System, First Destination Transportation	-	-	102	(102)	-
	<u>MISSILE PROCUREMENT - TOTAL</u>	(11,590)	(24,057)	147	8,972	3,349
2000	Missile Weapon System	5,566	2,728	(31)	803	2,066
2100	Modification	191	1	2	169	19
2200	Out of Production Systems and Common Support	24	23	-	-	-
2400	Industrial Facilities	178	(10)	176	-	12
2800	Procurement Other Than Air Force	-	-	-	-	-
2900	Other Charges	(17,549)	(26,800)	-	8,000	1,251
	<u>OTHER PROCUREMENT - TOTAL</u>	4,911	1,845	1,061	779	1,226
8100	Munitions and Associated Equipment	1,310	753	566	(13)	4
8200	Vehicular Equipment	(1)	-	1	1	(3)
8300	Cryptologic and Other USAF Security Service Equipment	865	30	779	51	5
8400	Electronics and Telecommunications Equipment	2,250	889	(364)	690	1,035
8500	Other Base Maintenance and Support Equipment	661	422	17	36	186
8600	Other Industrial Facilities	(5)	3	-	-	(8)
8700	Procurement Other Than Air Force	76	18	47	6	5
8800	Equipment Modification	(240)	(270)	15	15	-
993	Refunds on Trans of Persons and Things	-	-	-	-	-
3080		(5)	-	3	(7)	(1)

TABLE 182 - DEPARTMENT OF THE AIR FORCE GROSS EXPENDITURES AGAINST FY 1963 PROGRAM -
DURING FY 1968 (CONTINUED)

PRO- GRAM NUM- BER	APPROPRIATION AND PROGRAM TITLE	TOTAL GROSS EXPENDITURES	GROSS EXPENDITURES			
			First Quarter	Second Quarter	Third Quarter	Fourth Quarter
	<u>MILITARY CONSTRUCTION, AIR FORCE - TOTAL. . . .</u>	<u>8,081</u>	<u>907</u>	<u>3,533</u>	<u>602</u>	<u>3,039</u>
310	Advance Project Planning.	(5)	46	(67)	7	9
320	Military Construction, Inside the US.	6,824	197	3,233	460	2,934
330	Military Construction, Outside the US.	1,131	663	291	135	42
340	Minor Construction.	76	-	76	-	-
350	Support Activities.	1	-	1	-	-
994	Progress Payments.	-	-	-	-	-
	Undistributed/ATA.	53	1	-	-	52
	<u>MILITARY CONSTRUCTION, AIR FORCE RESERVE - TOTAL</u>	<u>3</u>	<u>-</u>	<u>3</u>	<u>-</u>	<u>-</u>
310	Advance Project Planning.	-	-	-	-	-
320	Reserve Construction.	3	-	3	-	-
	<u>MILITARY CONSTRUCTION, AIR NATIONAL GUARD -TOTAL</u>	<u>141</u>	<u>1</u>	<u>-</u>	<u>-</u>	<u>141</u>
310	Advance Project Planning.	1	1	-	-	1
320	Air National Guard Construction.	140	-	-	-	140
340	Minor Construction.	-	-	-	-	-
	<u>RESEARCH, DEVELOPMENT, TEST AND EVALUATION-TOTAL</u>	<u>5,981</u>	<u>2,190</u>	<u>2,180</u>	<u>1,337</u>	<u>274</u>
610	Aircraft and Related Equipment.	524	(35)	433	17	109
620	Missiles and Related Equipment.	924	252	204	291	177
630	Military Astronautics and Related Equipment	3,355	1,297	1,044	712	302
670	Other Equipment.	520	504	246	244	(474)
680	Military Sciences.	322	106	120	37	59
690	Program-Wide Management and Support.	337	66	134	34	103
991	Advance Payments.	-	-	-	-	-

Source: Financial Policy and Analysis Division, Directorate of Budget, Comptroller of the Air Force

TABLE 183 -- DEPARTMENT OF THE AIR FORCE GROSS EXPENDITURES AGAINST FY 1962 PROGRAM --
DURING FY 1968

(Figures are in thousands of dollars and do not necessarily add due to rounding. Figures in parentheses denote minus amounts.)

PRO- GRAM NUM- BER	APPROPRIATION AND PROGRAM TITLE	TOTAL GROSS EXPENDITURES	GROSS EXPENDITURES			
			First Quarter	Second Quarter	Third Quarter	Fourth Quarter
	<u>ALL DIRECT APPROPRIATIONS FY 1962 - TOTAL</u>	\$ 2,546	\$ 4,462	\$ (96)	\$ 3,424	\$ 1,756
	<u>AIRCRAFT PROCUREMENT - TOTAL</u>	2,807	1,783	857	189	(22)
1000	Aircraft Weapon System	2,471	1,596	373	88	414
1100	Modification	(119)	67	161	97	(444)
1200	In-Service Direct Ground Support Equipment-Common	32	(10)	42	-	-
1300	Component Improvement	32	14	8	17	7
1400	Aircraft Industrial Facilities	(5)	-	-	(5)	-
1500	Replenishment Spares	30	28	-	1	1
1700	War Consumables	-	-	-	-	-
1800	Procurement Other Than Air Force	(1)	(1)	-	-	-
5000	Aircraft Weapon System	346	75	285	(15)	1
5800	Procurement Other Than Air Force	22	14	(11)	19	-
	<u>MISSILE PROCUREMENT - TOTAL</u>	763	21	(27)	272	490
2000	Missile Weapon System	488	1	(14)	42	460
2100	Modification	173	-	-	141	32
2200	Out of Production System of Common Support	90	6	-	84	-
2300	Component Improvement	19	7	-	12	-
2400	Industrial Facilities	(13)	-	(13)	-	-
2800	Procurement Other Than Air Force	-	-	-	-	-
2900	Other Charges	7	7	-	-	-
	<u>OTHER PROCUREMENT - TOTAL</u>	1,399	401	247	658	23
8100	Munitions and Associated Equipment	-	-	-	-	-
8200	Vehicular Equipment	2	12	(11)	-	1
8300	Cryptologic and Other USAF Security Service Equipment	81	-	-	81	-
8400	Electronics and Telecommunications Equipment	1,236	380	207	557	92
8500	Other Base Maintenance and Support Equipment	1	-	(1)	2	-
8600	Industrial Facilities	-	-	-	-	-
8800	Equipment Modification	79	9	51	19	-
	<u>RESEARCH, DEVELOPMENT, TEST, AND EVALUATION - TOTAL</u>	3,363	637	1,548	758	330
	Appropriation Transfer Account	3,363	687	1,543	706	330
	<u>MILITARY CONSTRUCTION, AIR FORCE - TOTAL</u>	1,176	1,566	(2,721)	1,500	331
310	Advance Project Planning	(108)	(26)	(81)	(1)	-
320	Military Construction, Inside the US	(107)	1,478	(2,845)	1,096	164
330	Military Construction, Outside the US	854	41	150	150	513
340	Minor Construction	-	(2)	-	-	-
350	Support Activities	2	-	2	-	-
360	Reserve Forces Construction	(15)	(8)	-	-	(7)
	Appropriation Transfer Account	550	82	53	254	161
	<u>MILITARY CONSTRUCTION, AIR FORCE RESERVE - TOTAL</u>	-	-	-	-	-
310	Project Planning and Design	-	-	-	-	-
320	Major Construction	-	-	-	-	-
340	Minor Construction	-	-	-	-	-
	<u>MILITARY CONSTRUCTION, AIR NATIONAL GUARD - TOTAL</u>	38	4	-	-	34
310	Project Planning and Design	34	4	-	-	30
320	Major Construction	4	-	-	-	4
340	Minor Construction	-	-	-	-	-

Source: Financial Policy and Analysis Division, Directorate of Budget, Comptroller of the Air Force

TABLE 184 - DEPARTMENT OF THE AIR FORCE GROSS EXPENDITURES AGAINST FY 1961 PROGRAM -
DURING FY 1968

(Figures are in thousands of dollars and do not necessarily add to totals due to rounding. Figures in parentheses denote minus amounts.)

PRO-GRAM NUM-BER	APPROPRIATION AND PROGRAM TITLE	TOTAL GROSS EXPENDITURES	GROSS EXPENDITURES			
			First Quarter	Second Quarter	Third Quarter	Fourth Quarter
	<u>ALL DIRECT APPROPRIATIONS FY 1961 - TOTAL</u>	\$ 2,654	\$ 1,390	\$ 866	\$ 143	\$ 255
	<u>AIRCRAFT PROCUREMENT - TOTAL</u>	690	172	497	(133)	154
1000	Aircraft Weapon System	348	135	283	(210)	146
1100	Modification	309	5	210	84	10
1200	In-Service Direct Ground Support Equipment - Common.	(4)	4	-	25	(33)
1300	Component Improvement	25	21	3	-	1
1400	Industrial Facilities	(32)	(2)	-	(29)	(1)
1500	Replenishment Spares	5	-	-	4	1
1600	Airborne Alert Spares	-	-	-	-	-
1800	Procurement Other Than Air Force	33	3	-	-	30
1900	Other Charges	-	-	-	-	-
5000	Aircraft Weapons System	6	6	-	-	-
	<u>MISSILE PROCUREMENT - TOTAL</u>	987	765	41	144	37
2000	Missile Weapon System	970	765	40	144	21
2100	Modification	-	-	1	-	-
2400	Industrial Facilities	-	-	-	-	-
2800	Procurement Other Than Air Force	-	-	-	-	-
2900	Other Charges	-	-	-	-	-
2200		17	-	-	-	17
	<u>OTHER PROCUREMENT - TOTAL</u>	979	453	328	132	65
8100	Munitions and Associated Equipment	6	-	5	1	-
8200	Vehicular Equipment	-	-	-	-	-
8300	Cryptologic and Other USAF Security Service Support	16	-	16	-	-
8400	Electronic and Telecommunication Equipment	866	400	294	109	63
8500	Other Base Maintenance and Support Equipment	57	30	-	28	1
8600	Industrial Facilities	(1)	-	(1)	-	-
8800	Equipment Modification	32	21	15	(5)	1
3080		1	1	-	-	-

Source: Financial Policy and Analysis Division, Directorate of Budget, Comptroller of the Air Force.

TABLE 185 -- DEPARTMENT OF THE AIR FORCE GROSS EXPENDITURES AGAINST FY 1960 PROGRAM --
DURING FY 1968

(Figures are in thousands of dollars and do not necessarily add to totals due to rounding. Figures in parentheses denote minus amounts.)

PRO- GRAM NUM- BER	APPROPRIATION AND PROGRAM TITLE	TOTAL GROSS EXPENDITURES	GROSS EXPENDITURES			
			First Quarter	Second Quarter	Third Quarter	Fourth Quarter
	<u>ALL DIRECT APPROPRIATIONS FY 1960 - TOTAL. . . .</u>	<u>\$ 1,632</u>	<u>\$ 500</u>	<u>\$ 281</u>	<u>\$ 201</u>	<u>\$ 650</u>
	<u>AIRCRAFT PROCUREMENT - TOTAL.</u>	<u>147</u>	<u>225</u>	<u>164</u>	<u>(459)</u>	<u>217</u>
110	Aircraft, Complete	565	127	98	224	116
120	Aircraft Components.	(615)	57	11	(683)	-
130	Aircraft Ground Handling and Training Equipment.	24	22	-	-	2
160	Aircraft Industrial Facilities	-	-	-	-	-
170	Aircraft Development, Test, and Evaluation	103	3	-	-	100
180	Aircraft Modification.	71	16	55	-	-
994	Progress Payments.	-	-	-	-	-
	<u>MISSILE PROCUREMENT - TOTAL.</u>	<u>1,136</u>	<u>277</u>	<u>99</u>	<u>329</u>	<u>431</u>
210	Missile, Complete.	(3)	(3)	-	-	-
220	Missile Components	620	-	-	278	342
230	Missile Ground Handling and Training Equipment	193	6	99	1	87
260	Missile Industrial Facilities.	-	-	-	-	-
270	Missile Development, Test, and Evaluation.	324	274	-	50	-
280	Missile Modification	2	-	-	-	2
	<u>OTHER PROCUREMENT - TOTAL.</u>	<u>349</u>	<u>(2)</u>	<u>19</u>	<u>331</u>	<u>1</u>
810	Manitions and Associated Equipment	-	-	3	-	(3)
820	Vehicular and Related Equipment.	-	-	-	-	-
830	Electronic Weapon Support.	340	(31)	46	322	3
840	Telecommunications Equipment	22	6	6	5	5
850	Other Organizational and Base Support Equipment.	-	1	-	2	(3)
880	Equipment Modification	-	-	-	-	-
890	First Destination Transportation	-	-	-	3	(3)
990	Advance Payments	(5)	-	(5)	-	-
994	Progress Payments.	(8)	24	(32)	(2)	2

Source: Financial Policy and Analysis Division, Directorate of Budget, Comptroller of the Air Force.

TABLE 186 - DEPARTMENT OF THE AIR FORCE GROSS EXPENDITURES AGAINST "L" AND "M" ACCOUNTS,
AND COMBINED YEAR ACCOUNTS - DURING FY 1968

(Figures are in thousands of dollars and do not necessarily add to totals due to rounding. Figures in parentheses denote minus amounts.)

APPROPRIATION AND PROGRAM TITLE	TOTAL GROSS EXPENDITURES	GROSS EXPENDITURES			
		First Quarter	Second Quarter	Third Quarter	Fourth Quarter
"L", "M", AND COMBINED ACCOUNTS - TOTAL	\$ 25,623	\$ 6,611	\$ 5,197	\$ 6,851	\$ 6,964
<u>LIQUIDATION ACCOUNTS - TOTAL</u>	-	-	-	-	-
Research, Development, Test, and Evaluation	-	-	-	-	-
<u>SUCCESSOR "M" ACCOUNTS - TOTAL</u>	21,046	4,354	6,370	4,553	5,769
Military Personnel	417	48	197	88	84
Reserve Personnel	32	10	8	7	7
National Guard Personnel	3	1	9	2	(9)
Operation and Maintenance, Air Force	20,013	3,669	5,958	5,128	5,258
Operation and Maintenance, Air National Guard	1	1	1	-	(1)
Discontinued Procurement Appropriations	580	625	197	(672)	430
<u>COMBINED YEAR ACCOUNTS - TOTAL</u>	4,577	2,257	(1,173)	2,298	1,195
Research, Development, Test, and Evaluation, FY 1956 through FY 1962	3,363	687	1,548	798	330
Military Construction, Air Force, FY 1962 and Prior . .	1,176	1,566	(2,721)	1,500	831
Military Construction, Air Force Reserve, FY 1962 and Prior	-	-	-	-	-
Military Construction, Air National Guard, FY 1962 and Prior	38	4	-	-	34

Source: Financial Policy and Analysis Division, Directorate of Budget, Comptroller of the Air Force.



[REDACTED]

[REDACTED]

